



杭州东华链条集团有限公司  
杭州余杭经济技术开发区星达路1号  
**HANGZHOU DONGHUA CHAIN GROUP CO.,LTD.**  
1 CHANGDA RD. HANGZHOU YUHANG  
ECONOMIC AND TECHNOLOGICAL  
DEVELOPMENT AREA, HANGZHOU, CHINA  
TEL: +86 571 8504 5837  
FAX: +86 571 8504 2169  
POST:311102  
E-mail:exp@dhchain.com  
www.dhchain.com



**DONGHUA INTERNATIONAL B.V.**  
PARELWEG 1  
1812 RS ALKMAAR, THE NETHERLANDS  
TEL: +31(0)72 8200 120  
FAX: +31(0)72 510 1996  
E-mail: info@donghua.eu  
www.donghua.eu



**DONGHUA LIMITED**  
UNITS 9 & 10 SIDINGS CLOSE  
WEDNESFELD, WEST MIDLANDS,  
UNITED KINGDOM WV11 1JDR  
TEL: +44 (0) 1902 866200  
FAX: +44 (0) 1902 722814  
E-mail: sales@donghua.co.uk  
www.donghua.co.uk



**DONGHUA USA INC.**  
115 WEST LAKE DRIVE SUITE 200  
GLENDALE HEIGHTS, IL. 60139  
TEL: 630-482-3058  
FAX: 630-482-3096  
E-mail: info@dhchainus  
www.dhchainus



**DONGHUA TRANSMISSION(THAILAND)CO.,LTD.**  
162/2 PHATTANAKARN SOI 78, PRAMET,  
PRAMET, BANGKOK, 10250 THAILAND  
TEL: +66 (0) 2321-6013-5  
FAX: +66 (0) 2321-49116  
E-mail: dhthailand@dhchain.com

© 2017 杭州东华链条集团有限公司 版权所有。  
■ 对本公司的任何侵害或不正当使用都与设计部及东华集团不负责任。  
■ 任何资料的变更，恕不另行通知。  
■ 请系相关各部门了解最新信息。  
■ Donghua is not responsible for any loss resulting from any misunderstanding or incorrect judgements made from the content of this catalogue.  
■ Information correct at time of printing and subject to change without notice.  
■ Please contact the relevant department for the latest information.

杭州正鼎品牌设计有限公司/设计制作



**KÖBO GMBH & CO. KG**  
HAIZFELDER STR. 115  
D-42281 WUPPERTAL, GERMANY  
TEL: +49 (0)202 7093-0  
FAX: +49 (0)202 7093-142  
E-mail: info@koebco.com  
www.koebco.com



**DONGHUA INDUSTRIES EUROPE GMBH.**  
FRIEHEIDER STRASSE 14  
51381 LEVERKUSEN, GERMANY  
TEL: +49 2171 39448-0  
FAX: +49 2171 39448-60  
E-mail: info@donghua-europe.com  
www.donghua-europe.com



**KÔBO DONGHUA FRANCE**  
6 RUE DU CHANT DES OISEAUX  
D-78860 MONTESSON, FRANCE  
TEL: +33 (0)1 30 15 24 54  
FAX: +33 (0)1 34 80 04 66  
E-mail:bjlausais@koebco.com  
www.koebco.com



**DONGHUA HUNGARY KFT.**  
GYAR U. 2. BUDAORS H-2040  
TEL: +36 23 428 777  
FAX: +36 23 428 778  
E-mail: info@donghua.hu  
www.donghua.hu



**ENUMA CHAIN MFG. CO. LTD.**  
300, KAMIKAWASAKI-MACHI,  
KAGA-SHI, ISHIKAWA, 922-8678  
TEL: +81-(0) 761-72-0266  
FAX: +81-(0) 761-72-1377  
E-mail:info\_enkipe@enuma.co.jp  
www.enuma.co.jp

**DONGHUA®** 目强链条  
ZIQIANG CHAIN

**东华链条集团**  
**DONGHUA CHAIN GROUP**

产品样本 Product Catalogue

**东华链条集团**  
**DONGHUA CHAIN GROUP**


**DONGHUA®** 目强链条  
ZIQIANG CHAIN

产品样本  
Product Catalogue



www.dhchain.com

印刷 2017  
Printed 2017



DONGHUA  
323

100-12004  
H1





**东华链条 全球链传动产品领先供应商**

**DONGHUA CHAIN** THE GLOBAL CHAIN DRIVE PRODUCT LEADING SUPPLIER

## ENTERPRISE INTRODUCTION

# 企业简介

杭州东华链条集团是全球链传动产品领先供应商，产品涵盖链传动各个应用领域。在中国、德国、波兰、日本拥有五个先进的生产制造基地，并在法国、德国、荷兰、泰国、英国、匈牙利和美国设有区域销售中心，形成了链传动产品全球研发、制造、营销和服务网络。已向全球市场提供超过12000个品种。

东华在中国有两个生产基地，占地面积超过347000m<sup>2</sup>，拥有员工3000多人，其中各类专业技术人才450多人。按产品应用领域建立了多个专业化制造事业部。东华在中国拥有国家企业技术中心，推动着产品与技术不断创新，持续地满足顾客的需求。


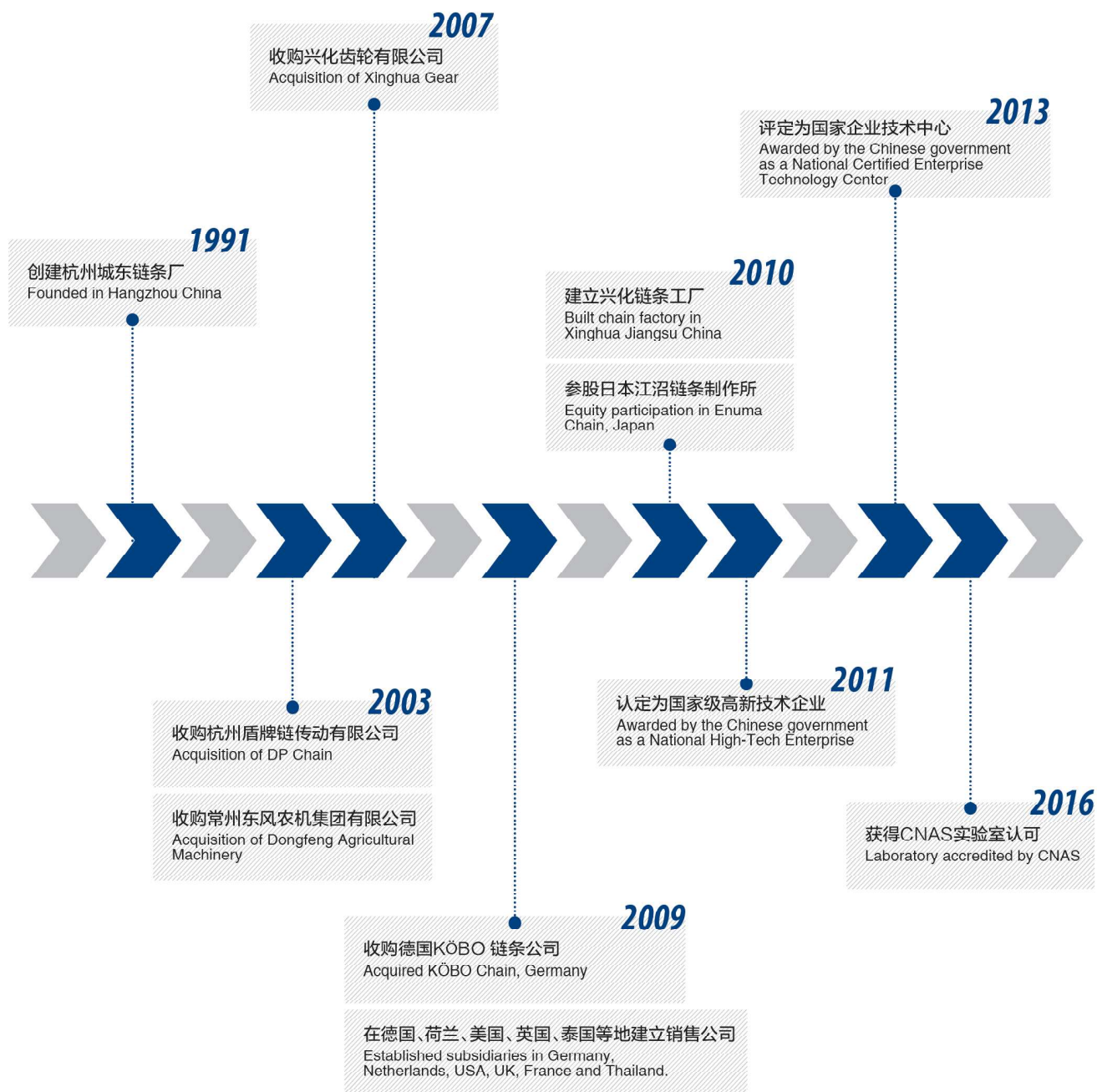
我们致力于向全球客户提供优质产品和便捷的本地服务。

Donghua Chain Group is a leading global chain drive product supplier with the widest product range. We have five state-of-the-art production bases and regional distribution centres and workshops in France, Germany, Netherlands, Thailand, UK, Hungary and the USA. Donghua has built a network of global design, R&D, manufacturing, sales and market service. We have provided over 12,000 varieties of chains for the global market.

Donghua has two production bases in China, covering more than 347,000 square metres, with over 3,000 employees, including over 450 people with various professional skills. We have created multiple professional divisions according to chain application. Donghua has established a national certified Enterprise Technology Center in China to drive forward product innovation and continuously satisfy customer demand.

We concentrate on providing high quality products and convenient local service.







# DONGHUA GLOBAL

## 东华全球

东华链条集团是一家具有全球协同研发能力的跨国制造企业,在全球拥有多家工厂及仓储销售中心,为国内和国际市场服务。

Donghua chain group is a multinational manufacturing enterprise with collaborative research and development capabilities, Donghua chain group has numerous manufacturing and distribution centres servicing domestic and international markets across the globe.



● 东华荷兰  
The Netherlands  
Donghua International B.V.



● 东华英国  
United Kingdom  
Donghua Limited



● 东华美国  
USA  
Donghua USA Inc.



● 东华法国  
France  
KÔBO Donghua France.

★ 研发制造销售公司  
R&D, Manufacturing, and sales company

● 销售公司  
Sales & Distribution company



● **东华德国**  
Germany  
Donghua Industries (Europe) GmbH



★ **德国KÖBO公司**  
Germany  
KÖBO GmbH & Co.KG



★ **KÖBO波兰**  
Poland  
KÖBO Poland factory



● **东华匈牙利**  
Hungary  
Donghua Hungary Kft.



● **东华泰国**  
Thailand  
Donghua Transmission (Thailand) Co.,Ltd.



★ **兴化工厂**  
China  
Xinghua factory



★ **东华总部**  
China  
Donghua Headquarters



★ **日本江沼链条制作所**  
Japan  
Enuma Chain Mfg. Co.,Ltd.

# OPERATING STRATEGY

## 经营战略

### 产品全系列

Full range of products

节距从**4.762mm**到**1016mm**的  
各应用领域用链条

Provide a variety of chains for various applications, chain pitch ranges from **4.762mm(3/16 ")** to **1,016mm(40 ")**.

### 网络全覆盖

Complete coverage of network

销售网络在全球的拓展,  
为链传动产品发展提供强有力支持

Expanding our network of sales and service, providing strong support for industry.



### 产业链全过程

Whole process of chain production

从零件材料加工、零件制造、链条组装  
到链传动成套产品的提供。

Controlling raw material processing  
Component manufacturing  
Chain assembling and chain drive system

### 品牌全面提升

Total improvement of all brands

为顾客提供优质的产品与服务,  
扩大品牌市场占有率

By providing high quality products and premium service, enlarging DONGHUA brand market share.

### 行业领先产品

Leading products of chain industry

# DONGHUA®

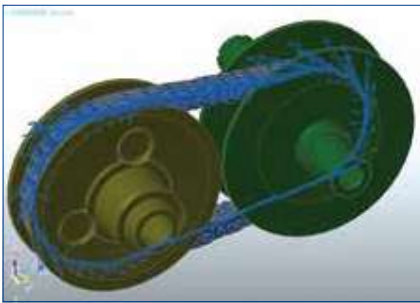


# R&D CAPABILITY


## 研发能力

通过整合东华全球研发资源，建成了协同创新平台，实现了国内外团队共同研发，技术优势互补，形成了设计技术、工艺技术的核心竞争力。


By integrating our global research and development departments we have created a worldwide technology platform, forming the core competitiveness of our design and manufacturing processes.



动力学建模与仿真分析  
Dynamics modeling and simulation analysis



有限元分析  
FEA, Finite Element Analysis



系统设计  
System design



耐久性试验  
Durability test



性能试验  
Performance test

**MANUFACTURE**  
制造

实现了从材料、零件到链条组装的全过程制造，专业化装备确保高品质产品交付。

We control the whole process of chain manufacture, including material processing, component manufacturing and chain assembly. Specialised equipment guarantees the delivery of high quality products.

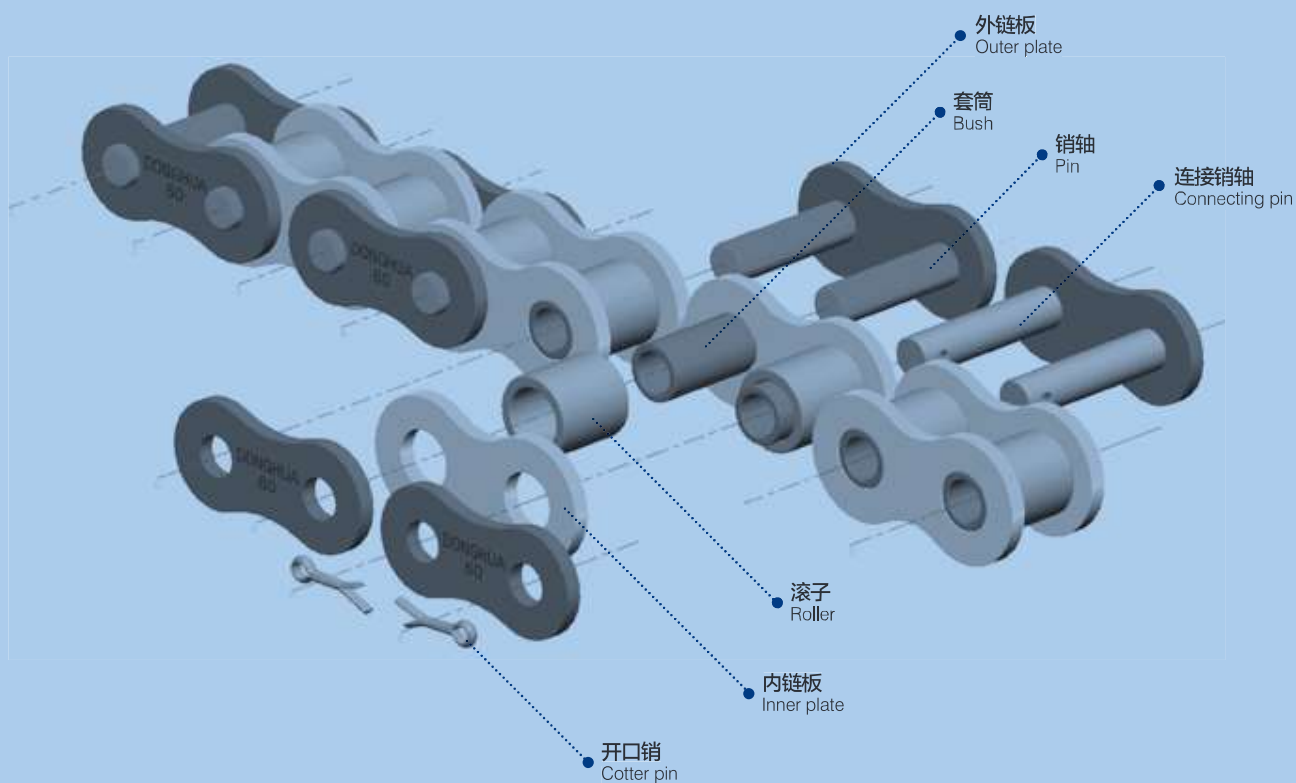




## VARIOUS PRODUCTS 各类产品

我们向顾客提供传动链、输送链、汽车链、摩托车链、农机链、板式链、扶梯链、工程链、不锈钢链以及链轮等链传动产品。

We produce for customers Drive Chains, Conveyor Chains, Automobile Chains, Motorcycle Chains, Agricultural Chains, Leaf Chains, Escalator Chains, Engineering Chains, Stainless Steel Chains and various Sprockets etc.



卡簧型连接链节  
Connecting link with open spring clip



开口销型连接链节  
Connecting link with cotter pin



过渡链节  
Offset link




复合过渡链节  
Double offset link



传动链  
Drive chains



推窗链  
Pushing window chains



橡胶附板链  
Roller chains with elastomer profile



尖齿链  
Spike chains



静音链  
Silent chains



摩托车链  
Motorcycle chains



农机喂入链  
Agriculture feed chains



板式链  
Leaf chains



停车库链  
Car parking chains



重载型扶梯梯级链  
Escalator step chains



销合链  
Steel pintle chains



散物料输送链  
Bulk material conveyor chains



橡胶手套链  
Rubber gloves carrier chains



空心销轴链  
Hollow pin chains



CVT链  
CVT chains

QUALITY  
质量



公司拥有完善的检测设备与试验设备，从材料检测、各道工序过程监控到成品测试，保证交付产品质量可靠，满足链条在各种工况下的使用要求。

Donghua owns fully equipped chain testing and inspection facilities, including material detection, process monitoring, and chain testing, ensuring the quality and reliability of products, meet the requirements of various operating conditions.



ISO 9001:2008



ISO 14001:2004



ISO/TS 16949:2009



API



ISO 10012:2003

CNAS 实验室认可  
CNAS laboratory  
accreditation

链长测量仪  
Chain length  
measuring  
instrument



三坐标测量仪  
Three coordinate  
measuring instrument



光谱仪  
Spectrometer



磨损试验机  
Wear testing machine



盐雾试验机  
Salt spraying tester



疲劳试验机  
Fatigue testing machine



表面粗糙度轮廓仪  
Roughness contourgraph



SERVICE  
服务



东华拥有全球销售网络优势以及经验丰富的销售工程师团队，为顾客定制链条产品提出解决方案，并提供便捷的本地化售前与售后优质服务。

Donghua has the advantage of a global sales network, with experienced sales engineering teams. We can customise product solutions for customers and provide convenient local pre-sales and after-sales service.



# 产品目录 **Product List**

Donghua Product Catalogue 2017

<b>A 传动链 DRIVING CHAINS</b>	<b>1 - 72</b>
A 系列短节距精密滚子链 Short pitch precision roller chains (A series)	3 - 6
B 系列短节距精密滚子链 Short pitch precision roller chains (B series)	7 - 9
重载系列滚子链 Heavy duty series roller chains	10 - 13
A 系列开口销型短节距精密滚子链 Cottered type short pitch precision roller chains (A series)	14
重载系列开口销型滚子链 Heavy duty series cottered type roller chains	15
SP 系列高强度短节距滚子链 SP series high strength short pitch roller chains	16 - 18
SH 系列高强度短节距重载滚子链 SH series high strength heavy duty short pitch roller chains	19
X3 系列高性能滚子链 X3 series high performance roller chains	20
其他滚子链 Other roller chains	21 - 24
镀锌链 Corrosion resistant/Zinc-plated chains	25
镀镍链 Corrosion resistant/Nickel-plated chains	26
镀达克罗链 Corrosion resistant/Dacromet-plated chains	27
自润滑链 Self-lubrication roller chains	28 - 29
O 形密封圈链 O-Ring chains	30
石油链 Oil field chains	31 - 32
扶梯驱动链 Escalator drive chains	33 - 35
推窗用防弯链 Anti-backbend chains for pushing window	36 - 40
侧弯链 Side bow chains	41
带附件侧弯链 Side bow chains with attachments	42



## Product List 产品目录

Donghua Product Catalogue 2017

侧弯链附件 Side bow chains attachments	43 - 45
重载传动用弯板链 Heavy duty cranked-link transmission chains	46 - 49
齿形链 Inverted tooth chains	50 - 53
滑片式无级变速链 Self-tooth-forming chains(P.I.V chains)	54
摩托车链 Motorcycle chains	55 - 58
O 形密封圈摩托车链 O-Ring motorcycle chains	59
X 形密封圈摩托车链 X-Ring motorcycle chains	60
汽车发动机正时滚子链 Timing roller chains for automobile engine	61
汽车发动机正时套筒链 Timing bush chains for automobile engine	62
汽车发动机正时静音链 Timing silent chains for automobile engine	63
滚销式静音链 Rocker joint type silent chains	64
圆销式静音链 Round pin type silent chains	65
汽车发动机链张紧器 Chain tensioner for automobile engine	66
链条联轴器 Chain couplings	67
联轴器链 Coupling chains	68 - 70
套筒链 Bush chains	71
双节距传动链 Double pitch transmission chains	72

### B 输送链 CONVEYOR CHAINS

73 - 320

A 系列直链板滚子链 Roller chains with straight side plates (A series)	75
--	----

# 产品目录 **Product List** Donghua Product Catalogue 2017

B 系列直链板滚子链 Roller chains with straight side plates (B series)	76
短节距输送链附件 Short pitch conveyor chain attachments	77 - 100
A 系列输送链特殊附件 Conveyor chain special attachments (A series)	101 - 113
B 系列输送链特殊附件 Conveyor chain special attachments (B series)	114 - 117
短节距加长销输送链 Short pitch conveyor chains with extended pins	118
特殊加长销输送链 Conveyor chains with special extended pins	119 - 129
双节距输送链 Double pitch conveyor chains	130 - 132
双节距输送链附件 Double pitch conveyor chain attachments	133 - 150
双节距带特殊附件输送链 Double pitch conveyor chains with special attachments	151 - 158
双节距加长销输送链 Double pitch conveyor chains with extended pins	159 - 164
倍速链 Double plus chains	165
带大滚轮输送链 Conveyor chains with large rollers	166 - 168
带侧滚轮输送链 Conveyor chains with outboard rollers	169 - 170
带特殊滚轮输送链 Conveyor chains with special rollers	171 - 172
带顶滚轮短节距输送链 Short pitch conveyor chains with top rollers	173
带顶滚轮双节距输送链 Double pitch conveyor chains with top rollers	174
木材输送链及附件 Lumber conveyor chains & attachments	175 - 176
尖齿链 Sharp top chains	177 - 201
橡胶附板链 Roller chains with vulcanized elastomer profiles	202 - 208
带U 型附件滚子链 Roller chains with U type attachments	209 - 211

# Product List 产品目录

Donghua Product Catalogue 2017

带塑料附板滚子链 Roller chains with plastic rollers	212
塑料链 Plastic chains	213 - 215
带塑料滚子输送链 Conveyor chains with plastic rollers	216
M 系列输送链 Conveyor chains (M series)	217 - 221
M 系列带附板输送链 Conveyor chains with attachments (M series)	222 - 230
M 系列带加长销输送链 Conveyor chains with extended pins (M series)	231
M T 系列输送链 Conveyor chains (MT series)	232
M C 系列空心销轴输送链 Hollow pin conveyor chains (MC series)	233
FV 系列输送链 Conveyor chains (FV series)	234 - 235
FV 系列带附板输送链 Conveyor chains with attachments (FV series)	236 - 238
FVT 系列输送链 Conveyor chains (FVT series)	239
FVC 系列空心销轴输送链 Hollow pin conveyor chains (FVC series)	240
Z 系列输送链 Conveyor chains (Z series)	241
Z 系列带附板输送链 Conveyor chains with attachments (Z series)	242
ZE 系列输送链 Conveyor chains (ZE series)	243
ZC 系列空心销轴输送链 Hollow pin conveyor chains (ZC series)	244
非标空心销轴输送链 Non-standard hollow pin conveyor chains	245 - 247
输送链 Conveyor chains	248 - 254
带附板输送链 Conveyor chains with attachments	255 - 280
带加长销输送链 Conveyor chains with extended pins	281

# 产品目录 **Product List** Donghua Product Catalogue 2017

纺织机械用链条 Roller chains for textile machinery	282
夹膜链 Grip chains	283 - 284
拖板链 Articulated bottomplate chains	285
纸卷用输送链 Conveyor chains for paper mill	286 - 289
印铁烘房线链条 Conveyor chains for metal decorating system	290 - 297
顶板输送链 Top plate conveyor chains	298 - 299
双向活动链 Double flex chains	300
空心销轴输送链 Hollow pin conveyor chains	301 - 308
自动扶梯梯级链 Escalator step chains	309 - 311
自动人行道踏板链 Moving walk pallet chains	312
人造板设备用链条 Conveyor chains for fibreboard equipment	313
喷涂设备输送链 Conveyor chains for spraying equipment	314
烟草机械输送链 Tobacco conveyor chains	315 - 320

## C 工程链 ENGINEERING CHAINS

321 - 436

提升机用输送链 Conveyor chains for elevator	323 - 329
刮板输送链 Scraper conveyor chains	330 - 342
洗煤机链条 Conveyor chains for coal washer	343
带附板输送链 Conveyor chains with attachments	344 - 348
洗瓶机输送链 Bottle washer conveyor chains	349 - 351



## Product List 产品目录

Donghua Product Catalogue 2017

橡胶手套输送链 Rubber gloves carrier chains	352 - 355
污水处理链 Sewage disposal chains	356 - 357
双铰接输送链 Universal movement conveyor chains	358 - 365
工程用钢制套筒链 Engineering steel bush chains	366
工程用钢制套筒链附件 Engineering steel bush chain attachments	367 - 369
钢厂用输送链 Conveyor chains for steel mill	370 - 386
块式链 Block chains	387 - 389
工程用焊接结构弯板链 Welded-steel-type mill chains	390
工程用焊接结构弯板链附件 Welded-steel-type mill chains with attachments	391 - 394
曳引用焊接结构弯板链 Welded-steel-type drag chains	395
曳引用焊接结构弯板链附件 Welded-steel-type drag chains with attachments	396 - 397
筑路机械链 Conveyor chains for road construction machinery	398 - 404
棕油链 Palm oil chains	405 - 407
糖机链 Sugar mill chains	408 - 424
汽车生产线链条 Conveyor chains for automobile production line	425 - 436

### D 板式链/提升链 LEAF CHAINS & HOISTING CHAINS

437 - 468

板式链 Leaf chains	439 - 452
空心销轴板式链 Hollow pin leaf chains	453
堆高机用板式链 Leaf chains for sky stacker	454 - 455

# 产品目录 **Product List** Donghua Product Catalogue 2017

LH 系列板式链连接环 Clevises for LH series Leaf chains	456 - 457
LL 系列板式链连接环 Clevises for LL series Leaf chains	458
LH 系列板式链连接销轴 Clevises pin (LH series)	459 - 460
LL 系列板式链连接销轴 Clevises pin (LL series)	461 - 462
多板销轴链 Gall's chains	463 - 464
停车库链条 Car parking chains	465 - 467
无滚子提升链 Rollerless hoisting chains	468

## **E 农机链 AGRICULTURAL CHAINS**

**469 - 540**


旋耕机链条/农机传动箱用链条 Rotary cultivator chains/Chains for transmission case of agricultural machinery	471
联合收割机链 Combine chains	472 - 474
ZG S 38联合收割机链及附件 ZGS38 Combine chain with attachments	475 - 480
水稻收割机链 Rice harvester chains	481 - 489
S 型钢制农机链 S type steel agricultural chains	490
A 型钢制农机链/C A 型钢制农机链 A type steel agricultural chains/CA type steel agricultural chains	491 - 492
S 型钢制农机链附件 S type steel agricultural chain attachments	493 - 502
C 型/C A 型钢制农机链附件 C type and CA type steel agricultural chain attachments	503 - 528
O 形密封圈农机链 O-Ring agricultural chains	529
特殊农机链及附件 Special agricultural chains and attachments	530 - 534
钢制销合链 Steel pintle chains	535 - 537
钢制销合链附件 Steel pintle chain attachments	538 - 540

## Product List 产品目录

Donghua Product Catalogue 2017

F 不锈钢链 STAINLESS STEEL CHAINS	541 - 572
不锈钢短节距滚子链 Stainless steel short pitch roller chains	543 - 545
不锈钢短节距直链板滚子链 Stainless steel short pitch roller chain with straight side plate	546 - 547
不锈钢短节距滚子链附件 Stainless steel short pitch roller chain attachments	548 - 551
不锈钢双节距滚子链 Stainless steel double pitch roller chains	552 - 553
不锈钢双节距输送链附件 Stainless steel double pitch roller chain attachments	554 - 555
不锈钢空心销轴链 Stainless steel hollow pin chains	556 - 559
不锈钢短节距加长销输送链 Stainless steel short pitch conveyor chain with extended pins	560
不锈钢双节距加长销输送链 Stainless steel double pitch conveyor chain with extended pins	561
不锈钢输送链(M 系列) Stainless steel conveyor chains (M series)	562
不锈钢空心销轴输送链(MC 系列) Stainless steel hollow pin chains (MC series)	563
冷饮加工输送链 Conveyor chains for cold drink production	564 - 566
不锈钢侧弯链 Stainless steel side bow roller chains	567
不锈钢推窗防弯链 Stainless steel anti-sidebow chains for pushing window	568 - 569
香肠生产线输送链 Conveyor chains for sausage production	570 - 571
不锈钢尖齿链 Stainless steel sharp top chains	572

附录 APPENDIX	573 - 584
链条功率选用 Selection of chain drive power	573 - 575
润滑选择 Selection of lubrication	576 - 580
链传动维护保养 Maintenance for roller chain drive	581 - 584





# 传动链

## DRIVING CHAINS

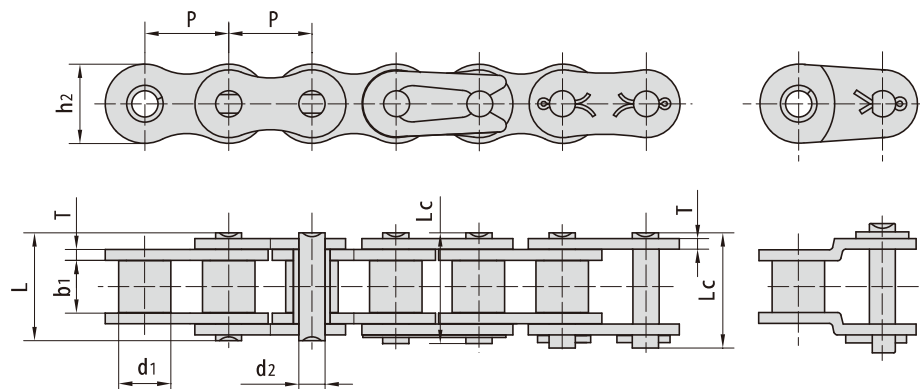


# A系列短节距精密滚子链

## Short pitch precision roller chains (A series)

单排滚子链/套筒链

Simplex roller chains & bush chains



ISO ANSI / DN 链号	东华 链号	节距 Pitch	滚子直径 Roller diameter	内节内宽 Width between inner plates	销轴直径 Pin diameter	销轴长度 Pin length		内链板高度 Inner plate depth	链板厚度 Plate thickness	抗拉强度 Tensile strength	平均抗拉强度 Average tensile strength	每米长重 Weight per meter
ISO ANSI / DN Chain No.	Donghua Chain No.	P	d1 max	b1 min	d2 max	L max	Lc max	h2 max	T max	Q min	Q <sub>0</sub>	q
		mm	mm	mm	mm	mm	mm	mm	mm	kN/bf	kN	kg/m
15	*03C	4.7625	2.48	2.38	1.62	6.10	6.90	4.30	0.60	1.80/409	2.0	0.08
*25	*04C-1	6.3500	3.30	3.18	2.31	7.90	8.40	6.00	0.80	3.50/795	5.0	0.15
*35	*06C-1	9.5250	5.08	4.77	3.58	12.40	13.17	9.00	1.30	7.90/1795	11.3	0.33
41	085-1	12.7000	7.77	6.25	3.58	13.75	15.00	9.91	1.30	6.67/1516	12.6	0.41
40	08A-1	12.7000	7.95	7.85	3.96	16.60	17.80	12.00	1.50	14.10/3205	18.6	0.62
50	10A-1	15.8750	10.16	9.40	5.08	20.70	22.20	15.09	2.03	22.20/5045	31.3	1.02
60	12A-1	19.0500	11.91	12.57	5.94	25.90	27.70	18.00	2.42	31.80/7227	43.2	1.50
80	16A-1	25.4000	15.88	15.75	7.92	32.70	35.00	24.00	3.25	56.70/12886	74.3	2.60
100	20A-1	31.7500	19.05	18.90	9.53	40.40	44.70	30.00	4.00	88.50/20114	107.6	3.91
120	24A-1	38.1000	22.23	25.22	11.10	50.30	54.30	35.70	4.80	127.00/28864	163.1	5.62
140	28A-1	44.4500	25.40	25.22	12.70	54.40	59.00	41.00	5.60	172.40/39182	222.5	7.50
160	32A-1	50.8000	28.58	31.55	14.27	64.80	69.60	47.80	6.40	226.80/51545	266.9	10.10
180	36A-1	57.1500	35.71	35.48	17.46	72.80	78.60	53.60	7.20	280.20/63682	361.1	13.45
200	40A-1	63.5000	39.68	37.85	19.85	80.30	87.20	60.00	8.00	353.80/80409	466.8	16.15
240	48A-1	76.2000	47.63	47.35	23.81	95.50	103.00	72.39	9.50	510.30/115977	671.6	23.20

\*套筒链：表中滚子直径d1为套筒直径

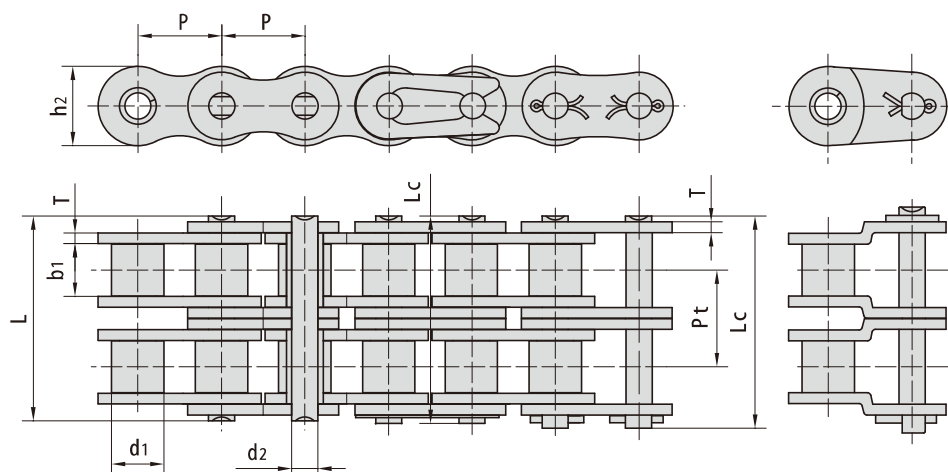
\*Bush chain: d1 in the table indicates the external diameter of the bush

## A系列短节距精密滚子链

### Short pitch precision roller chains (A series)

#### 双排滚子链/套筒链

#### Duplex roller chains & bush chains



ISO/ANSI DN 链号	东华 链号	节距 Pitch	滚子直径 Roller diameter	内节内宽 Width between inner plates	销轴直径 Pin diameter	销轴长度 Pin length		内链板高度 Inner plate depth	链板厚度 Plate thickness	排距 Transverse pitch	抗拉强度 Tensile strength	平均抗拉强度 Average tensile strength	每米长重 Weight per meter
ISO/ANSI DN Chain No.	Donghua Chain No.	P	d1 max	b1 min	d2 max	L max	Lc max	h2 max	T max	Pt	Q min	Q0	q
		mm	mm	mm	mm	mm	mm	mm	mm	mm	kN/bf	kN	kg/m
*25-2	*04C-2	6.350	3.30	3.18	2.31	14.5	15.0	6.00	0.80	6.40	7.00/1591	10.0	0.28
*35-2	*06C-2	9.525	5.08	4.77	3.58	22.5	23.3	9.00	1.30	10.13	15.80/3591	22.3	0.63
41-2	085-2	12.700	7.77	6.25	3.58	25.7	26.9	9.91	1.30	11.95	13.34/3032	16.9	0.81
40-2	08A-2	12.700	7.95	7.85	3.96	31.0	32.2	12.00	1.50	14.38	28.20/6409	37.2	1.12
50-2	10A-2	15.875	10.16	9.40	5.08	38.9	40.4	15.09	2.03	18.11	44.40/10091	62.6	2.00
60-2	12A-2	19.050	11.91	12.57	5.94	48.8	50.5	18.00	2.42	22.78	63.60/14455	86.4	2.92
80-2	16A-2	25.400	15.88	15.75	7.92	62.7	64.3	24.00	3.25	29.29	113.40/25773	148.6	5.15
100-2	20A-2	31.750	19.05	18.90	9.53	76.4	80.5	30.00	4.00	35.76	177.00/40227	215.2	7.80
120-2	24A-2	38.100	22.23	25.22	11.10	95.8	99.7	35.70	4.80	45.44	254.00/57727	326.2	11.70
140-2	28A-2	44.450	25.40	25.22	12.70	103.3	107.9	41.00	5.60	48.87	344.80/78364	445.0	15.14
160-2	32A-2	50.800	28.58	31.55	14.27	123.3	128.1	47.80	6.40	58.55	453.60/103091	533.8	20.14
180-2	36A-2	57.150	35.71	35.48	17.46	138.6	144.4	53.60	7.20	65.84	560.50/127386	722.2	29.22
200-2	40A-2	63.500	39.68	37.85	19.85	151.9	158.8	60.00	8.00	71.55	707.60/160818	933.6	32.24
240-2	48A-2	76.200	47.63	47.35	23.81	183.4	190.8	72.39	9.50	87.83	1020.60/213955	1343.2	45.23

\*套筒链: 表中滚子直径d1为套筒直径

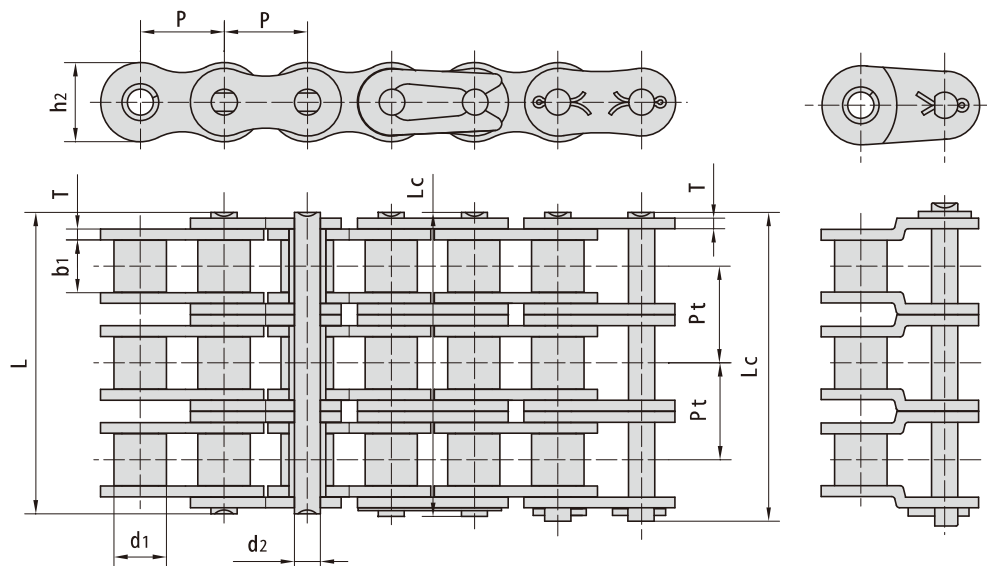
\*Bush chain: d1 in the table indicates the external diameter of the bush

## A系列短节距精密滚子链

### Short pitch precision roller chains (A series)

三排滚子链/套筒链

Triples roller chains & bush chains



ISO ANSI DN 链号	东华 链号	节距 Pitch	滚子直径 Roller diameter	内节内宽 Width between inner plates	销轴直径 Pin diameter	销轴长度 Pin length		内链板高度 Inner plate depth	链板厚度 Plate thickness	排距 Transverse pitch	抗拉强度 Tensile strength	平均抗拉强度 Average tensile strength	每米长重 Weight per meter
ISO ANSI DN Chain No.	Donghua Chain No.	P	d1 max	b1 min	d2 max	L max	Lc max	h2 max	T max	Pt	Q <sub>min</sub>	Q <sub>0</sub>	q
		mm	mm	mm	mm	mm	mm	mm	mm	mm	kN/bf	kN	kg/m
*25-3	*04C-3	6.350	3.30	3.18	2.31	21.0	21.5	6.00	0.80	6.40	10.5/2386	15.0	0.44
*35-3	*06C-3	9.525	5.08	4.77	3.58	32.7	33.5	9.00	1.30	10.13	23.7/5386	33.9	1.05
40-3	08A-3	12.700	7.95	7.85	3.96	45.4	46.6	12.00	1.50	14.38	42.3/9614	55.8	1.90
50-3	10A-3	15.875	10.16	9.40	5.08	57.0	58.5	15.09	2.03	18.11	66.6/15136	93.9	3.09
60-3	12A-3	19.050	11.91	12.57	5.94	71.5	73.3	18.00	2.42	22.78	95.4/21682	129.6	4.54
80-3	16A-3	25.400	15.88	15.75	7.92	91.7	93.6	24.00	3.25	29.29	170.1/38659	222.9	7.89
100-3	20A-3	31.750	19.05	18.90	9.53	112.2	116.3	30.00	4.00	35.76	265.5/60341	322.8	11.77
120-3	24A-3	38.100	22.23	25.22	11.10	141.4	145.2	35.70	4.80	45.44	381.0/86591	489.3	17.53
140-3	28A-3	44.450	25.40	25.22	12.70	152.2	156.8	41.00	5.60	48.87	517.2/117545	667.5	22.20
160-3	32A-3	50.800	28.58	31.55	14.27	181.8	186.6	47.80	6.40	58.55	680.4/154636	800.7	30.02
180-3	36A-3	57.150	35.71	35.48	17.46	204.4	210.2	53.60	7.20	65.84	840.7/191068	1083.3	38.22
200-3	40A-3	63.500	39.68	37.85	19.85	223.5	230.4	60.00	8.00	71.55	1061.4/241227	1400.4	49.03
240-3	48A-3	76.200	47.63	47.35	23.81	271.3	278.6	72.39	9.50	87.83	1530.9/347932	2014.8	71.60

\*套筒链：表中滚子直径d1为套筒直径

\*Bush chain: d1 in the table indicates the external diameter of the bush

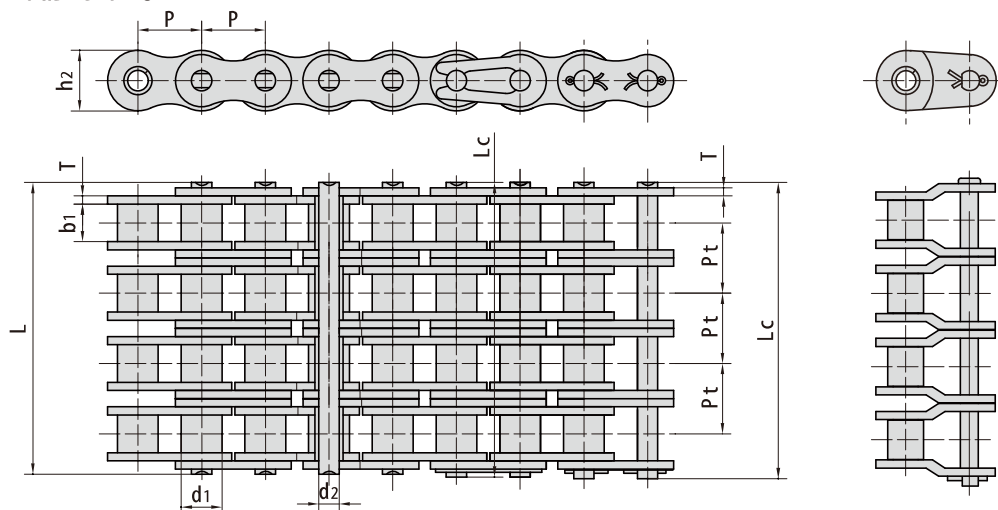


## A系列短节距精密滚子链

### Short pitch precision roller chains (A series)

#### 多排滚子链

#### Multiple strand roller chains

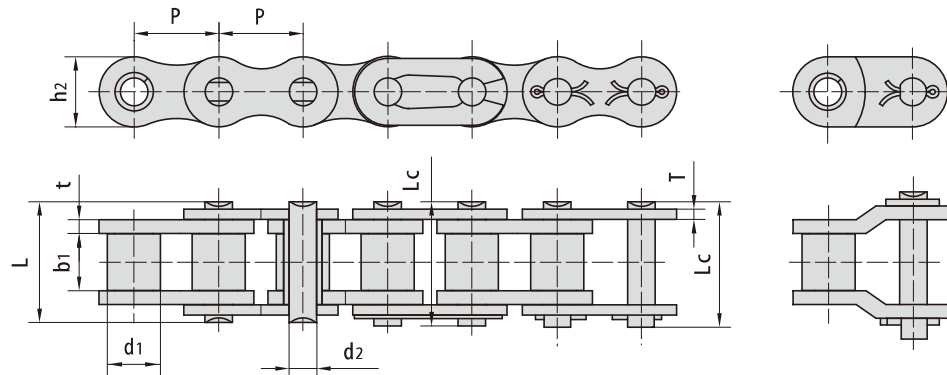


ANSI 链号 ANSI Chain No.	东华 链号 Donghua Chain No.	节距 Pitch P	滚子直径 Roller diameter d1 max	内节内宽 Width between inner plates b1 min	销轴直径 Pin diameter d2 max	销轴长度 Pin length L max Lc max		内链板高度 Inner plate depth h2 max	链板厚度 Plate thickness T max	排距 Transverse pitch Pt	抗拉强度 Tensile strength Qmin	平均抗拉强度 Average tensile strength Q0	每米长重 Weight per meter q
		mm	mm	mm	mm	mm	mm	mm	mm	mm	KN/bf	KN	kg/m
40-4	08A-4	12.700	7.95	7.85	3.96	59.8	61.0	12.00	1.50	14.38	56.4/12687	62.04	2.57
50-4	10A-4	15.875	10.16	9.40	5.08	75.1	76.6	15.09	2.03	18.11	88.8/19976	97.68	4.30
60-4	12A-4	19.050	11.91	12.57	5.94	94.4	96.1	18.00	2.42	22.78	127.2/28614	139.92	6.21
80-4	16A-4	25.400	15.88	15.75	7.92	121.0	124.4	24.00	3.25	29.29	226.8/51020	249.48	10.37
100-4	20A-4	31.750	19.05	18.90	9.53	147.8	152.1	30.00	4.00	35.76	354.0/79635	389.40	15.60
120-4	24A-4	38.100	22.23	25.22	11.10	187.0	190.8	35.70	4.80	45.44	508.0/114278	558.80	23.56
40-5	08A-5	12.700	7.95	7.85	3.96	74.2	75.4	12.00	1.50	14.38	70.5/15859	77.55	3.19
50-5	10A-5	15.875	10.16	9.40	5.08	93.2	94.7	15.09	2.03	18.11	111.0/24970	122.10	5.37
60-5	12A-5	19.050	11.91	12.57	5.94	117.0	118.8	18.00	2.42	22.78	159.0/35768	174.90	7.75
80-5	16A-5	25.400	15.88	15.75	7.92	149.9	153.7	24.00	3.25	29.29	283.5/63775	311.85	12.96
100-5	20A-5	31.750	19.05	18.90	9.53	183.6	187.9	30.00	4.00	35.76	442.5/99543	486.75	19.46
120-5	24A-5	38.100	22.23	25.22	11.10	232.3	236.1	35.70	4.80	45.44	635.0/142848	698.50	29.40
40-6	08A-6	12.700	7.95	7.85	3.96	88.5	89.8	12.00	1.50	14.38	84.6/19031	93.06	3.83
50-6	10A-6	15.875	10.16	9.40	5.08	111.3	112.8	15.09	2.03	18.11	133.2/29964	146.52	6.43
60-6	12A-6	19.050	11.91	12.57	5.94	139.8	141.8	18.00	2.42	22.78	190.8/42921	209.80	9.31
80-6	16A-6	25.400	15.88	15.75	7.92	179.2	183.0	24.00	3.25	29.29	340.2/76530	374.22	15.50
100-6	20A-6	31.750	19.05	18.90	9.53	219.4	223.7	30.00	4.00	35.76	531.0/119452	584.10	23.36
120-6	24A-6	38.100	22.23	25.22	11.10	278.0	282.0	35.70	4.80	45.44	762.0/171417	838.20	35.30
40-8	08A-8	12.700	7.95	7.85	3.96	117.3	118.5	12.00	1.50	14.38	112.8/25375	124.08	5.11
50-8	10A-8	15.875	10.16	9.40	5.08	147.5	149.0	15.09	2.03	18.11	177.6/39952	195.36	8.59
60-8	12A-8	19.050	11.91	12.57	5.94	185.8	187.6	18.00	2.42	22.78	254.4/57229	279.84	12.37
80-8	16A-8	25.400	15.88	15.75	7.92	237.8	241.6	24.00	3.25	29.29	453.6/102040	498.96	20.67
100-8	20A-8	31.750	19.05	18.90	9.53	290.8	295.1	30.00	4.00	35.76	708.0/159270	778.80	31.14
120-8	24A-8	38.100	22.23	25.22	11.10	368.8	372.8	35.70	4.80	45.44	1016.0/228557	1176.00	47.07

# B系列短节距精密滚子链

## Short pitch precision roller chains (B series)

单排滚子链  
Simplex roller chains



ISO/DIN 链号 Chain No.	节距 Pitch	滚子直径 Roller diameter	内节内宽 Width between inner plates	销轴直径 Pin diameter	销轴长度 Pin length		内链板高度 Inner plate depth	链板厚度 Plate thickness	抗拉强度 Tensile strength	平均抗拉强度 Average tensile strength	每米长重 Weight per meter
	p	d1 max	b1 min	d2 max	L max	Lc max	h2 max	t/T max	Q min	Q0	q
	mm	mm	mm	mm	mm	mm	mm	mm	kN/bf	kN	kg/m
04	6.000	4.00	2.80	1.85	6.80	7.8	5.00	0.60	3.0/682	3.2	0.11
05B-1	8.000	5.00	3.00	2.31	8.20	8.9	7.10	0.80	5.0/1136	5.9	0.20
*06B-1	9.525	6.35	5.72	3.28	13.15	14.1	8.20	1.30	9.0/2045	10.4	0.41
08B-1	12.700	8.51	7.75	4.45	16.70	18.2	11.80	1.60	18.0/4091	19.4	0.69
10B-1	15.875	10.16	9.65	5.08	19.50	20.9	14.70	1.70	22.4/5091	27.5	0.93
12B-1	19.050	12.07	11.68	5.72	22.50	24.2	16.00	1.85	29.0/6591	32.2	1.15
16B-1	25.400	15.88	17.02	8.28	36.10	37.4	21.00	4.15/3.1	60.0/13636	77.1	2.71
20B-1	31.750	19.05	19.56	10.19	41.30	45.0	26.40	4.50/3.5	95.0/21591	112.8	3.70
24B-1	38.100	25.40	25.40	14.63	53.40	57.8	33.20	6.00/4.8	160.0/36364	178.0	7.10
28B-1	44.450	27.94	30.99	15.90	65.10	69.5	36.70	7.50/6.0	200.0/45455	236.4	8.50
32B-1	50.800	29.21	30.99	17.81	66.00	71.0	42.00	7.00/6.0	250.0/56818	277.5	10.25
40B-1	63.500	39.37	38.10	22.89	82.20	89.2	52.96	8.50/8.0	355.0/80682	394.0	16.35
48B-1	76.200	48.26	45.72	29.24	99.10	107.0	63.80	12.00/10.0	560.0/127272	621.6	25.00
56B-1	88.900	53.98	53.34	34.32	114.6	123.0	77.80	13.50/12.0	850.0/193180	940.0	35.78
64B-1	101.600	63.50	60.96	39.40	130.0	138.5	90.17	15.00/13.0	112.0/254544	1240.0	46.00
72B-1	114.300	72.39	68.58	44.48	147.4	156.4	103.60	17.00/15.0	1400.0/318180	1550.0	60.80

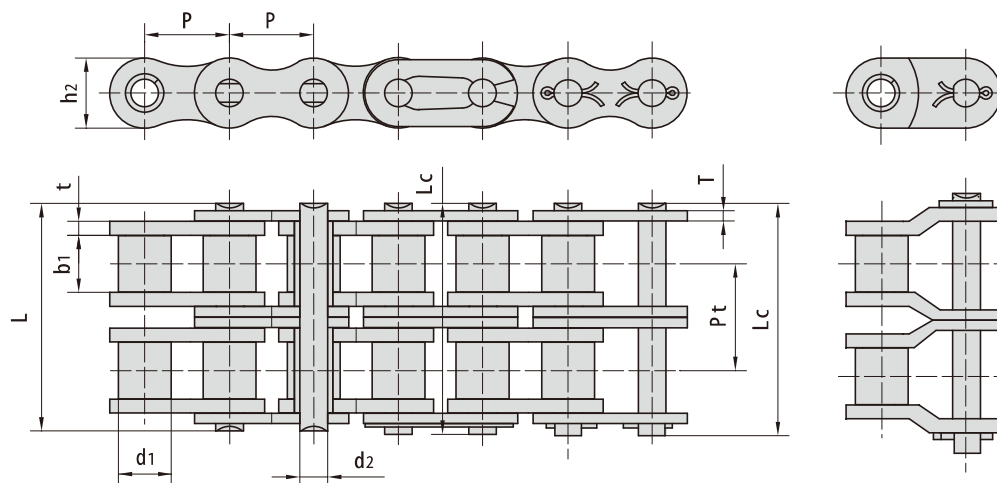
\*直链板  
\*Straight side plates

# B系列短节距精密滚子链

## Short pitch precision roller chains (B series)

双排滚子链

Duplex roller chains



ISO/DIN 链号 ISO/DIN Chain No.	节距 Pitch	滚子直径 Roller diameter	内节内宽 Width between inner plates	销轴直径 Pin diameter	销轴长度 Pin length		内链板高度 Inner plate depth	链板厚度 Plate thickness	排距 Transverse pitch	抗拉强度 Tensile strength	平均抗拉强度 Average tensile strength	每米长重 Weight per meter
	P	d1 max	b1 min	d2 max	L max	Lc max	h2 max	t/T max	Pt	Q min kN/lbf	Q0 kN	q kg/m
05B-2	8.000	5.00	3.00	2.31	13.9	14.5	7.10	0.80	5.64	7.8/1773	10.2	0.33
*06B-2	9.525	6.35	5.72	3.28	23.4	24.4	8.20	1.30	10.24	16.9/3841	18.7	0.77
08B-2	12.700	8.51	7.75	4.45	31.0	32.2	11.80	1.60	13.92	32.0/7273	38.7	1.34
10B-2	15.875	10.16	9.65	5.08	36.1	37.5	14.70	1.70	16.59	44.5/10114	56.2	1.84
12B-2	19.050	12.07	11.68	5.72	42.0	43.6	16.00	1.85	19.46	57.8/13136	66.1	2.31
16B-2	25.400	15.88	17.02	8.28	68.0	69.3	21.00	4.15/3.1	31.88	106.0/24091	152.1	5.42
20B-2	31.750	19.05	19.56	10.19	77.8	81.5	26.40	4.50/3.5	36.45	170.0/38636	229.0	7.20
24B-2	38.100	25.40	25.40	14.63	101.7	106.2	33.20	6.00/4.8	48.36	280.0/63636	319.2	13.40
28B-2	44.450	27.94	30.99	15.90	124.6	129.1	36.70	7.50/6.0	59.56	360.0/81818	406.8	16.60
32B-2	50.800	29.21	30.99	17.81	124.6	129.6	42.00	7.00/6.0	58.55	450.0/102273	508.5	21.00
40B-2	63.500	39.37	38.10	22.89	154.5	161.5	52.96	8.50/8.0	72.29	630.0/143182	711.9	32.00
48B-2	76.200	48.26	45.72	29.24	190.4	198.2	63.80	12.00/10.0	91.21	1000.0/227272	1130.0	50.00
56B-2	88.900	53.98	53.34	34.32	221.2	229.6	77.80	13.50/12.0	106.60	1600.0/363635	1760.0	71.48
64B-2	101.600	63.50	60.96	39.40	249.9	258.4	90.17	15.00/13.0	119.89	2000.0/454544	2200.0	91.00
72B-2	114.300	72.39	68.58	44.48	283.7	292.7	103.60	17.00/15.0	136.27	2500.0/568180	2750.0	120.40

\*直链板

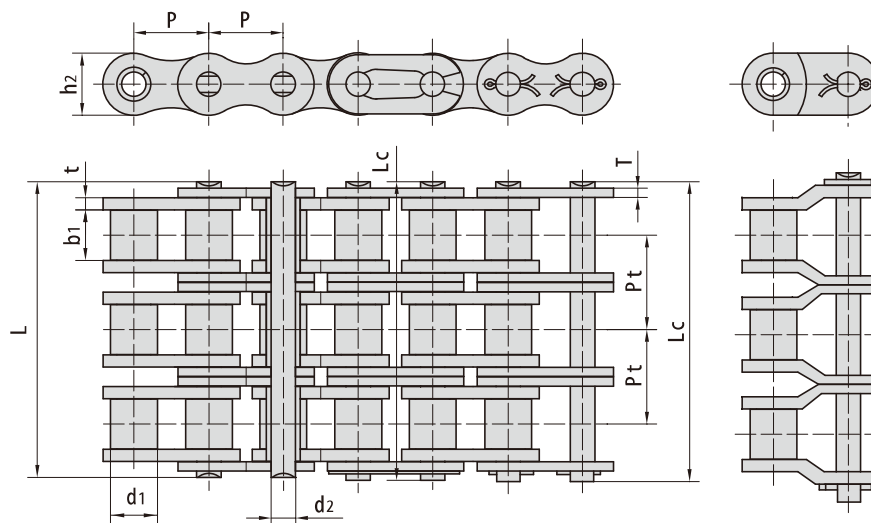
\*Straight side plates

# B系列短节距精密滚子链

## Short pitch precision roller chains (B series)

三排滚子链

Triplex roller chains



ISO/DIN 链号 ISO/DIN Chain No.	节距 Pitch	滚子直径 Roller diameter	内节内宽 Width between inner plates	销轴直径 Pin diameter	销轴长度 Pin length		内链板高度 Inner plate depth	链板厚度 Plate thickness	排距 Transverse pitch	抗拉强度 Tensile strength	平均抗拉强度 Average tensile strength	每米长重 Weight per meter
	P	d1 max	b1 min	d2 max	L max	Lc max	h2 max	t/T max	Pt	Q min kN/bf	Q0 kN	q kg/m
	mm	mm	mm	mm	mm	mm	mm	mm	mm			
05B-3	8.000	5.00	3.00	2.31	19.5	20.2	7.10	0.80	5.64	11.1/2523	13.8	0.48
*06B-3	9.525	6.35	5.72	3.28	33.5	34.6	8.20	1.30	10.24	24.9/5659	30.1	1.16
08B-3	12.700	8.51	7.75	4.45	45.1	46.1	11.80	1.60	13.92	47.5/10795	57.8	2.03
10B-3	15.875	10.16	9.65	5.08	52.7	54.1	14.70	1.70	16.59	66.7/15159	84.5	2.77
12B-3	19.050	12.07	11.68	5.72	61.5	63.1	16.00	1.85	19.46	86.7/19705	101.8	3.46
16B-3	25.400	15.88	17.02	8.28	99.8	101.2	21.00	4.15/3.1	31.88	160.0/36364	227.1	8.13
20B-3	31.750	19.05	19.56	10.19	114.2	117.9	26.40	4.50/3.5	36.45	250.0/56818	334.3	10.82
24B-3	38.100	25.40	25.40	14.63	150.1	154.6	33.20	6.00/4.8	48.36	425.0/96591	493.0	20.10
28B-3	44.450	27.94	30.99	15.90	184.2	188.7	36.70	7.50/6.0	59.56	530.0/120454	609.5	24.92
32B-3	50.800	29.21	30.99	17.81	183.2	188.2	42.00	7.00/6.0	58.55	670.0/152273	770.5	31.56
40B-3	63.500	39.37	38.10	22.89	226.8	233.8	52.96	8.50/8.0	72.29	950.0/215909	1092.5	48.10
48B-3	76.200	48.26	45.72	29.24	281.6	289.4	63.80	12.00/10.0	91.21	1500.0/340909	1710.0	75.00
56B-3	88.900	53.98	53.34	34.32	327.8	336.2	77.80	13.50/12.0	106.6	2240.0/545450	2464.0	107.18
64B-3	101.60	63.50	60.96	39.40	369.8	378.3	90.17	15.00/13.0	119.89	3000.0/681820	3300.0	136.00
72B-3	114.30	72.39	68.58	44.48	420.0	429.0	103.60	17.00/15.0	136.27	3750.0/852270	4125.0	180.00

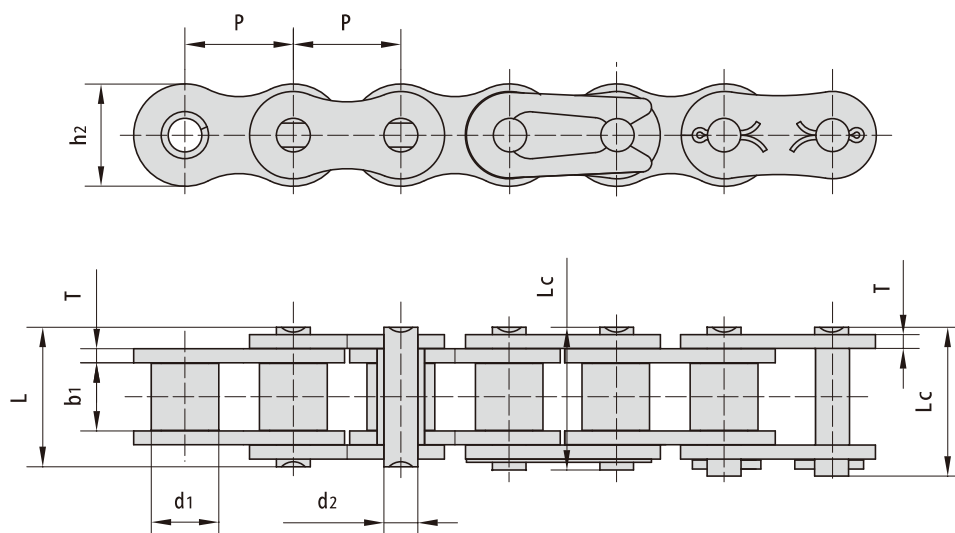
\*直链板

\*Straight side plates



## 重载系列滚子链 Heavy duty series roller chains

单排滚子链/套筒链  
Simplex roller chains & bush chains



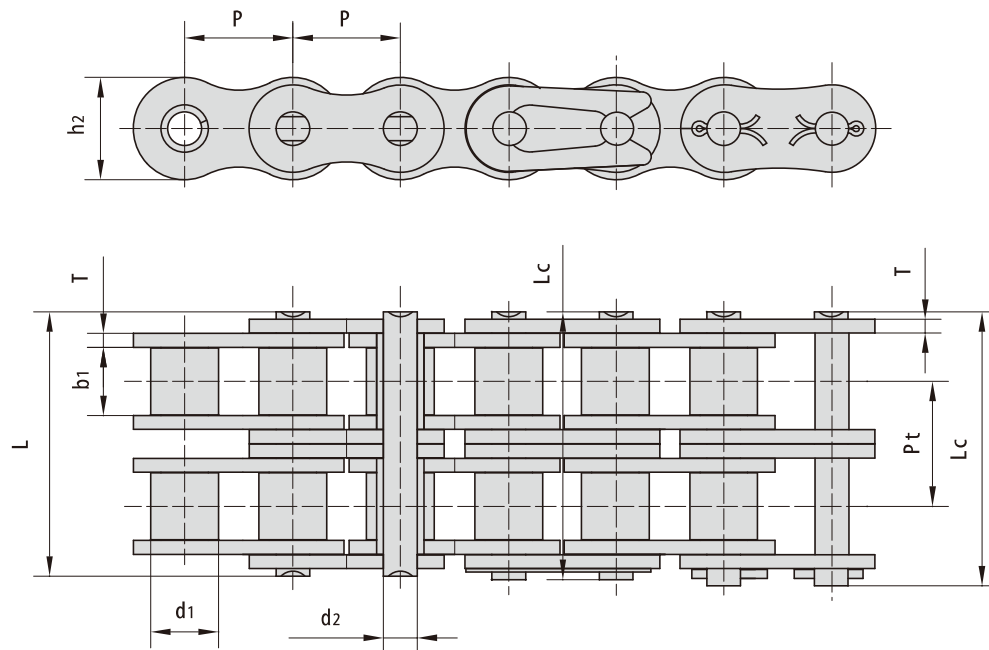
ISO/ANSI 链号 Chain No.	节距 Pitch P	滚子直径 Roller diameter d1	内节内宽 Width between inner plates b1	销轴直径 Pin diameter d2	销轴长度 Pin length L		内链板高度 Inner plate depth h2	链板厚度 Plate thickness T	抗拉强度 Tensile strength Qmin	平均抗拉强度 Average tensile strength Q0	每米长重 Weight per meter q
	P	d1 max	b1 min	d2 max	L max	Lc max	h2 max	T max	Qmin	Q0	q
	mm	mm	mm	mm	mm	mm	mm	mm	kN/bf	kN	kg/m
*35H-1	9.525	5.08	4.77	3.58	13.3	14.3	9.00	1.50	7.9/1795	10.8	0.41
40H-1	12.700	7.95	7.85	3.96	18.8	19.9	12.00	2.03	14.1/3205	19.1	0.82
50H-1	15.875	10.16	9.40	5.08	22.1	23.4	15.09	2.42	22.2/5045	30.2	1.25
60H-1	19.050	11.91	12.57	5.94	29.2	31.0	18.00	3.25	31.8/7227	42.7	1.87
80H-1	25.400	15.88	15.75	7.92	36.2	37.7	24.00	4.00	56.7/12886	71.4	3.10
100H-1	31.750	19.05	18.90	9.53	43.6	46.9	30.00	4.80	88.5/20114	112.4	4.52
120H-1	38.100	22.23	25.22	11.10	53.5	57.5	35.70	5.60	127.0/28864	160.9	6.60
140H-1	44.450	25.40	25.22	12.70	57.6	62.2	41.00	6.40	172.4/39182	217.3	8.30
160H-1	50.800	28.58	31.55	14.27	68.2	73.0	47.80	7.20	226.8/51545	285.8	10.30
180H-1	57.150	35.71	35.48	17.46	75.9	81.6	53.60	8.00	281.0/63863	341.8	14.83
200H-1	63.500	39.68	37.85	19.85	86.6	93.5	60.00	9.50	353.8/80409	444.5	19.16
240H-1	76.200	47.63	47.35	23.81	109.6	115.9	72.30	12.70	510.3/115977	622.5	30.40

\*套筒链：表中滚子直径d1为套筒直径

\*Bush chain d1 in the table indicates the external diameter of the bush

## 重载系列滚子链 Heavy duty series roller chains

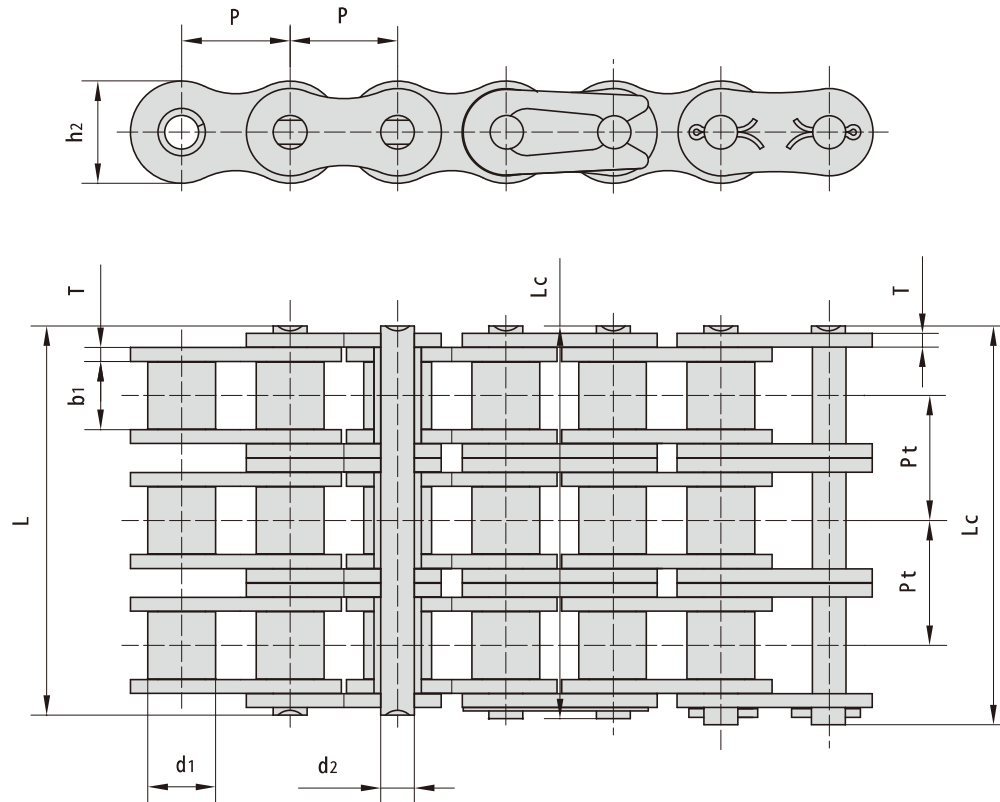
### 双排滚子链 Duplex roller chains



ISO/ANSI 链号 Chain No.	节距 Pitch $P$ mm	滚子直径 Roller diameter $d_1$ mm	内节内宽 Width between inner plates $b_1$ mm	销轴直径 Pin diameter $d_2$ mm	销轴长度 Pin length $L$ mm		内链板高度 Inner plate depth $h_2$ mm	链板厚度 Plate thickness $T$ mm	排距 Transverse pitch $P_t$ mm	抗拉强度 Tensile strength $Q_{min}$ kN/bf	平均抗拉强度 Average tensile strength $Q_0$ kN	每米长重 Weight per meter $q$ kg/m
ISO/ANSI 链号 Chain No.	$P$ mm	$d_1$ mm	$b_1$ mm	$d_2$ mm	$L$ mm	$L_c$ mm	$h_2$ mm	$T$ mm	$P_t$ mm	$Q_{min}$ kN/bf	$Q_0$ kN	$q$ kg/m
60H-2	19.050	11.91	12.57	5.94	55.3	57.1	18.00	3.25	26.11	63.6/14455	84.5	3.71
80H-2	25.400	15.88	15.75	7.92	68.8	70.3	24.00	4.00	32.59	113.4/25773	145.3	6.15
100H-2	31.750	19.05	18.90	9.53	82.7	86.0	30.00	4.80	39.09	177.0/40227	225.9	9.03
120H-2	38.100	22.23	25.22	11.10	102.4	106.4	35.70	5.60	48.87	254.0/57727	322.7	13.13
140H-2	44.450	25.40	25.22	12.70	109.8	114.4	41.00	6.40	52.20	344.8/78364	437.7	16.60
160H-2	50.800	28.58	31.55	14.27	130.1	134.9	47.80	7.20	61.90	453.6/103091	571.6	20.20
180H-2	57.150	35.71	35.48	17.46	146.5	155.6	53.60	8.00	69.16	562.1/27726	680.0	29.20
200H-2	63.500	39.68	37.85	19.85	164.9	171.8	60.00	9.50	78.31	707.6/160818	894.9	38.11
240H-2	76.200	47.63	47.35	23.81	212.6	223.1	72.30	12.70	101.22	1000/227270	1200.0	60.50

## 重载系列滚子链 Heavy duty series roller chains

### 三排滚子链 Triplex roller chains



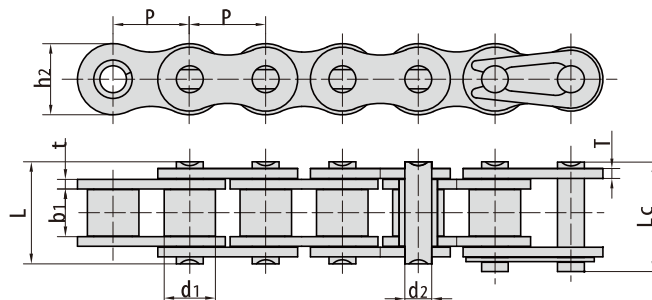
ISO/ANSI 链号 Chain No.	节距 Pitch P	滚子直径 Roller diameter d1 max	内节内宽 Width between inner plates b1 min	销轴直径 Pin diameter d2 max	销轴长度 Pin length L max, Lc max	内链板高度 Inner plate depth h2 max	链板厚度 Plate thickness T max	排距 Transverse pitch Pt	抗拉强度 Tensile strength Q0 min	平均抗拉强度 Average tensile strength Q0	每米长重 Weight per meter q
60H-3	19.050	11.91	12.57	5.94	81.4, 83.2	18.00	3.25	26.11	95.4/21682	113.9	5.54
80H-3	25.400	15.88	15.75	7.92	101.4, 102.9	24.00	4.00	32.59	170.1/38659	203.5	9.42
100H-3	31.750	19.05	18.90	9.53	121.8, 125.1	30.00	4.80	39.09	265.5/60341	314.8	12.96
120H-3	38.100	22.23	25.22	11.10	151.2, 155.2	35.70	5.60	48.87	381.0/86591	444.7	19.64
140H-3	44.450	25.40	25.22	12.70	162.0, 166.6	41.00	6.40	52.20	517.2/117545	598.4	24.90
160H-3	50.800	28.58	31.55	14.27	192.0, 196.8	47.80	7.20	61.90	680.4/154636	787.3	30.10
180H-3	57.150	35.71	35.48	17.46	215.7, 224.8	53.60	8.00	69.16	843/191589	1011.0	44.10
200H-3	63.500	39.68	37.85	19.85	243.2, 250.1	60.00	9.50	78.31	1061.4/241227	1228.2	57.06
240H-3	76.200	47.63	47.35	23.81	313.8, 324.3	72.30	12.70	101.22	1500/340905	1650.0	91.00

# 重载系列滚子链

## Heavy duty series roller chains

### 非标重载系列滚子链

### Non-standard Heavy duty series roller chains



东华链号 Donghua Chain No.	节距 Pitch	滚子直径 Roller diameter	内节内宽 Width between inner plates	销轴直径 Pin diameter	销轴长度 Pin length		内链板高度 Inner plate depth	链板厚度 Plate thickness	抗拉强度 Tensile strength	每米长重 Weight per meter
	P	d1 max	b1 min	d2 max	L max	Lc max	h2 max	t/T	Q min	q
	mm	mm	mm	mm	mm	mm	mm	mm	kN/bf	kg/m
04BH	6.000	4.00	2.80	1.85	8.4	9.4	5.0	0.90	5.00/1136	0.14
*06BH	9.525	6.35	5.72	3.58	14.4	15.4	8.2	1.60	11.25/2557	0.51
#35HF1	9.525	5.08	4.77	3.58	14.6	15.6	9.0	1.80	9.00/2023	0.47
08AHF1	12.700	7.95	10.00	3.96	21.0	22.2	12.0	2.03	13.80/3136	0.88
08BH	12.700	8.51	7.85	4.45	18.8	19.9	11.8	2.03	20.60/4682	0.79
41HF1	12.700	7.77	6.25	3.58	16.7	18.0	9.9	2.03	9.00/2023	0.59
*C40HF3	12.700	7.95	7.85	3.96	18.8	19.9	12.0	2.03	20.00/4496	0.94
*C08BH F8	12.700	8.51	7.85	4.45	19.9	21.0	11.8	2.42/2.03	25.00/5620	1.04
10BH	15.875	10.16	9.65	5.08	20.2	21.6	14.7	1.85	25.00/5681	1.03
10BHF1	15.875	10.16	6.45	5.08	18.0	19.8	14.7	2.10	23.60/5305	1.05
12BH	19.050	12.07	11.68	5.94	25.2	26.8	16.0	2.42	40.00/9091	1.45
12BHF1	19.050	12.07	11.68	6.10	25.0	27.2	16.5	2.50	44.00/10000	1.46
12BHF2	19.050	12.07	13.30	6.10	28.8	30.3	16.5	2.80	35.00/7954	1.72
12BHF3	19.050	12.07	13.50	5.72	28.8	30.3	16.5	2.80	35.00/7954	1.71
12BV	19.050	12.07	11.68	6.10	24.5	26.5	16.0	2.42	36.00/8182	1.43
60HV	19.050	11.91	12.57	5.94	29.2	31.0	18.0	3.25	40.00/9090	2.00
12AHF7	19.050	11.91	9.50	5.94	25.9	27.7	18.0	3.25	49.00/11015	1.78
12AHF101	19.050	11.91	9.40	5.94	26.3	28.1	18.0	3.25	53.00/11914	1.81
12BHF5	19.050	12.07	11.68	6.10	25.2	26.8	17.9	2.42	40.00/8992	1.60
*C12BHF3	19.050	12.07	11.68	5.72	29.3	31.2	20.0	4.0/3.0	31.40/7059	2.38
16BH	25.400	15.88	17.02	8.90	35.7	38.9	24.1	4.00/3.1	80.00/18182	3.11
16BHF3	25.400	15.88	12.70	8.90	31.6	35.0	24.1	4.00/3.1	80.00/18182	2.90
*C20AHF1	31.750	19.05	19.05	10.32	43.6	46.9	30.0	4.80	146.00/32821	5.40
20BH	31.750	19.05	19.56	10.19	47.1	51.0	26.4	6.0/4.8	95.00/21356	4.52
20BHF1	31.750	19.05	19.56	10.19	47.1	51.0	29.2	6.0/4.8	150.00/33720	5.09
24BH	38.100	25.40	25.40	14.63	58.6	63.4	36.2	7.50/6.0	225.00/51136	9.00
24BHF2	38.100	25.40	25.40	14.63	57.8	62.2	37.0	7.20/6.0	225.40/51226	9.06
24BHF5	38.100	25.40	25.40	14.63	64.6	69.1	36.2	9.00/7.5	270.00/61344	10.60
28BH	44.450	27.94	30.99	15.90	69.6	75.0	36.7	8.5/7.2	200.00/44960	9.99
32AHF1	50.800	28.58	31.55	15.00	75.4	80.3	47.8	9.00	222.40/49996	13.36
32BH	50.800	29.21	30.99	17.81	72.0	77.2	42.0	8.00	250.00/56200	11.26
32BHF1	50.800	29.21	31.55	17.81	69.9	74.7	48.2	8.0/7.15	350.00/78680	13.20

\*直链板

\*Straight side plates

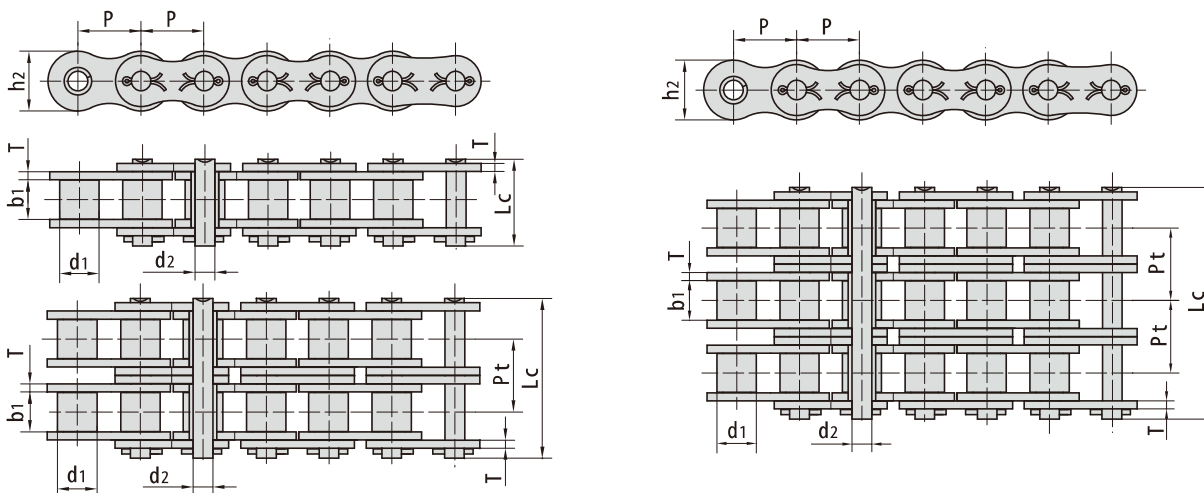
#套筒链：表中滚子直径d1为套筒直径

# Bush chain: d1 in the table indicates the external diameter of the bush



# A系列开口销型短节距精密滚子链

Cottered type short pitch precision roller chains (A series)



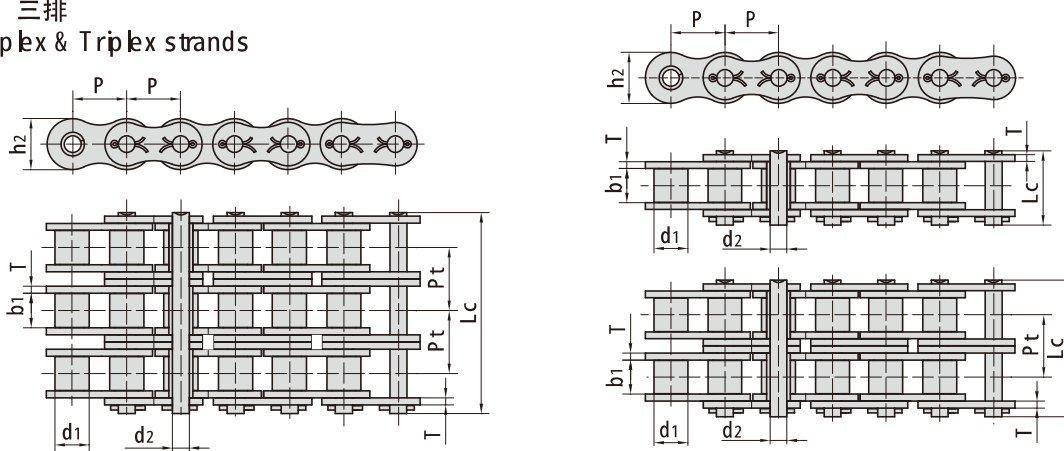
ISO ANSI/ DN 链号	东华 链号	节距 Pitch	滚子直径 Roller diameter	内节内宽 Width between inner plates	销轴直径 Pin diameter	销轴长度 Pin length	内链板高度 Inner plate depth	链板厚度 Plate thickness	排距 Transverse pitch	抗拉强度 Tensile strength	平均抗拉强度 Average tensile strength	每米长重 Weight per meter
ISO ANSI/ DN Chain No.	Donghua Chain No.	P	d1 max	b1 min	d2 max	Lc max	h2 max	T max	Pt	Q min	Q0	q
		mm	mm	mm	mm	mm	mm	mm	mm	kN/bf	kN	kg/m
50-1	10A-1	15.875	10.16	9.40	5.08	23.3	15.09	2.03	-	22.2/5045	29.4	1.02
60-1	12A-1	19.050	11.91	12.57	5.94	28.3	18.00	2.42	-	31.8/7227	41.5	1.50
80-1	16A-1	25.400	15.88	15.75	7.92	36.5	24.00	3.25	-	56.7/12886	69.4	2.60
100-1	20A-1	31.750	19.05	18.90	9.53	44.7	30.00	4.00	-	88.5/20114	109.2	3.91
120-1	24A-1	38.100	22.23	25.22	11.10	54.3	35.70	4.80	-	127.0/28864	156.3	5.62
140-1	28A-1	44.450	25.40	25.22	12.70	59.0	41.00	5.60	-	172.4/39182	212.0	7.50
160-1	32A-1	50.800	28.58	31.55	14.27	69.6	47.80	6.40	-	226.8/51545	278.9	10.10
180-1	36A-1	57.150	35.71	35.48	17.46	78.6	53.60	7.20	-	280.2/63682	341.8	13.45
200-1	40A-1	63.500	39.68	37.85	19.85	87.2	60.00	8.00	-	353.8/80409	431.6	16.15
240-1	48A-1	76.200	47.63	47.35	23.81	103.0	72.39	9.50	-	510.3/115977	622.5	23.20
50-2	10A-2	15.875	10.16	9.40	5.08	41.2	15.09	2.03	18.11	44.4/10091	58.1	2.00
60-2	12A-2	19.050	11.91	12.57	5.94	51.1	18.00	2.42	22.78	63.6/14455	82.1	2.92
80-2	16A-2	25.400	15.88	15.75	7.92	65.8	24.00	3.25	29.29	113.4/25773	141.8	5.15
100-2	20A-2	31.750	19.05	18.90	9.53	80.5	30.00	4.00	35.76	177.0/40227	219.4	7.80
120-2	24A-2	38.100	22.23	25.22	11.10	99.7	35.70	4.80	45.44	254.0/57727	314.9	11.70
140-2	28A-2	44.450	25.40	25.22	12.70	107.9	41.00	5.60	48.87	344.8/78364	427.5	15.14
160-2	32A-2	50.800	28.58	31.55	14.27	128.1	47.80	6.40	58.55	453.6/103091	562.4	20.14
180-2	36A-2	57.150	35.71	35.48	17.46	144.4	53.60	7.20	65.84	560.5/127386	695.0	29.22
200-2	40A-2	63.500	39.68	37.85	19.85	158.8	60.00	8.00	71.55	707.6/160818	877.4	32.24
240-2	48A-2	76.200	47.63	47.35	23.81	190.8	72.39	9.50	87.83	1020.6/231955	1255.3	45.23
50-3	10A-3	15.875	10.16	9.40	5.08	59.3	15.09	2.03	18.11	66.6/15136	77.8	3.09
60-3	12A-3	19.050	11.91	12.57	5.94	73.9	18.00	2.42	22.78	95.4/21682	111.1	4.54
80-3	16A-3	25.400	15.88	15.75	7.92	95.1	24.00	3.25	29.29	170.1/38659	198.4	7.89
100-3	20A-3	31.750	19.05	18.90	9.53	116.3	30.00	4.00	35.76	265.5/60341	309.6	11.77
120-3	24A-3	38.100	22.23	25.22	11.10	145.2	35.70	4.80	45.44	381.0/86591	437.2	17.53
140-3	28A-3	44.450	25.40	25.22	12.70	156.8	41.00	5.60	48.87	517.2/117545	593.3	22.20
160-3	32A-3	50.800	28.58	31.55	14.27	186.6	47.80	6.40	58.55	680.4/154636	780.6	30.02
180-3	36A-3	57.150	35.71	35.48	17.46	210.2	53.60	7.20	65.84	840.7/191068	983.6	38.22
200-3	40A-3	63.500	39.68	37.85	19.85	230.4	60.00	8.00	71.55	1061.4/241227	1217.8	49.03
240-3	48A-3	76.200	47.63	47.35	23.81	278.6	72.39	9.50	87.83	1530.9/347932	1756.5	71.60

# 重载系列开口销型滚子链

## Heavy duty series cottered type roller chains

单排、双排、三排

Simplex, Duplex & Triplex stands



ISO/ANSI 链号 ISO/ANSI Chain No.	节距 Pitch	滚子直径 Roller diameter	内节内宽 Width between inner plates	销轴直径 Pin diameter	销轴长度 Pin length	内链板高度 Inner plate depth	链板厚度 Plate thickness	排距 Transverse pitch	抗拉强度 Tensile strength	平均抗拉强度 Average tensile strength	每米长重 Weight per meter
	P	d <sub>1</sub> max	b <sub>1</sub> min	d <sub>2</sub> max	L <sub>c</sub> max	h <sub>2</sub> max	T max	P <sub>t</sub>	Q <sub>min</sub>	Q <sub>0</sub>	q
	mm	mm	mm	mm	mm	mm	mm	mm	kN/bf	kN	kg/m
50H-1	15.875	10.16	9.40	5.08	24.4	15.09	2.42	-	22.2/5045	30.2	1.25
60H-1	19.050	11.91	12.57	5.94	31.6	18.00	3.25	-	31.8/7227	42.7	1.87
80H-1	25.400	15.88	15.75	7.92	38.9	24.00	4.00	-	56.7/12886	71.4	3.10
100H-1	31.750	19.05	18.90	9.53	46.9	30.00	4.80	-	88.5/20114	112.4	4.52
120H-1	38.100	22.23	25.22	11.10	57.5	35.70	5.60	-	127.0/28864	160.9	6.60
140H-1	44.450	25.40	25.22	12.70	62.2	41.00	6.40	-	172.4/39182	217.3	8.30
160H-1	50.800	28.58	31.55	14.27	73.0	47.80	7.20	-	226.8/51545	285.8	10.30
180H-1	57.150	35.71	35.48	17.46	81.6	53.60	8.00	-	281.0/63863	341.8	14.83
200H-1	63.500	39.68	37.85	19.85	93.5	60.00	9.50	-	353.8/80409	444.5	19.16
240H-1	76.200	47.63	47.35	23.81	115.9	72.30	12.70	-	510.3/115977	622.5	30.40
60H-2	19.050	11.91	12.57	5.94	57.7	18.00	3.25	26.11	63.6/14454	84.5	3.71
80H-2	25.400	15.88	15.75	7.92	72.0	24.00	4.00	32.59	113.4/25773	145.3	6.15
100H-2	31.750	19.05	18.90	9.53	86.0	30.00	4.80	39.09	177.0/40227	225.9	9.03
120H-2	38.100	22.23	25.22	11.10	106.4	35.70	5.60	48.87	254.0/57727	322.7	13.13
140H-2	44.450	25.40	25.22	12.70	114.4	41.00	6.40	52.20	344.8/78364	437.7	16.60
160H-2	50.800	28.58	31.55	14.27	134.9	47.80	7.20	61.90	453.6/103091	571.6	20.20
180H-2	57.150	35.71	35.48	17.46	150.8	53.60	8.00	69.16	562.0/127726	680.0	29.20
200H-2	63.500	39.68	37.85	19.85	171.8	60.00	9.50	78.31	707.6/160818	894.9	38.11
240H-2	76.200	47.63	47.35	23.81	217.3	72.30	12.70	101.22	1000.0/227270	1200.0	60.50
60H-3	19.050	11.91	12.57	5.94	83.8	18.00	3.25	26.11	95.4/21682	113.9	5.54
80H-3	25.400	15.88	15.75	7.92	104.6	24.00	4.00	32.59	170.1/38659	203.5	9.42
100H-3	31.750	19.05	18.90	9.53	125.1	30.00	4.80	39.09	265.5/60341	314.8	12.96
120H-3	38.100	22.23	25.22	11.10	155.2	35.70	5.60	48.87	381.0/86591	444.7	19.64
140H-3	44.450	25.40	25.22	12.70	166.6	41.00	6.40	52.20	517.2/117545	598.4	24.90
160H-3	50.800	28.58	31.55	14.27	196.8	47.80	7.20	61.90	680.4/154636	787.3	30.10
180H-3	57.150	35.71	35.48	17.46	220.0	53.60	8.00	69.16	843.0/191589	1011.0	44.10
200H-3	63.500	39.68	37.85	19.85	250.1	60.00	9.50	78.31	1061.4/241227	1228.2	57.06
240H-3	76.200	47.63	47.35	23.81	318.3	72.30	12.70	101.22	1500.0/340905	1650.0	91.00

## SP系列高强度短节距滚子链

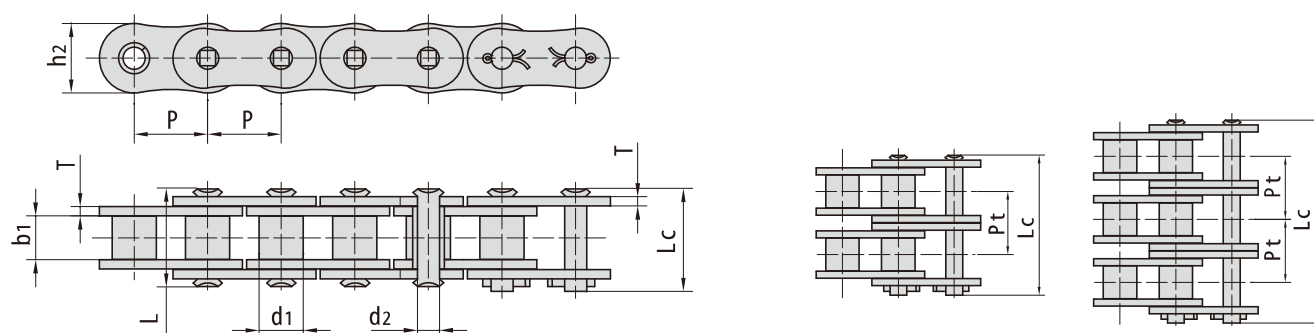
## SP series high strength short pitch roller chains

单排、双排、三排

Simplex, Duplex &amp; Triplex strands

SP系列高强度滚子链通过对结构尺寸、零件材料和热处理加工的整体优化设计，其抗拉强度比A系列标准滚子链增加约28%以上，具备优良的疲劳强度和抗冲击性能。

By adopting integrated optimum design of the structural dimensions, parts material and heat treatment process, the tensile strength of SP series high strength roller chain is 28% more than that of A series standard roller chain. Moreover, it has excellent performances of fatigue strength and impact resistance etc..



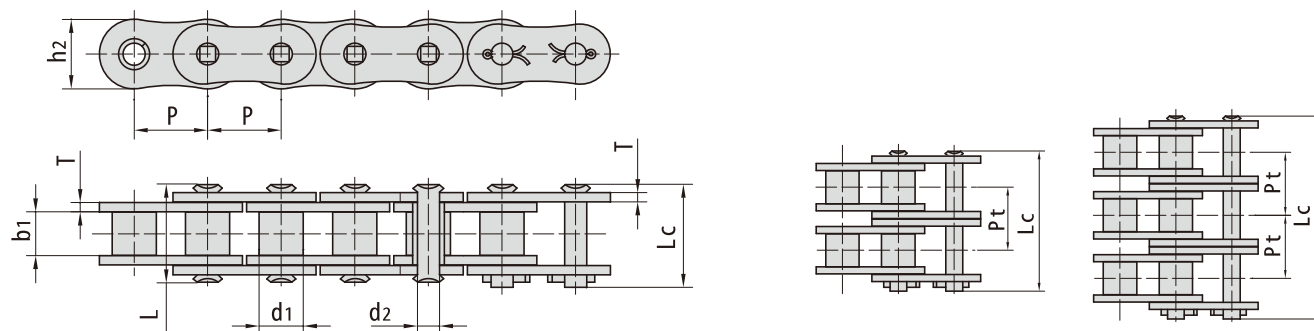
东华链号 Donghua Chain No.	节距 Pitch	滚子直径 Roller diameter	内节内宽 Width between inner plates	销轴直径 Pin diameter	销轴长度 Pin length		内链板高度 Inner plate depth	链板厚度 Plate thickness	排距 Transverse pitch	抗拉强度 Tensile strength	平均抗拉强度 Average tensile strength	每米长重 Weight per meter
	P	d1 max	b1 min	d2 max	L max	Lc max	h2 max	T	Pt	Q <sub>min</sub>	Q <sub>0</sub>	q
	mm	mm	mm	mm	mm	mm	mm	mm	mm	kN/bf	kN	kg/m
80SP-1	25.40	15.88	15.75	7.94	32.7	36.5	24.1	3.2	-	77.5/17434	85.3	2.86
100SP-1	31.75	19.05	18.95	9.54	40.4	44.7	30.1	4.0	-	115.5/25982	127.0	4.21
120SP-1	38.10	22.23	25.22	11.11	50.3	54.3	36.2	4.8	-	165.0/37118	186.0	6.36
140SP-1	44.45	25.40	25.22	12.71	54.4	59.0	42.2	5.6	-	222.7/50098	245.0	8.04
160SP-1	50.80	28.58	31.55	14.29	64.8	69.6	48.2	6.4	-	285.5/64215	314.0	10.80
200SP-1	63.50	39.68	37.85	19.85	80.3	87.2	60.3	8.0	-	445.5/100208	490.0	18.00
80SP-2	25.40	15.88	15.75	7.94	62.7	65.8	24.1	3.2	29.29	155.0/34868	170.6	5.68
100SP-2	31.75	19.05	18.95	9.54	76.4	80.5	30.1	4.0	35.76	231.0/51965	255.0	8.34
120SP-2	38.10	22.23	25.22	11.11	95.8	99.7	36.2	4.8	45.44	339.0/76260	373.0	12.63
140SP-2	44.45	25.40	25.22	12.71	103.3	107.9	42.2	5.6	48.87	445.5/100218	490.0	15.92
160SP-2	50.80	28.58	31.55	14.29	123.3	128.1	48.2	6.4	58.55	571.0/128430	628.0	21.43
200SP-2	63.50	39.68	37.85	19.85	151.9	158.8	60.3	8.0	71.55	892.0/200621	981.0	35.00
80SP-3	25.40	15.88	15.75	7.94	91.7	95.1	24.1	3.2	29.29	232.5/52302	255.9	8.18
100SP-3	31.75	19.05	18.95	9.54	112.2	116.3	30.1	4.0	35.76	347.3/78128	382.0	12.47
120SP-3	38.10	22.23	25.22	11.11	141.4	145.2	36.2	4.8	45.44	508.0/114278	559.0	18.90
140SP-3	44.45	25.40	25.22	12.71	152.2	156.8	42.2	5.6	48.87	668.0/150271	735.0	23.84
160SP-3	50.80	28.58	31.55	14.29	181.8	186.6	48.2	6.4	58.55	855.5/192441	941.0	32.10
200SP-3	63.50	39.68	37.85	19.85	223.5	230.4	60.3	8.0	71.55	1336.4/300633	1470.0	52.50

## SP系列高强度短节距滚子链

SP series high strength short pitch roller chains

单排、双排、三排

Simplex, Duplex & Triplex strands



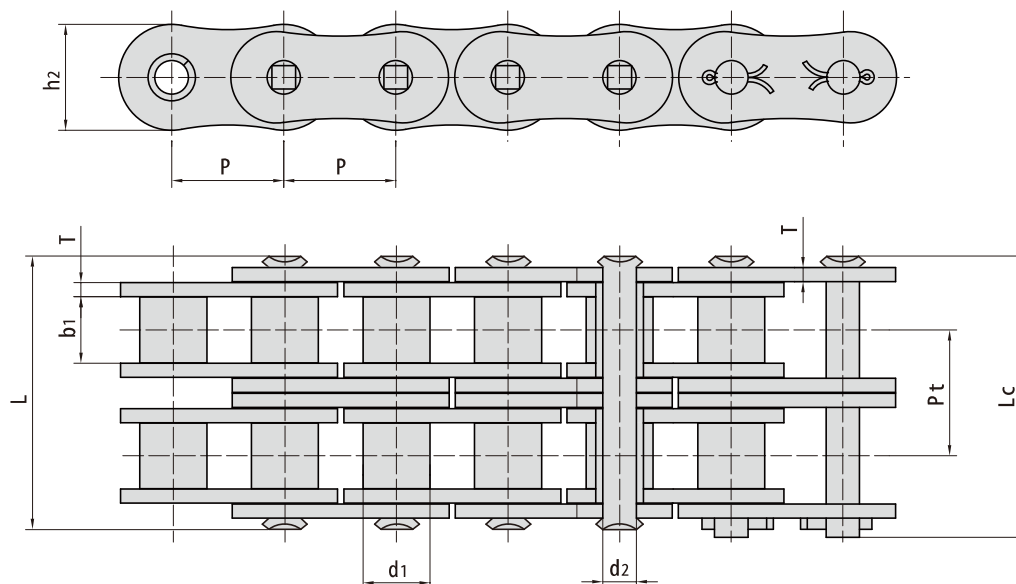
东华链号 Donghua Chain No.	节距 Pitch	滚子直径 Roller diameter	内节内宽 Width between inner plates	销轴直径 Pin diameter	销轴长度 Pin length		内链板高度 Inner plate depth	链板厚度 Plate thickness	排距 Transverse pitch	抗拉强度 Tensile strength	平均抗拉强度 Average tensile strength	每米长重 Weight per meter
	P	d1 max	b1 min	d2 max	L max	Lc max	h2 max	T	Pt	Q min	Q0	q
	mm	mm	mm	mm	mm	mm	mm	mm	mm	kN/bf	kN	kg/m
80HSP-1	25.40	15.88	15.75	7.94	36.2	38.9	24.1	4.0	-	89.2/20066	98.1	3.36
100HSP-1	31.75	19.05	18.95	9.54	43.6	46.9	30.1	4.8	-	131.8/29649	145.0	4.90
120HSP-1	38.10	22.23	22.22	11.11	53.5	57.5	36.2	5.6	-	176.0/39592	196.0	7.12
140HSP-1	44.45	25.40	25.22	12.71	57.6	62.2	42.2	6.4	-	231.9/52149	255.0	8.88
160HSP-1	50.80	28.58	31.55	14.29	68.2	73.0	48.2	7.2	-	294.5/6260	324.0	11.72
200HSP-1	63.50	39.68	37.85	19.85	86.6	93.5	60.3	9.5	-	543.6/122295	598.0	19.80
80HSP-2	25.40	15.88	15.75	7.94	68.8	72.0	24.1	4.0	32.59	178.4/40132	196.2	6.65
100HSP-2	31.75	19.05	18.95	9.54	82.7	86.0	30.1	4.8	39.09	263.6/59299	290.0	9.71
120HSP-2	38.10	22.23	25.22	11.11	102.4	106.4	36.2	5.6	48.87	356.4/80175	392.0	14.12
140HSP-2	44.45	25.40	25.22	12.71	109.8	114.4	42.2	6.4	52.20	463.6/104300	510.0	17.38
160HSP-2	50.80	28.58	31.55	14.29	130.1	134.9	48.2	7.2	61.90	588.0/132275	647.0	23.00
200HSP-2	63.50	39.68	37.85	19.85	164.9	171.8	60.3	9.5	78.31	1091.0/245429	1200.0	38.50
80HSP-3	25.40	15.88	15.75	7.94	101.4	104.6	24.1	4.0	32.59	267.6/60200	294.3	9.95
100HSP-3	31.75	19.05	18.95	9.54	121.8	125.1	30.1	4.8	39.09	395.4/88948	435.0	14.53
120HSP-3	38.10	22.23	25.22	11.11	151.2	155.2	36.2	5.6	48.87	534.5/120250	588.0	21.12
140HSP-3	44.45	25.40	25.22	12.71	162.0	166.6	42.2	6.4	52.20	695.5/156448	765.0	25.88
160HSP-3	50.80	28.58	31.55	14.29	192.0	196.8	48.2	7.2	61.90	882.7/198576	971.0	34.22
200HSP-3	63.50	39.68	37.85	19.85	243.2	250.1	60.3	9.5	78.31	1627.3/366073	1790.0	57.29



## SP系列高强度短节距滚子链

### SP series high strength short pitch roller chains

双排滚子链  
Duplex roller chains



东华链号 Donghua Chain No.	节距 Pitch	滚子直径 Roller diameter	内节内宽 Width between inner plates	销轴直径 Pin diameter	销轴长度 Pin length		内链板高度 Inner plate depth	链板厚度 Plate thickness	排距 Transverse pitch	抗拉强度 Tensile strength	平均抗拉强度 Average tensile strength	每米长重 Weight per meter
	P	$d_1$ max	$b_1$ min	$d_2$ max	L max	$L_c$ max	$h_2$ max	T	$P_t$	$Q_{min}$	$Q_0$	q
	mm	mm	mm	mm	mm	mm	mm	mm	mm	kN/bf	kN	kg/m
80SPE-2	25.40	15.88	15.75	7.94	62.7	65.8	24.1	3.2	29.29	155.0/34868	170.6	5.68
100SPE-2	31.75	19.05	18.95	9.54	76.4	80.5	30.1	4.0	35.76	231.0/51965	255.0	8.34
120SPE-2	38.10	22.23	25.22	11.11	95.8	99.7	36.2	4.8	45.44	339.0/76260	373.0	12.63
140SPE-2	44.45	25.40	25.22	12.71	103.3	107.9	42.2	5.6	48.87	445.5/100218	490.0	15.92
160SPE-2	50.80	28.58	31.55	14.29	123.3	128.1	48.2	6.4	58.55	571.0/128430	628.0	21.43
200SPE-2	63.50	39.68	37.85	19.85	151.9	158.8	60.3	8.0	71.55	892.0/200621	981.0	35.00
80HSPE-2	25.40	15.88	15.75	7.94	68.8	72.0	24.1	4.0	32.59	178.4/40132	196.2	6.65
100HSPE-2	31.75	19.05	18.95	9.54	82.7	86.0	30.1	4.8	39.09	263.6/59299	290.0	9.71
120HSPE-2	38.10	22.23	25.22	11.11	102.4	106.4	36.2	5.6	48.87	356.4/80175	392.0	14.12
140HSPE-2	44.45	25.40	25.22	12.71	109.8	114.4	42.2	6.4	52.20	463.6/104300	510.0	17.38
160HSPE-2	50.80	28.58	31.55	14.29	130.1	134.9	48.2	7.2	61.90	588.0/132275	647.0	23.00
200HSPE-2	63.50	39.68	37.85	19.85	164.9	171.8	60.3	9.5	78.31	1091.0/245429	1200.0	38.50

注：中链板为外链板装配。  
Note: central plates are press fit assembly.

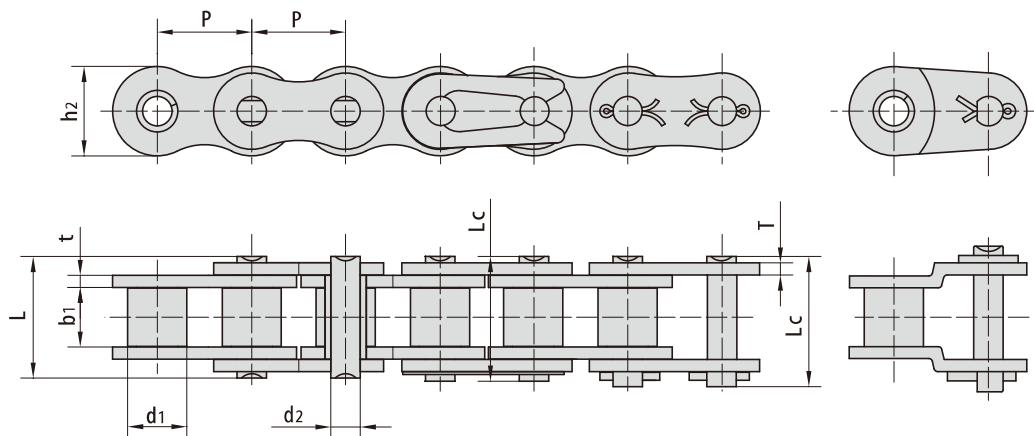
## SH系列高强度短节距重载滚子链

## SH series high strength heavy duty short pitch roller chains

SH系列滚子链通过销轴整体淬硬其抗拉强度比A系列标准滚子链增加约25%~35%

并能提供较高的抗振动负载，参数尺寸与重载系列滚子链相同。

SH series roller chains have a greater tensile strength (about an additional 25%~35%) over ANSI standard roller chains by using through hardened pins, these chains also provide a greater shock load resistance. The dimensions of the chain are identical to ANSI heavy series standard roller chains.



东华链号 Donghua Chain No.	节距 Pitch	滚子直径 Roller diameter	内节内宽 Width between inner plates	销轴直径 Pin diameter	销轴长度 Pin length		内链板高度 Inner plate depth	链板厚度 Plate thickness	抗拉强度 Tensile strength	平均抗拉强度 Average tensile strength	每米长重 Weight per meter
	P	d <sub>1 max</sub>	b <sub>1 min</sub>	d <sub>2 max</sub>	L <sub>max</sub>	L <sub>c max</sub>	h <sub>2 max</sub>	t/T	Q <sub>min</sub>	Q <sub>0</sub>	q
	mm	mm	mm	mm	mm	mm	mm	mm	kN/bf	kN	kg/m
*25SH	6.350	3.30	3.18	2.31	9.0	-	6.00	1.04	5.09/1157	5.6	0.11
*35SH	9.525	5.08	4.77	3.58	13.3	14.3	9.00	1.50	11.00/2500	13.6	0.41
40SH	12.700	7.95	7.85	3.96	18.8	19.9	12.00	2.03	22.40/5091	24.8	0.82
50SH	15.875	10.16	9.40	5.08	22.1	23.4	15.09	2.42	30.40/6909	36.2	1.25
60SH	19.050	11.91	12.57	5.94	29.2	31.6	18.00	3.25	44.10/10023	50.4	1.87
#5H63	19.050	14.29	9.55	7.30	27.9	-	19.60	4.15/3.25	65.70/14932	73.0	2.62
60SHF1	19.050	11.91	9.50	5.94	25.4	27.6	18.00	3.25	44.10/9914	48.5	1.77
#C60SHF2	19.050	12.70	11.10	7.11	29.3	-	18.90	4.0/3.25	61.80/13893	68.0	2.47
#C70SH	22.225	15.60	14.30	7.94	36.6	-	22.60	4.8/4.0	88.25/20056	98.0	3.75
#C70SHF1	22.225	15.60	14.30	7.93	35.8	-	23.50	4.8/4.0	81.40/18299	89.5	3.76
80SH	25.400	15.88	15.75	7.92	36.2	37.7	24.00	4.00	88.20/20045	93.0	3.10
95S	28.575	21.30	17.46	11.10	46.8	-	30.60	6.4/5.6	142.10/35635	156.8	7.95
100SH	31.750	19.05	18.90	9.53	43.6	46.9	30.00	4.80	116.60/26500	129.1	4.52
120SH	38.100	22.23	25.22	11.10	53.5	57.5	35.70	5.60	158.20/35954	175.3	6.60
140SH	44.450	25.40	25.22	12.70	57.6	62.2	41.00	6.40	206.00/46818	266.5	8.30
160SH	50.800	28.58	31.55	14.27	68.2	73.0	47.80	7.20	274.00/62273	293.0	10.30
180SH	57.150	35.71	35.48	17.46	75.9	81.6	53.60	8.00	337.20/75803	370.9	14.83
200SH	63.500	39.68	37.85	19.85	86.6	93.5	60.00	9.50	506.10/115023	562.3	19.16
240SH	76.200	47.63	47.35	23.81	109.6	115.9	72.30	12.70	650.00/146120	715.0	30.40

\*套筒链：表中滚子直径d<sub>1</sub>为套筒直径

\*Bush chain: d<sub>1</sub> in the table indicates the external diameter of the bush.

#直链板

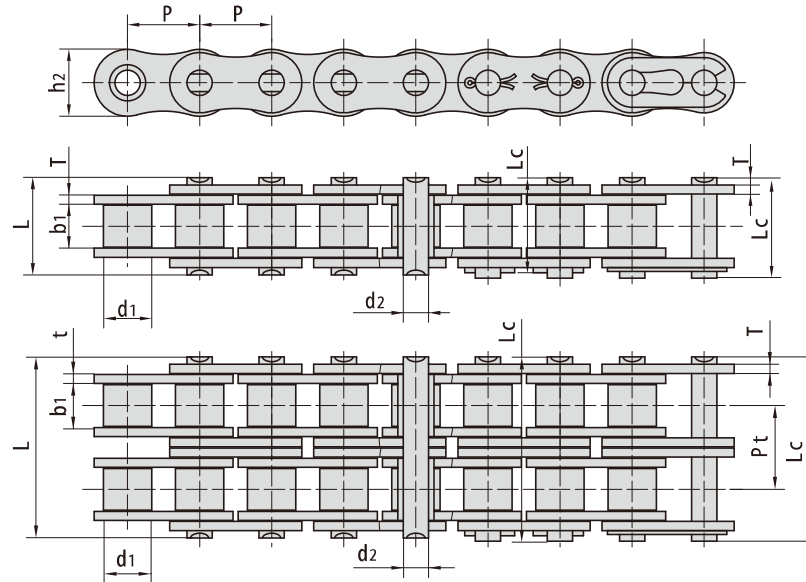
#Straight side plates

## X3高性能滚子链

### X3 series high performance roller chains

DonghuaX<sup>3</sup>®系列高性能链条通过产品优化设计、采用先进制造工艺，并进行严格的质量控制。链条疲劳强度比ISO 606标准规定的同规格链条的疲劳强度提升60%以上，并提高了链条耐磨损性能。

DonghuaX<sup>3</sup>® series high performance roller chains are based on optimized design, advanced technology and excellent quality control, fatigue strength is 60 percent more than ISO 606 standard roller chain of the same specification, and the wear resistant is increased.

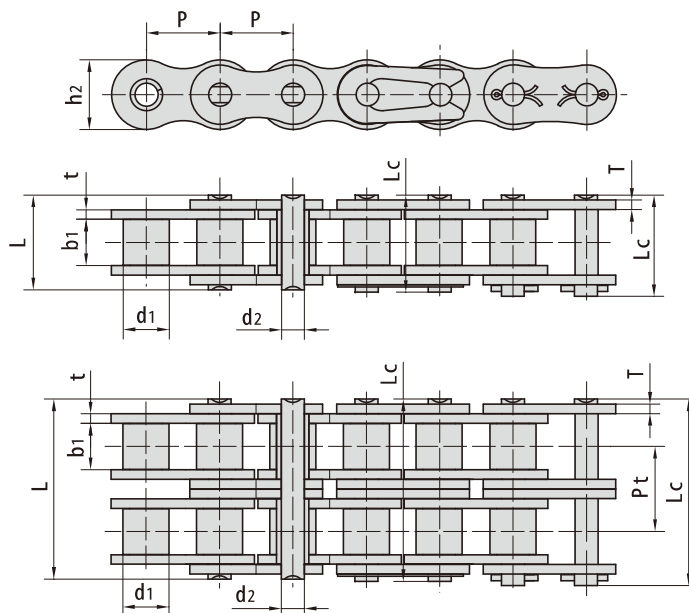


东华链号 Donghua Chain No.	节距 Pitch	滚子直径 Roller diameter	内节内宽 Width between inner plates	销轴直径 Pin diameter	销轴长度 Pin length		内链板高度 Inner plate depth	链板厚度 Plate thickness	排距 Transverse pitch	抗拉强度 Tensile strength	平均抗拉强度 Average tensile strength	每米长重 Weight per meter
	P	d <sub>1</sub> max	b <sub>1</sub> min	d <sub>2</sub> max	L max	L <sub>c</sub> max	h <sub>2</sub> max	t/T	Pt	Q <sub>min</sub>	Q <sub>0</sub>	q
	mm	mm	mm	mm	mm	mm	mm	mm	mm	kN/bf	kN	kg/m
*06B X3-1	9.525	6.35	5.72	3.28	13.15	14.10	8.20	1.30	-	10.0/2248	11.00	0.43
08B X3-1	12.700	8.51	7.75	4.45	16.70	18.20	11.80	1.60	-	21.0/4721	23.10	0.74
10B X3-1	15.875	10.16	9.65	5.08	19.50	20.90	14.70	1.70	-	28.5/6407	31.35	1.00
12B X3-1	19.050	12.07	11.68	5.72	22.50	24.20	16.00	1.85	-	33.0/7418	36.30	1.23
16B X3-1	25.400	15.88	17.02	8.28	36.10	37.40	21.00	4.15/3.1	-	70.0/15736	77.00	2.90
20B X3-1	31.750	19.05	19.56	10.19	41.30	45.00	26.50	4.5/3.5	-	106.7/23986	117.37	3.96
24B X3-1	38.100	25.40	25.40	14.63	53.40	57.80	33.20	6.0/4.8	-	176.0/39565	193.60	7.60
28B X3-1	44.450	27.94	30.99	15.90	65.10	69.50	36.70	7.5/6.0	-	230.0/51704	253.00	9.10
32B X3-1	50.800	29.21	30.99	17.81	66.00	71.00	42.00	7.0/6.0	-	280.0/62944	308.00	10.97
06B X3-2	9.525	6.35	5.72	3.28	23.40	24.40	8.20	1.30	10.24	18.5/4159	20.35	0.82
08B X3-2	12.700	8.51	7.75	4.45	31.00	32.20	11.80	1.60	13.92	36.0/8093	39.60	1.43
10B X3-2	15.875	10.16	9.65	5.08	36.10	37.50	14.70	1.70	16.59	55.6/12499	61.16	1.97
12B X3-2	19.050	12.07	11.68	5.72	42.00	43.60	16.00	1.85	19.46	63.5/14275	69.85	2.47
16B X3-2	25.400	15.88	17.02	8.28	68.00	69.30	21.00	4.15/3.1	31.88	121.9/27403	134.09	5.80
20B X3-2	31.750	19.05	19.56	10.19	7.80	81.50	26.50	4.5/3.5	36.45	211.2/47478	232.32	7.70
24B X3-2	38.100	25.40	25.40	14.63	101.70	106.20	33.20	6.0/4.8	48.36	308.0/69238	338.80	14.34
28B X3-2	44.450	27.94	30.99	15.90	124.60	129.10	36.70	7.5/6.0	59.56	414.0/93067	455.40	17.76
32B X3-2	50.800	29.21	30.99	17.81	124.60	129.60	42.00	7.0/6.0	58.55	504.0/113299	554.40	22.47

\*直链板  
\*Straight side plates

# 其它滚子链

## Other roller chains



东华链号 Donghua Chain No.	节距 Pitch	滚子直径 Roller diameter	内节内宽 Width between inner plates	销轴直径 Pin diameter	销轴长度 Pin length		内链板高度 Inner plate depth	链板厚度 Plate thickness	排距 Transverse pitch	抗拉强度 Tensile strength	平均抗拉强度 Average tensile strength	每米长重 Weight per meter
	P	d <sub>1</sub> max	b <sub>1</sub> min	d <sub>2</sub> max	L max	L <sub>c</sub> max	h <sub>2</sub> max	t/T max	P <sub>t</sub>	Q <sub>min</sub> kN/bf	Q <sub>0</sub> kN	q kg/m
	mm	mm	mm	mm	mm	mm	mm	mm	mm			
*06CF40	9.525	5.08	9.80	3.58	17.8	18.60	9.00	1.30	-	7.9/1776	8.69	0.45
205	12.700	8.51	6.40	4.45	15.2	16.30	11.80	1.6/1.3	-	18.00/4049	19.00	0.85
423	12.700	8.51	6.40	4.45	15.6	17.10	12.40	1.70	-	19.60/4455	21.90	0.71
478	12.700	7.80	4.80	4.00	11.6	13.65	10.46	1.25	-	9.80/2227	12.80	0.39
170GSX	12.700	7.75	6.45	3.96	14.8	16.40	11.50	1.6/1.4	-	17.15/3860	18.50	0.62
415F19	12.700	7.77	4.76	3.60	11.0	12.40	9.70	1.00	-	6.86/1559	7.60	0.32
415H	12.700	7.77	4.76	3.96	13.1	14.50	12.00	1.50	-	14.40/3273	16.10	0.55
423F2	12.700	8.51	6.40	4.45	15.6	17.10	11.80	1.60	-	18.2/4091	20.02	0.67
10AF50	15.875	14.20	19.40	5.08	30.9	32.60	13.00	2.03	-	16.40/3726	18.00	2.14
515	19.050	12.07	13.50	5.72	28.6	31.30	16.20	3.00	-	30.00/6748	33.00	1.83
12AF86-2	19.050	11.91	12.57	5.94	47.0	49.60	18.00	2.42	20.90	62.30/14158	68.53	3.58
#C 60F40	19.050	11.91	12.57	5.94	25.9	27.70	18.00	2.42	-	31.8/7149	34.98	1.79
630F1	19.050	11.91	9.40	5.94	26.3	-	18.00	3.25	-	35.3/7935	38.83	1.82
12AF105	19.050	11.91	6.35	5.94	19.5	21.20	18.00	2.42	-	31.8/7149	34.98	1.31
12AF63-2	19.050	11.91	12.70	5.94	51.6	53.40	18.00	2.42	25.50	63.6/14297	69.96	3.26
#C 12AF128-3	19.050	15.00	12.57	5.94	71.5	73.30	18.20	2.42	22.78	95.4/21446	104.94	5.44
16AF52	25.400	15.88	78.00	7.92	95.6	99.10	24.00	3.25	-	56.70/12882	62.00	6.46
16AF62	25.400	15.88	47.00	7.92	64.3	67.08	24.00	3.25	-	56.70/12882	62.00	4.29

\*套筒链：表中滚子直径d1为套筒直径

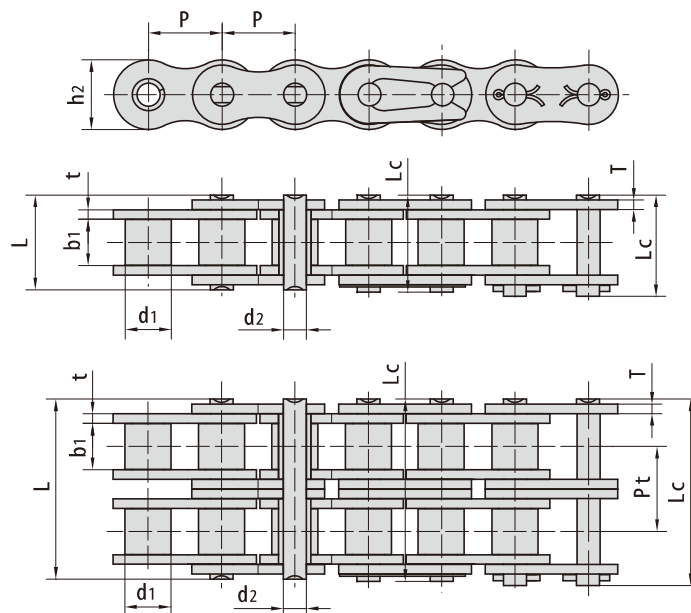
\*Bush chain: d1 in the table indicates the external diameter of the bush.

#直链板

#Straight side plates

# 其它滚子链

## Other roller chains



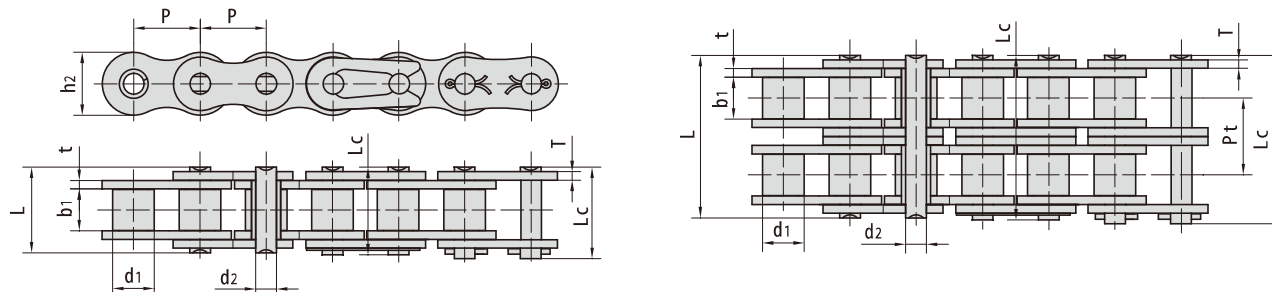
东华链号 Donghua Chain No.	节距 Pitch	滚子直径 Roller diameter	内节内宽 Width between inner plates	销轴直径 Pin diameter	销轴长度 Pin length		内链板高度 Inner plate depth	链板厚度 Plate thickness	排距 Transverse pitch	抗拉强度 Tensile strength	平均抗拉强度 Average tensile strength	每米长重 Weight per meter
	P	d1 max	b1 min	d2 max	L max	Lc max	h2 max	t/T max	Pt	Q min kN/bf	Q0 kN	q kg/m
	mm	mm	mm	mm	mm	mm	mm	mm	mm			
16AF93	25.400	15.88	12.70	7.92	25.0	28.5	20.50	2.03	-	28.00/63616	30.80	1.74
16AF94	25.400	15.88	33.50	7.92	50.5	52.0	24.00	3.25	-	55.60/12636	61.16	3.77
#C 16AF112	25.400	18.25	15.90	9.54	45.4	-	24.50	6.00	-	116.2/26122	122.00	5.40
20AF22	31.750	19.05	18.90	9.53	-	44.7	30.00	4.00	-	50.00/11360	55.00	3.97
20AF26	31.750	19.05	30.80	9.53	64.0	64.0	30.00	4.00	-	86.70/19704	95.37	5.03
20AF31-5	31.750	19.05	18.90	9.53	183.6	187.9	30.10	4.00	35.76	550.00/124998	605.00	20.20
24AF5-4	38.100	22.23	19.05	11.10	161.3	165.3	35.70	4.80	39.16	498.2/113225	548.02	21.88
24AF18-2	38.100	22.23	25.20	11.10	97.3	101.2	35.70	4.80	45.44	249.1/56612	274.01	12.00
24AF19	38.100	22.23	25.22	11.10	50.3	-	35.70	4.80	-	95.0/21590	104.50	5.71
24AF20-2	38.100	22.23	25.22	11.10	105.4	109.2	35.70	4.80	45.44	254.0/57099	279.40	12.56
28AF1-2	44.450	25.40	25.22	12.70	103.3	112.2	41.00	5.60	48.87	338.1/76816	371.90	15.06
32AF2	50.800	32.00	31.75	17.00	64.8	69.6	48.00	6.40	-	200.0/45454	222.50	11.61
32AF9	50.800	28.58	41.55	14.27	86.0	86.0	47.80	6.4/8.8	-	222.4/50544	244.64	11.55
32AF33	50.800	28.58	89.75	14.27	123.3	128.1	47.80	6.40	-	222.4/50544	244.64	16.01
#C 32AF36	50.800	28.58	46.77	14.29	63.8	63.8	44.45	6.40	-	200.0/45454	220.00	14.85
32AF42	50.800	32.00	31.75	17.00	68.0	72.8	48.00	7.20	-	200.0/44960	220.00	12.55
32AT	50.800	28.58	15.88	14.27	36.2	40.8	47.80	3.25	-	111.2/25272	123.60	5.21
36AF2	57.150	33.34	35.48	17.46	72.8	78.6	53.60	7.20	-	280.20/63681	308.22	13.17

#直链板  
#Straight side plates



# 其它滚子链

## Other roller chains



东华链号 Donghua Chain No.	节距 Pitch	滚子直径 Roller diameter	内节内宽 Width between inner plates	销轴直径 Pin diameter	销轴长度 Pin length		内链板高度 Inner plate depth	链板厚度 Plate thickness	排距 Transverse pitch	抗拉强度 Tensile strength	平均抗拉强度 Average tensile strength	每米长重 Weight per meter
	P	d1 max	b1 min	d2 max	L max	Lc max	h2 max	t/T max	Pt	Q min	Q0	q
	mm	mm	mm	mm	mm	mm	mm	mm	mm	kN/bf	kN	kg/m
#06BF30-2	9.525	6.35	5.40	3.28	23.7	-	9.60	1.60	10.24	16.5/3748	18.15	1.05
A06B-2	9.525	6.35	5.72	3.28	23.4	24.40	8.20	1.30	10.24	16.9/3841	18.70	0.75
08BF	12.700	8.51	5.55	4.45	14.6	16.10	11.80	1.60	-	17.8/4045	19.20	0.66
415B	12.700	7.75	4.88	4.09	12.9	14.40	10.30	1.30	-	12.0/2727	14.20	0.45
415BF1	12.700	7.75	4.88	4.09	11.5	13.00	10.30	1.00	-	9.0/2045	10.60	0.38
415BF3	12.700	7.75	4.80	4.09	11.6	13.65	10.30	1.20	-	9.8/2227	10.70	0.43
415BF5	12.700	7.75	5.10	4.09	14.4	16.00	9.90	1.8/1.6	-	16.0/3600	16.50	0.46
415BF7	12.700	7.75	4.88	3.58	13.8	15.00	10.30	1.30	-	6.0/1363	10.70	0.40
#C08BF77	12.700	8.51	21.67	4.45	31.0	32.2	11.80	1.60	-	18.0/4046	19.00	1.28
10BF19	15.875	10.16	6.45	5.08	16.4	18.20	14.70	1.70	-	22.0/5000	24.20	0.89
10BF20	15.875	10.16	6.45	5.08	16.4	18.20	14.70	1.70	-	23.6/5363	25.96	0.86
10BF68	15.875	10.16	9.65	5.08	18.5	19.90	14.70	1.7/1.5	-	22.4/5090	24.64	0.93
#C10BF56-2	15.875	10.16	9.65	5.08	35.8	37.20	13.90	1.70	16.59	44.5/10113	48.95	1.70
10BF88	15.875	10.16	6.48	5.08	16.4	17.8	14.70	1.70	-	22.4/5036	24.64	0.84
#C10BF87-2	15.875	10.16	9.65	5.08	36.1	37.5	18.00	1.70	16.59	44.5/10004	48.95	2.29
12BF12	19.050	12.07	11.68	5.72	25.8	27.8	20.00	2.60	-	37.0/8318	40.70	1.90
12BF14	19.050	12.07	30.56	5.72	42.0	43.6	16.00	1.85	-	29.0/6591	32.20	2.13
12BF55-2	19.050	12.07	11.68	5.72	43.2	44.8	16.00	2.42	19.46	57.8/13136	63.58	2.51
12BF58	19.050	12.70	31.40	5.72	43.5	46.2	16.00	2.03	-	29.0/6591	32.20	2.36
12BF99	19.050	12.07	11.68	5.72	22.5	-	16.00	1.85	-	29.0/6519	31.90	1.21
14BF1	22.225	14.30	14.60	9.00	36.3	38.0	23.50	4.80/4.0	-	75.0/16871	82.50	3.59
16BF1	25.400	15.88	12.20	8.28	31.4	32.7	21.00	4.15/3.1	-	60.0/13636	71.40	2.51
*16B-BF1	25.400	11.71	17.02	8.28	36.1	39.1	21.00	3.10	-	60.0/13636	66.00	2.33
16BF2	25.400	15.88	17.02	8.28	38.6	39.8	21.00	4.15	-	60.0/13636	71.40	3.08
16BF5	25.400	15.88	12.70	8.28	30.8	32.1	20.00	3.50/3.0	-	50.0/11364	57.50	2.37
16BF33	25.400	15.88	12.70	8.28	32.2	35.1	21.00	3.10	-	60.0/13636	66.00	2.54
#C16BF84-2	25.400	15.88	17.02	7.92	68.0	69.4	21.00	4.15/3.1	31.88	106.0/23829	116.60	5.84
16BF92	25.400	15.88	17.02	8.28	36.1	39.1	21.00	4.15/3.1	-	60.0/13636	66.00	2.76
16BF137	25.400	16.80	17.02	8.28	36.1	37.4	21.00	4.15/3.1	-	60.0/13488	66.00	2.88
20BF14	31.750	19.05	19.56	10.19	45.6	49.3	26.40	5.60/4.5	-	105.0/23856	115.50	4.57
20BF19	31.750	30.00	19.56	10.19	41.3	-	26.40	4.50/3.5	-	95.0/21590	104.50	5.86

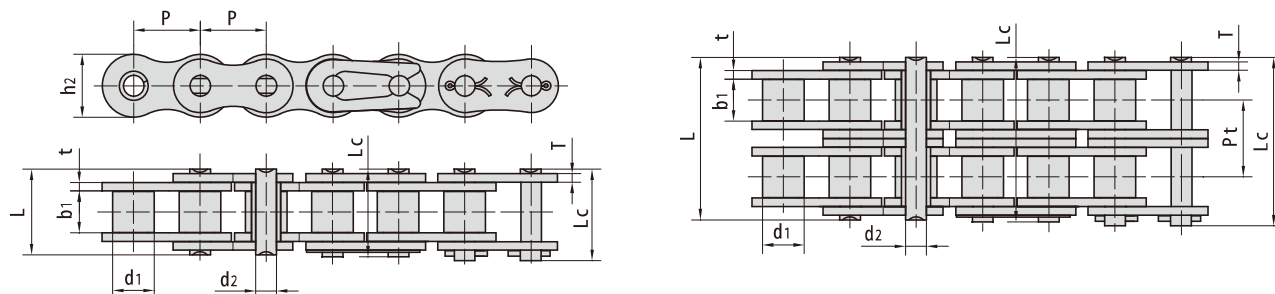
\*套筒链：表中滚子直径d1为套筒直径

\*Bush chain: d1 in the table indicates the external diameter of the bush.

#直链板

#Straight side plates

## 其它滚子链 Other roller chains



东华链号 Donghua Chain No.	节距 Pitch	滚子直径 Roller diameter	内节内宽 Width between inner plates	销轴直径 Pin diameter	销轴长度 Pin length		内链板高度 Inner plate depth	链板厚度 Plate thickness	排距 Transverse pitch	抗拉强度 Tensile strength	平均抗拉强度 Average tensile strength	每米长重 Weight per meter
	P	d1 max	b1 min	d2 max	L max	Lc max	h2 max	t/T max	Pt	Q min	Q <sub>0</sub>	q
	mm	mm	mm	mm	mm	mm	mm	mm	mm	kN/bf	kN	kg/m
20BF40	31.750	19.05	19.56	10.19	—	45.0	26.40	4.5/3.5	—	73.0/16410	80.30	3.87
20BF48	31.750	19.05	19.56	10.05	42.1	—	26.40	4.5/3.5	—	95.0/21356	104.50	3.95
20BF55	31.750	19.05	19.56	10.19	41.3	—	26.40	4.5/3.5	—	95.0/21356	104.50	3.91
#C 24BF6	38.100	25.40	22.00	12.00	40.0	43.5	35.00	3.00	—	95.0/21590	104.50	5.23
*24BF7	38.100	18.42	25.40	14.63	53.4	57.8	33.20	6.00/4.8	—	170.0/38635	187.00	5.80
24BF9	38.100	25.40	25.40	14.63	58.1	62.5	33.20	7.0/6.0	—	180.0/40908	198.00	7.98
24BF14	38.100	25.40	25.40	14.63	55.8	60.5	33.20	6/4.8	—	160.0/36363	176.00	7.14
#C 24BF18	38.100	25.40	25.40	14.63	53.4	57.8	33.00	6.00/4.8	—	160.0/36363	176.00	7.49
#C 24BF19	38.100	25.40	25.40	14.63	53.4	57.8	35.80	6.00/4.8	—	160.0/36363	176.00	8.05
24BF20-2	38.100	25.40	25.40	14.63	101.7	106.2	33.20	6/4.8	48.36	280.0/63635	308.00	12.43
#C 24BF22	38.100	25.40	25.40	14.63	53.4	57.8	35.00	6.0/4.8	—	160.0/36363	176.00	7.91
24BF23	38.100	25.40	25.40	14.63	53.4	59.3	36.20	6/5.2	—	192.0/43635	211.20	7.92
24BF27	38.100	25.40	25.40	14.63	52.6	57.8	33.20	6.0/4.8	—	160.0/35968	176.00	6.99
28BF2	44.450	27.94	30.99	15.90	65.1	69.5	41.00	6.0/7.5	—	250.0/56817	275.00	10.17
28BF4	44.450	27.94	30.99	15.90	65.1	70.4	41.00	6.0/7.5	—	240.0/54535	264.00	10.40
28BF7	44.450	27.94	30.99	15.90	68.1	72.5	42.00	8.0/7.0	—	300.0/67440	330.00	11.70
32BF23	50.800	32.00	30.00	16.90	66.6	73.0	49.00	7.00	—	300.0/68181	330.00	11.70
#C 32BF24	50.800	29.21	30.99	17.81	—	71.0	45.00	6.0/7.0	—	250.0/56817	275.00	11.40
32BF26	50.800	29.21	30.99	17.81	68.0	73.0	42.00	7.00	—	250.0/56817	275.00	10.60
32BF30	50.800	29.21	30.99	17.81	68.0	73.0	42.00	6.3/7.65	—	250.0/56817	275.00	10.28
*32BF31-B	50.800	17.81	31.50	22.48	69.5	74.5	42.00	7.0/7.5	—	250.0/56817	275.00	9.30
32BF35	50.800	29.21	30.99	17.81	68.0	72.5	48.00	7.5/6.4	—	350.0/78680	385.00	11.86
40BF4-2	63.500	39.37	38.10	22.89	154.5	161.5	52.96	8.5/8.0	72.29	375.0/85226	412.50	31.87
48BF7	76.200	48.26	45.72	29.24	105.0	131.5	63.80	12.0/10.0	—	500.0/112400	550.00	27.36
56BF6	88.900	53.98	53.34	34.32	114.6	123.0	77.80	13.5/12.0	—	850.0/191080	935.00	35.78

\*套筒链：表中滚子直径d1为套筒直径

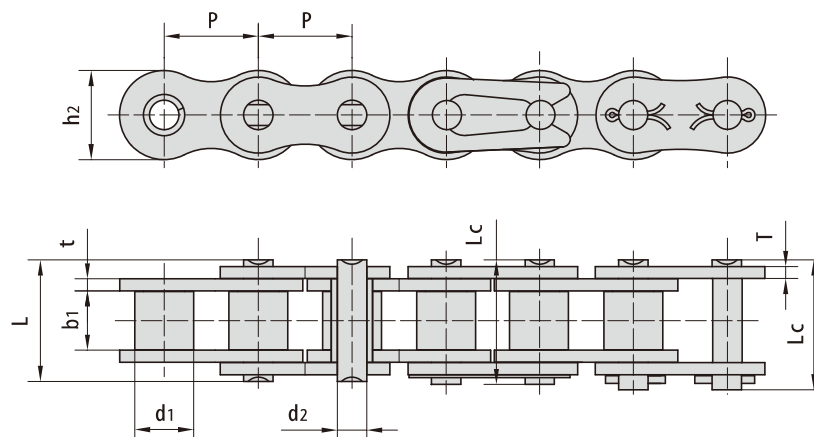
\*Bush chain: d1 in the table indicates the external diameter of the bush.

#直链板

#Straight side plates

## 镀锌链

Corrosion resistant/Zinc-plated chains



东华链号 Donghua Chain No.	节距 Pitch	滚子直径 Roller diameter	内节内宽 Width between inner plates	销轴直径 Pin diameter	销轴长度 Pin length		内链板高度 Inner plate depth	链板厚度 Plate thickness	破断载荷 Breaking load	每米长重 Weight per meter
	P	d1 max	b1 min	d2 max	L max	Lc max	h2 max	t/T max	Q	q
	mm	mm	mm	mm	mm	mm	mm	mm	kN/bf	kg/m
*25ZP	6.350	3.30	3.18	2.31	7.90	8.40	6.00	0.80	3.50/795	0.15
*35ZP	9.525	5.08	4.77	3.58	12.40	13.17	9.00	1.30	7.90/1795	0.33
41ZP	12.700	7.77	6.25	3.58	13.75	15.00	9.91	1.30	6.67/1516	0.41
40ZP	12.700	7.95	7.85	3.96	16.60	17.80	12.00	1.50	14.10/3205	0.62
50ZP	15.875	10.16	9.40	5.08	20.70	22.20	15.09	2.03	22.20/5045	1.02
60ZP	19.050	11.91	12.57	5.94	25.90	27.70	18.00	2.42	31.80/7227	1.50
80ZP	25.400	15.88	15.75	7.92	32.70	35.00	24.00	3.25	56.70/12886	2.60
100ZP	31.750	19.05	18.90	9.53	40.40	44.70	30.00	4.00	88.50/20114	3.91
120ZP	38.100	22.23	25.22	11.10	50.30	54.30	35.70	4.80	127.00/28864	5.62
140ZP	44.450	25.40	25.22	12.70	54.40	59.00	41.00	5.60	172.40/39182	7.50
160ZP	50.800	28.58	31.55	14.27	64.80	69.60	47.80	6.40	226.80/51545	10.10
04BZP	6.000	4.00	2.80	1.85	6.80	7.80	5.00	0.60	3.00/682	0.11
05BZP	8.000	5.00	3.00	2.31	8.20	8.90	7.10	0.80	5.00/1136	0.20
#06BZP	9.525	6.35	5.72	3.28	13.15	14.10	8.20	1.30	9.00/2045	0.41
08BZP	12.700	8.51	7.75	4.45	16.70	18.20	11.80	1.60	18.00/4091	0.69
10BZP	15.875	10.16	9.65	5.08	19.50	20.90	14.70	1.70	22.40/5091	0.93
12BZP	19.050	12.07	11.68	5.72	22.50	24.20	16.00	1.85	29.00/6591	1.15
16BZP	25.400	15.88	17.02	8.28	36.10	37.40	21.00	4.15/3.1	60.00/13636	2.71
20BZP	31.750	19.05	19.56	10.19	41.30	45.00	26.40	4.5/3.5	95.00/21591	3.70
24BZP	38.100	25.40	25.40	14.63	53.40	57.80	33.20	6.0/4.8	160.0/36364	7.10
28BZP	44.450	27.94	30.99	15.90	65.10	69.50	36.70	7.5/6.0	200.0/45455	8.50
32BZP	50.800	29.21	30.99	17.81	66.00	71.00	42.00	7.0/6.0	250.0/56818	10.25

\*套筒链：表中滚子直径d1为套筒直径

\*Bush chain: d1 in the table indicates the external diameter of the bush

#直链板

#Straight side plates

注意：上述规格的双排链和叁排链、双节距输送链系列依照要求也适合镀锌

Note: Duplex & Triplex zinc plated chains are available in all sizes

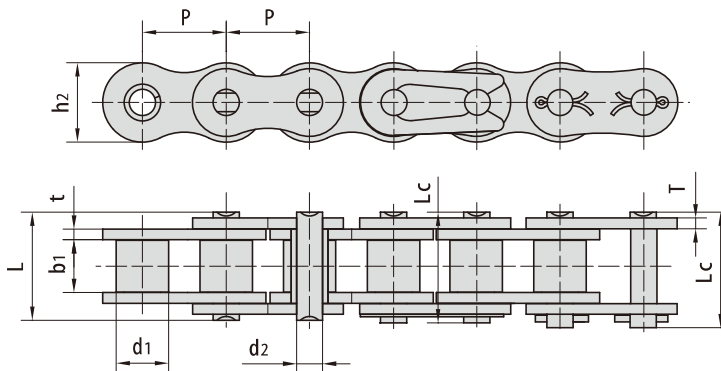
Double pitch zinc plated conveyor chains are available upon request

## 镀镍链

### Corrosion resistant/Nickel-plated chains

镀镍链条适合在室外雨水侵蚀等场合

Nickel-plated chains are suitable for outdoor conditions such as exposure to rain etc..



东华链号 Donghua Chain No.	节距 Pitch	滚子直径 Roller diameter	内节内宽 Width between inner plates	销轴直径 Pin diameter	销轴长度 Pin length		内链板高度 Inner plate depth	链板厚度 Plate thickness	破断载荷 Breaking load	每米长重 Weight per meter
	P	d1 max	b1 min	d2 max	L max	Lc max	h2 max	t/T max	Q	q
	mm	mm	mm	mm	mm	mm	mm	mm	kN/bf	kg/m
*25NP	6.350	3.30	3.18	2.31	7.90	8.40	6.00	0.80	3.50/795	0.15
*35NP	9.525	5.08	4.77	3.58	12.40	13.17	9.00	1.30	7.90/1795	0.33
41NP	12.700	7.77	6.25	3.58	13.75	15.00	9.91	1.30	6.67/1516	0.41
40NP	12.700	7.95	7.85	3.96	16.60	17.80	12.00	1.50	14.10/3205	0.62
50NP	15.875	10.16	9.40	5.08	20.70	22.20	15.09	2.03	22.20/5045	1.02
60NP	19.050	11.91	12.57	5.94	25.90	27.70	18.00	2.42	31.80/7227	1.50
80NP	25.400	15.88	15.75	7.92	32.70	35.00	24.00	3.25	56.70/12886	2.60
100NP	31.750	19.05	18.90	9.53	40.40	44.70	30.00	4.00	88.50/20114	3.91
120NP	38.100	22.23	25.22	11.10	50.30	54.30	35.70	4.80	127.00/28864	5.62
140NP	44.450	25.40	25.22	12.70	54.40	59.00	41.00	5.60	172.40/39182	7.50
160NP	50.800	28.58	31.55	14.27	64.80	69.60	47.80	6.40	226.80/51545	10.10
04BNP	6.000	4.00	2.80	1.85	6.80	7.80	5.00	0.60	3.00/682	0.11
05BNP	8.000	5.00	3.00	2.31	8.20	8.90	7.10	0.80	5.00/1136	0.20
#06BNP	9.525	6.35	5.72	3.28	13.15	14.10	8.20	1.30	9.00/2045	0.41
08BNP	12.700	8.51	7.75	4.45	16.70	18.20	11.80	1.60	18.00/4091	0.69
10BNP	15.875	10.16	9.65	5.08	19.50	20.90	14.70	1.70	22.40/5091	0.93
12BNP	19.050	12.07	11.68	5.72	22.50	24.20	16.00	1.85	29.00/6591	1.15
16BNP	25.400	15.88	17.02	8.28	36.10	37.40	21.00	4.15/3.1	60.00/13636	2.71
20BNP	31.750	19.05	19.56	10.19	41.30	45.00	26.40	4.5/3.5	95.00/21591	3.70
24BNP	38.100	25.40	25.40	14.63	53.40	57.80	33.20	6.0/4.8	160.0/36364	7.10
28BNP	44.450	27.94	30.99	15.90	65.10	69.50	36.70	7.5/6.0	200.00/45455	8.50
32BNP	50.800	29.21	30.99	17.81	66.00	71.00	42.00	7.0/6.0	250.00/56818	10.25

\*套筒链：表中滚子直径d1为套筒直径

\*Bush chain: d1 in the table indicates the external diameter of the bush.

#直链板

#Straight side plates

注意：上述规格的双排链和叁排链、双节距输送链系列依照要求也适合镀镍。

Note: Duplex & Triplex nickel plated chains are available in all sizes.

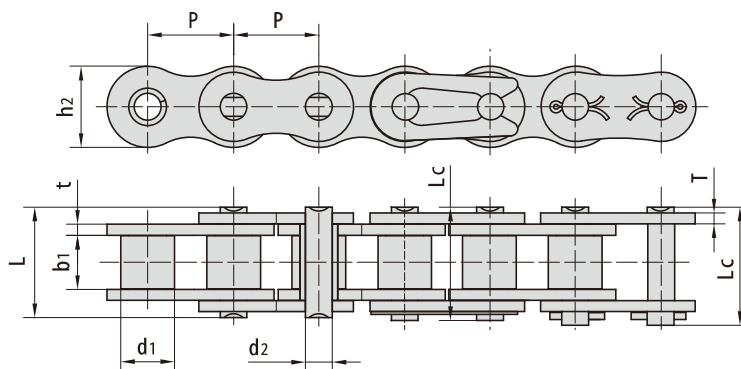
Double pitch nickel plated conveyor chains are available upon request

## 镀达克罗链

### Corrosion resistant/Dacromet-plated chains

达克罗链条适合于有腐蚀性的场合

Dacromet-plated chains are suitable for corrosive conditions



东华链号 Donghua Chain No.	节距 Pitch	滚子直径 Roller diameter	内节内宽 Width between inner plates	销轴直径 Pin diameter	销轴长度 Pin length		内链板高度 Inner plate depth	链板厚度 Plate thickness	破断载荷 Breaking load	每米长重 Weight per meter
	P	d1 max	b1 min	d2 max	L max	Lc max	h2 max	t/T max	Q	q
	mm	mm	mm	mm	mm	mm	mm	mm	kN/bf	kg/m
*25DR	6.350	3.30	3.18	2.31	7.90	8.40	6.00	0.80	3.50/795	0.15
*35DR	9.525	5.08	4.77	3.58	12.40	13.17	9.00	1.30	7.90/1795	0.33
41DR	12.700	7.77	6.25	3.58	13.75	15.00	9.91	1.30	6.67/1516	0.41
40DR	12.700	7.95	7.85	3.96	16.60	17.80	12.00	1.50	14.10/3205	0.62
50DR	15.875	10.16	9.40	5.08	20.70	22.20	15.09	2.03	22.20/5045	1.02
60DR	19.050	11.91	12.57	5.94	25.90	27.70	18.00	2.42	31.80/7227	1.50
80DR	25.400	15.88	15.75	7.92	32.70	35.00	24.00	3.25	56.70/12886	2.60
100DR	31.750	19.05	18.90	9.53	40.40	44.70	30.00	4.00	88.50/20114	3.91
120DR	38.100	22.23	25.22	11.10	50.30	54.30	35.70	4.80	127.00/28864	5.62
140DR	44.450	25.40	25.22	12.70	54.40	59.00	41.00	5.60	172.40/39182	7.50
160DR	50.800	28.58	31.55	14.27	64.80	69.60	47.80	6.40	226.80/51545	10.10
04BDR	6.000	4.00	2.80	1.85	6.80	7.80	5.00	0.60	3.00/682	0.11
05BDR	8.000	5.00	3.00	2.31	8.20	8.90	7.10	0.80	5.00/1136	0.20
#06BDR	9.525	6.35	5.72	3.28	13.15	14.10	8.20	1.30	9.00/2045	0.41
08BDR	12.700	8.51	7.75	4.45	16.70	18.20	11.80	1.60	18.00/4091	0.69
10BDR	15.875	10.16	9.65	5.08	19.50	20.90	14.70	1.70	22.40/5091	0.93
12BDR	19.050	12.07	11.68	5.72	22.50	24.20	16.00	1.85	29.00/6591	1.15
16BDR	25.400	15.88	17.02	8.28	36.10	37.40	21.00	4.15/3.1	60.00/13636	2.71
20BDR	31.750	19.05	19.56	10.19	41.30	45.00	26.40	4.5/3.5	95.00/21591	3.70
24BDR	38.100	25.40	25.40	14.63	53.40	57.80	33.20	6.0/4.8	160.00/36364	7.10
28BDR	44.450	27.94	30.99	15.90	65.10	69.50	36.70	7.5/6.0	200.00/45455	8.50
32BDR	50.800	29.21	30.99	17.81	66.00	71.00	42.00	7.0/6.0	250.00/56818	10.25

\*套筒链：表中滚子直径d1为套筒直径

\*Bush chain: d1 in the table indicates the external diameter of the bush

#直链板

#Straight side plates

注意：上述规格的双排链和叁排链、双节距输送链系列依照要求也适合镀达克罗

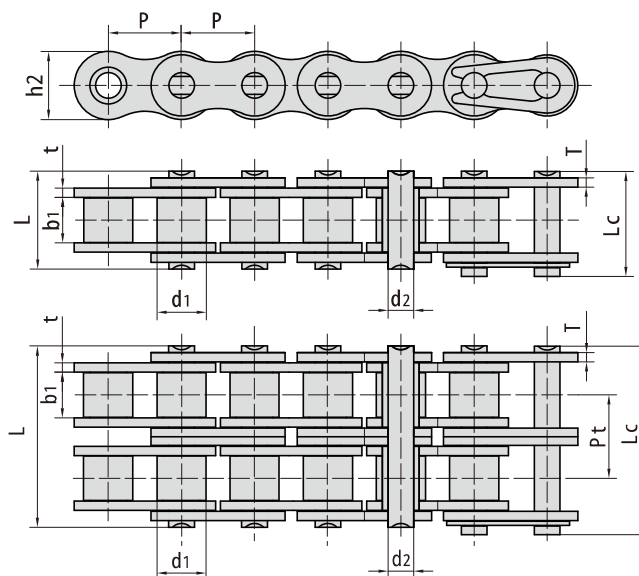
Note: Duplex & Triplex dacromet-plated chains are available in all sizes

Double pitch dacromet-plated conveyor chains are available upon request



# 自润滑链

## Self-lubrication roller chains

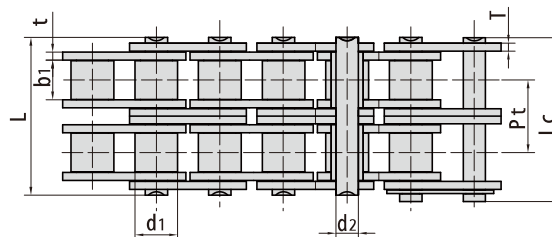
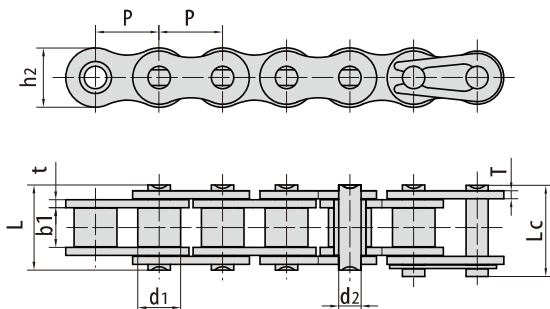


东华链号 Donghua Chain No.	节距 Pitch	滚子直径 Roller diameter	内节内宽 Width between inner plates	销轴直径 Pin diameter	销轴长度 Pin length		内链板高度 Inner plate depth	链板厚度 Plate thickness	排距 Transverse pitch	抗拉强度 Tensile strength	每米长重 Weight per meter
	P	d1 max	b1 min	d2 max	L max	Lc max	h2 max	t/T max	Pt	Q min	q
	mm	mm	mm	mm	mm	mm	mm	mm	mm	kN/bf	kg/m
40SLR	12.700	7.95	7.85	3.96	16.60	17.8	12.00	1.50	-	14.1/3205	0.62
40SLR-2	12.700	7.95	7.85	3.96	31.00	32.2	12.00	1.50	14.38	28.2/6409	1.12
40HSLR	12.700	7.95	7.85	3.96	18.80	19.9	12.00	2.03	-	13.8/3102	0.78
40HSLR-2	12.700	7.95	7.85	3.96	35.50	36.7	12.00	2.03	16.55	27.6/6204	1.55
40HSLRF1	12.700	7.92	7.85	3.96	17.70	18.9	11.70	2.03/1.5	-	15.7/3529	0.71
50SLR	15.875	10.16	9.40	5.08	20.70	22.2	15.09	2.03	-	22.0/5045	1.02
50SLR-2	15.875	10.16	9.40	5.08	38.90	40.4	15.09	2.03	18.11	44.4/10091	2.00
50HSLR-2	15.875	10.16	9.60	5.08	42.00	43.1	15.09	2.42	19.70	43.6/9801	2.50
#C 50SLR	15.875	10.16	9.40	5.08	20.70	22.2	15.09	2.03	-	21.8/4901	1.21
60SLR	19.050	11.91	12.57	5.94	27.50	29.3	18.00	3.25/2.42	-	34.2/7772	1.65
60SLR-2	19.050	11.91	12.57	5.94	50.30	52.1	18.00	2.42	22.78	68.4/15544	3.21
12ASLR-3	19.050	11.91	12.57	5.94	71.50	73.3	18.00	2.42	22.78	93.4/20996	4.57
60HSLR	19.050	11.91	12.57	5.94	29.20	31.0	18.00	3.25	-	31.8/7227	1.95
60HSLR-2	19.050	11.91	12.57	5.94	55.30	57.1	18.00	3.25	26.11	63.6/14297	3.74
#C 60SLR	19.050	11.91	12.57	5.94	25.90	27.7	18.20	2.42	-	31.8/7227	1.83
#C 60SLR-2	19.050	11.91	12.57	5.94	48.80	50.5	18.20	2.42	22.78	66.3/14904	3.56
80SLR	25.400	15.88	15.75	7.92	32.70	35.0	24.00	3.25	-	56.7/12886	2.60
80SLR-2	25.400	15.88	15.75	7.92	62.70	64.3	24.00	3.25	29.29	113.4/25773	5.15
80HSLR	25.400	15.88	15.75	7.92	36.20	38.9	24.00	4.00	-	56.7/12886	3.03
#C 80SLR	25.400	15.88	15.75	7.92	32.70	35.0	24.00	3.25	-	56.7/12886	3.10
100SLR	31.750	19.05	18.90	9.53	40.40	44.7	30.00	4.00	-	86.7/19699	3.94
100SLR-2	31.750	19.05	18.90	9.53	76.40	80.5	30.00	4.00	35.76	173.4/39399	7.89
#C 20ASLR-2	31.750	19.05	18.90	9.53	76.40	80.5	30.00	4.00	35.76	173.5/39003	9.06
20ASLR-3	31.750	19.05	18.90	9.53	112.20	116.3	30.00	4.00	35.76	261.0/58673	11.87

#直链板  
#Straight side plates

# 自润滑链

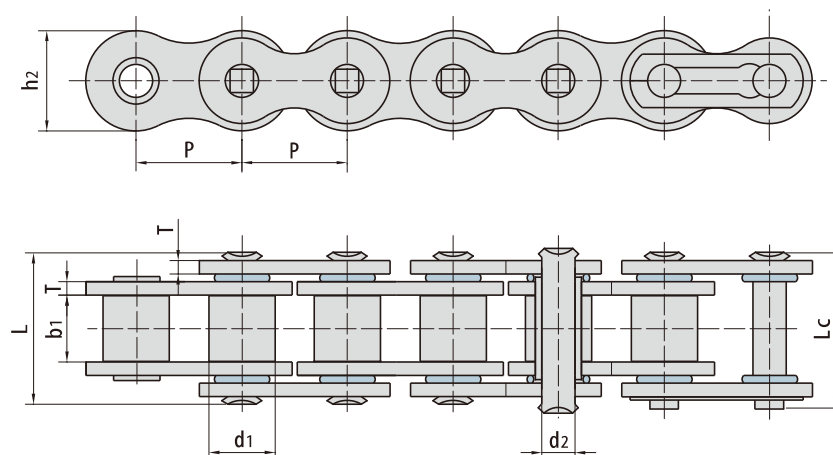
## Self-lubrication roller chains



东华链号 Donghua Chain No.	节距 Pitch	滚子直径 Roller diameter	内节内宽 Width between inner plates	销轴直径 Pin diameter	销轴长度 Pin length		内链板高度 Inner plate depth	链板厚度 Plate thickness	排距 Transverse pitch	抗拉强度 Tensile strength	每米长重 Weight per meter
	P	d1 max	b1 min	d2 max	L max	Lc max	h2 max	t/T max	Pt	Q min	q
	mm	mm	mm	mm	mm	mm	mm	mm	mm	kN/bf	kg/m
#06BSLR	9.525	6.35	5.72	3.28	13.15	14.1	8.20	1.30	-	9.0/2045	0.41
08BSLR	12.700	8.51	7.75	4.45	16.70	18.2	11.80	1.60	-	18.0/4091	0.69
08BSLR-2	12.700	8.51	7.75	4.45	31.20	32.2	11.80	1.60	13.92	32.0/7273	1.34
08BSLR-3	12.700	8.51	7.75	4.45	45.10	46.1	11.80	1.60	13.92	44.5/10004	2.07
#C08BSLR	12.700	8.51	7.75	4.45	16.70	18.2	11.80	1.60	-	18.0/4046	0.78
#C08BSLR-2	12.700	8.51	7.75	4.45	31.00	32.2	11.80	1.60	13.92	32.0/7194	1.55
08BSLRF1	12.700	8.51	7.75	4.45	17.30	18.7	11.80	1.60	-	18.0/4091	0.72
10BSLR	15.875	10.16	9.65	5.08	19.50	20.9	14.70	1.70	-	22.4/5091	0.93
10BSLR-2	15.875	10.16	9.65	5.08	36.10	37.5	14.70	1.70	16.59	44.5/10114	1.84
10BSLR-3	15.875	10.16	9.65	5.08	52.70	54.1	14.70	1.70	16.59	66.7/14994	2.52
#C10BSLR	15.875	10.16	9.65	5.08	19.50	20.9	14.70	1.70	-	22.4/5089	1.06
#C10BSLR-2	15.875	10.16	9.65	5.08	36.10	37.5	14.70	1.70	16.59	36.5/8205	2.08
10BSLRF1	15.875	10.16	9.65	5.08	19.90	21.6	14.70	1.70	-	22.4/5091	0.97
12BSLR	19.050	12.07	11.68	5.72	22.50	24.2	16.00	1.85	-	29.0/6591	1.15
12BSLR-2	19.050	12.07	11.68	5.72	42.00	43.6	16.00	1.85	19.46	57.8/13136	2.31
12BSLR-3	19.050	12.07	11.68	5.72	61.50	63.1	16.00	1.85	19.46	86.7/19490	3.50
#C12BSLR	19.050	12.07	11.68	5.72	22.90	24.9	16.00	1.85	-	29.0/6589	1.32
#C12BSLR-2	19.050	12.07	11.68	5.72	42.00	43.6	16.00	1.85	19.46	57.8/13136	2.31
12BSLRF1	19.050	12.07	11.68	5.72	22.90	24.7	16.00	1.85	-	29.0/6591	1.19
16BSLR	25.400	15.88	17.02	8.28	36.10	37.4	21.00	4.15/3.1	-	60.0/13636	2.71
16BSLR-2	25.400	15.88	17.02	8.28	68.00	69.3	21.00	4.15/3.1	31.88	106.0/24091	5.42
#C16BSLR	25.400	15.88	17.02	8.28	36.10	39.1	21.00	4.15/3.1	-	60.0/13488	2.92
#C16BSLR-2	25.400	15.88	17.02	8.28	68.00	71.0	21.00	4.15/3.1	31.88	106.0/23829	5.87
#C16BSLR-3	25.400	15.88	17.02	8.28	99.80	102.9	21.00	4.15/3.1	31.88	160.0/35968	8.77
16BSLRF1	25.400	15.88	17.02	8.28	36.70	39.7	21.00	4.15/3.1	-	60.0/13636	2.73
16BSLRF4	25.400	15.88	17.02	8.28	36.10	39.1	21.00	4.15/3.1	-	60.0/13636	2.77
#C16BF1SLR	25.400	15.88	17.02	8.28	36.10	37.4	24.00	4.15/3.1	-	60.0/13633	3.38
#C16BSLRF1	25.400	15.88	17.02	8.28	36.70	39.7	21.00	4.15/3.1	-	60.0/13633	2.98
#C16BSLRF2	25.400	15.88	17.02	8.28	36.70	38.2	24.00	4.15/3.1	-	60.0/13633	3.39
24BSLR	38.100	25.40	25.40	14.63	53.40	57.8	33.20	6.0/4.8	-	160.0/35968	7.08
24BSLR-2	38.100	25.40	25.40	14.63	101.70	106.2	33.20	6.0/4.8	48.36	319.2/71756	12.43

#直链板  
#Straight side plates

# O形密封圈滚子链 O-Ring chains



东华链号 Donghua Chain No.	节距 Pitch	滚子直径 Roller diameter	内节内宽 Width between inner plates	销轴直径 Pin diameter	销轴长度 Pin length		链板高度 Plate depth	链板厚度 Plate thickness	抗拉强度 Tensile strength	平均抗拉强度 Average tensile strength	每米长重 Weight per meter
	P	$d_1$ max	$b_1$ min	$d_2$ max	L max	$L_c$ max	$h_2$ max	t/T	$Q_{min}$	$Q_0$	q
	mm	mm	mm	mm	mm	mm	mm	mm	kN/bf	kN	kg/m
*35 O R	9.525	5.08	4.77	3.58	14.4	15.5	9.00	1.30	7.9/1776	9.4	0.39
40 O R	12.700	7.95	7.85	3.96	18.3	19.6	12.00	1.50	14.1/3205	17.5	0.67
50 O R	15.875	10.16	9.40	5.08	23.1	24.8	15.09	2.03	22.2/5045	29.4	1.19
50H O R	15.875	10.16	9.40	5.08	24.7	26.4	15.09	2.42	22.2/4991	26.6	1.18
60 O R	19.050	11.91	12.57	5.94	28.5	30.4	18.00	2.42	31.8/7227	41.5	1.62
60 O R F1	19.050	11.91	9.70	5.94	25.5	27.3	18.00	2.42	31.8/7149	38.1	1.49
60H O R	19.050	11.91	12.57	5.94	31.7	34.2	18.00	3.25	31.8/7149	38.1	1.97
60HT O R	19.050	11.91	12.57	5.94	31.7	33.2	18.00	3.25	45.0/10116	48.0	1.96
80 O R	25.400	15.88	15.75	7.92	35.6	37.3	24.00	3.25	56.7/12886	69.4	2.70
100 O R	31.750	19.05	18.95	9.53	43.3	47.0	30.00	4.00	88.5/20114	109.2	3.91
120 O R	38.100	22.23	25.22	11.11	54.0	57.5	35.70	4.80	127.0/28864	156.3	6.34
160H O R	50.800	28.58	31.55	14.27	72.6	77.3	47.80	7.20	222.4/49996	266.8	11.13
200H O R	63.500	39.68	37.85	19.85	91.6	98.5	60.00	9.50	347.0/78006	416.4	19.20
#06B O R	9.525	6.35	5.72	3.28	14.4	15.6	8.20	1.30	9.0/2023	10.4	0.45
08B O R	12.700	8.51	7.75	4.45	18.8	19.9	11.80	1.60	18.0/4091	19.40	0.74
10B O R	15.875	10.16	9.65	5.08	22.0	23.3	14.70	1.70	19.0/4271	22.8	1.00
12B O R	19.050	12.07	11.68	5.72	24.9	26.8	16.00	1.85	29.0/6519	32.2	1.27
16B O R	25.400	15.88	17.02	8.28	39.5	40.9	21.00	4.15/3.1	60.0/13488	72.0	2.85
16BH O R	25.400	15.88	17.02	8.90	39.5	40.9	24.10	4.0/3.1	65.0/14612	78.0	3.19
20B O R	31.750	19.05	19.56	10.19	44.5	48.5	26.40	4.5/3.5	95.0/21356	106.7	4.04

\*套筒链：表中滚子直径 $d_1$ 为套筒直径

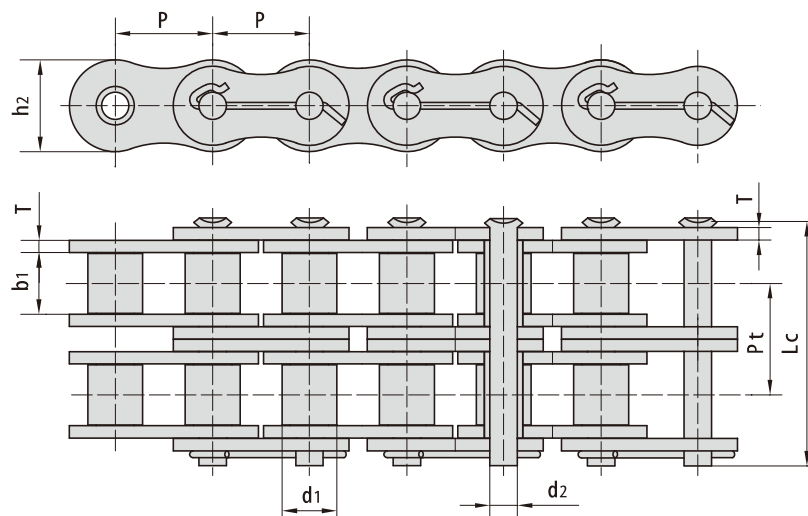
\*Bush chain:  $d_1$  in the table indicates the external diameter of the bush.

#直链板

#Straight side plates

## 石油链 Oil field chains

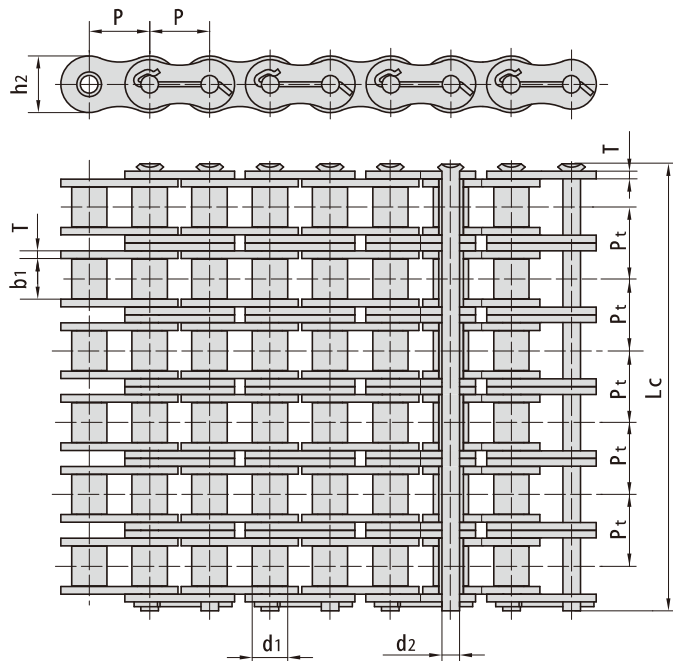
单排、双排、三排  
Simplex, Duplex & Triplex strands



ANSI 链号 ANSI Chain No.	东华链号 Donghua Chain No.	节距 Pitch		滚子直径 Roller diameter	内节内宽 Width between inner plates	销轴直径 Pin diameter	销轴长度 Pin length	内链板高度 Inner plate depth	链板厚度 Plate thick- ness	排距 Transverse pitch	抗拉强度 Tensile strength	每米长重 Weight per meter
		P		d1 max	b1 min	d2 max	Lc max	h2 max	T max	Pt	Q min	q
		mm	inch	mm	mm	mm	mm	mm	mm	mm	kN/lbf	kg/m
80	16S-1	25.400	1	15.88	15.75	7.92	37.55	24.1	3.25	-	55.60/12500	2.60
100	20S-1	31.750	1 1/4	19.05	18.90	9.53	44.30	30.0	4.00	-	86.87/19500	3.91
120	24S-1	38.100	1 1/2	22.23	25.22	11.10	54.40	36.2	4.80	-	125.10/28100	5.62
140	28S-1	44.450	1 3/4	25.40	25.22	12.70	59.00	42.2	5.60	-	170.27/38300	7.50
160	32S-1	50.800	2	28.58	31.55	14.27	69.60	48.2	6.40	-	222.40/50000	10.10
180	36S-1	57.150	2 1/4	35.71	35.48	17.46	78.60	54.3	7.20	-	281.47/63300	13.45
200	40S-1	63.500	2 1/2	39.68	37.85	19.85	87.20	60.3	8.00	-	347.50/78100	16.15
80-2	16S-2	25.400	1	15.88	15.75	7.92	66.80	24.1	3.25	29.29	111.20/25000	5.15
100-2	20S-2	31.750	1 1/4	19.05	18.90	9.53	80.50	30.1	4.00	35.76	173.74/39000	7.80
120-2	24S-2	38.100	1 1/2	22.23	25.22	11.10	99.70	36.2	4.80	45.44	250.20/56200	11.70
140-2	28S-2	44.450	1 3/4	25.40	25.22	12.70	107.80	42.2	5.60	48.87	340.54/76600	15.14
160-2	32S-2	50.800	2	28.58	31.55	14.27	127.50	48.2	6.40	58.55	444.80/100000	20.14
180-2	36S-2	57.150	2 1/4	35.71	35.48	17.46	144.40	54.3	7.20	65.84	562.94/126600	29.22
200-2	40S-2	63.500	2 1/2	39.68	37.85	19.85	158.80	60.3	8.00	71.55	695.00/156200	32.24
80-3	16S-3	25.400	1	15.88	15.75	7.92	96.10	24.1	3.25	29.29	166.80/37500	7.89
100-3	20S-3	31.750	1 1/4	19.05	18.90	9.53	116.30	30.1	4.00	35.76	260.61/58500	11.77
120-3	24S-3	38.100	1 1/2	22.23	25.22	11.10	145.20	36.2	4.80	45.44	375.30/84300	17.53
140-3	28S-3	44.450	1 3/4	25.40	25.22	12.70	156.80	42.2	5.60	48.87	510.81/114900	22.20
160-3	32S-3	50.800	2	28.58	31.55	14.27	186.60	48.2	6.40	58.55	667.20/150000	30.02
180-3	36S-3	57.150	2 1/4	35.71	35.48	17.46	210.20	54.3	7.20	65.84	844.41/189900	38.22
200-3	40S-3	63.500	2 1/2	39.68	37.85	19.85	230.40	60.3	8.00	71.55	1042.50/234300	49.03
200H-3	40HS-3	63.500	2 1/2	39.68	37.85	19.85	249.60	60.3	9.50	78.31	1042.50/234300	56.74

# 石油链 Oil field chains

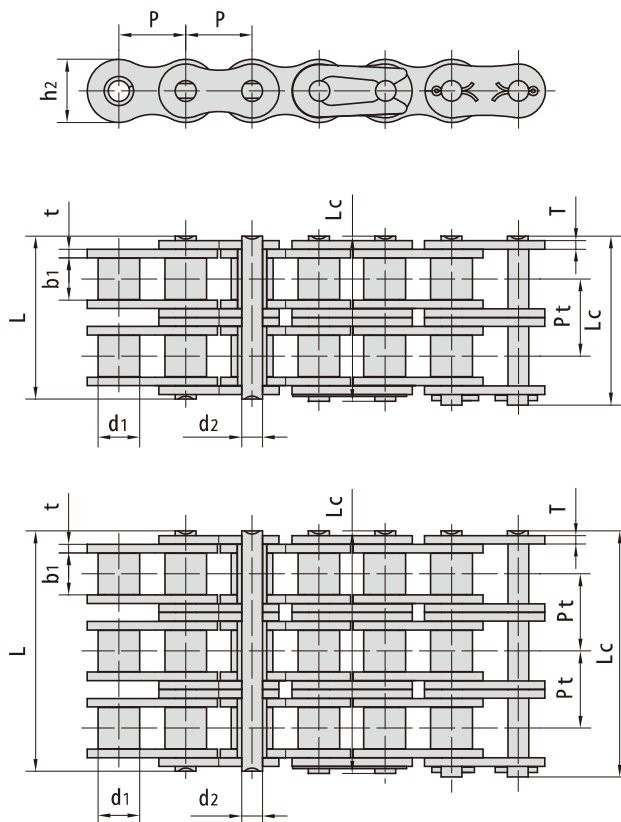
多排  
Multiple strands



ANSI 链号 ANSI Chain No.	东华链号 Donghua Chain No.	节距 Pitch		滚子直径 Roller diameter	内节内宽 Width between inner plates	销轴直径 Pin diameter	销轴长度 Pin length	内链板高度 Inner plate depth	链板厚度 Plate thickness	排距 Transverse pitch	抗拉强度 Tensile strength	每米长重 Weight per meter
		P		d1	b1	d2	Lc	h2	T	Pt	Q	q
		mm	inch	mm	mm	mm	mm	mm	mm	mm	min kN/lbf	kg/m
80-4	16S-4	25.400	1	15.88	15.75	7.92	122.9	24.1	3.25	29.29	222.40/50000	10.24
100-4	20S-4	31.750	1 1/4	19.05	18.90	9.53	151.5	30.1	4.00	35.76	347.48/78000	15.39
120-4	24S-4	38.100	1 1/2	22.23	25.22	11.10	190.6	36.2	4.80	45.44	500.40/112400	22.19
140-4	28S-4	44.450	1 3/4	25.40	25.22	12.70	205.7	42.2	5.60	48.87	681.08/153200	29.63
160-4	32S-4	50.800	2	28.58	31.55	14.27	245.2	48.2	6.40	58.55	889.60/200000	39.94
200-4	40S-4	63.500	2 1/2	39.68	37.85	19.85	302.0	60.3	8.00	71.55	1390.00/312400	63.60
80-5	16S-5	25.400	1	15.88	15.75	7.92	152.2	24.1	3.25	29.29	278.00/62500	12.79
100-5	20S-5	31.750	1 1/4	19.05	18.90	9.53	187.8	30.1	4.00	35.76	434.35/97500	19.22
120-5	24S-5	38.100	1 1/2	22.23	25.22	11.10	236.1	36.2	4.80	45.44	625.50/140500	27.71
140-5	28S-5	44.450	1 3/4	25.40	25.22	12.70	254.6	42.2	5.60	48.87	851.35/193486	39.20
160-5	32S-5	50.800	2	28.58	31.75	14.27	303.3	48.2	6.40	58.55	1112.00/252724	52.40
80-6	16S-6	25.400	1	15.88	15.75	7.92	181.5	24.1	3.25	29.29	333.60/75000	15.34
100-6	20S-6	31.750	1 1/4	19.05	18.90	9.53	223.6	30.1	4.00	35.76	521.22/117000	23.05
120-6	24S-6	38.100	1 1/2	22.23	25.22	11.10	281.6	36.2	4.80	45.44	750.60/168600	33.24
140-6	28S-6	44.450	1 3/4	25.40	25.22	12.70	303.4	42.2	5.60	48.87	1021.62/229800	44.38
160-6	32S-6	50.800	2	28.58	31.55	14.27	362.3	48.2	6.40	58.55	1334.40/300000	59.83
200-6	40S-6	63.500	2 1/2	39.68	37.85	19.85	445.0	60.3	8.00	71.55	2085.00/468600	95.23
80-8	16S-8	25.400	1	15.88	15.75	7.92	240.1	24.1	3.25	29.29	444.80/100000	20.44
100-8	20S-8	31.750	1 1/4	19.05	18.90	9.53	295.1	30.1	4.00	35.76	694.96/156000	30.71
120-8	24S-8	38.100	1 1/2	22.23	25.22	11.10	372.4	36.2	4.80	45.44	1000.80/224800	44.28
140-8	28S-8	44.450	1 3/4	25.40	25.22	12.70	401.1	42.2	5.60	48.87	1362.16/309578	62.21



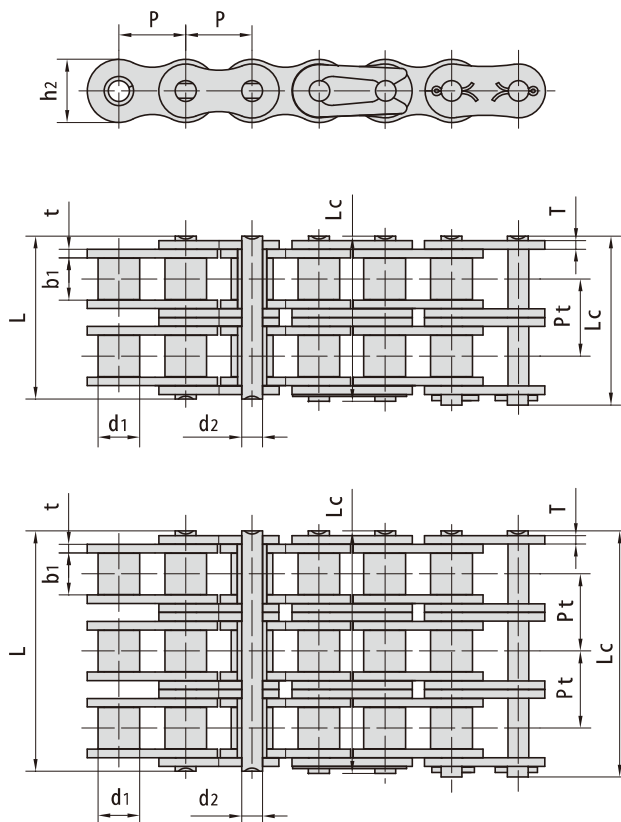
## 扶梯驱动链 Escalator drive chains



东华链号 Donghua Chain No.	节距 Pitch	滚子直径 Roller diameter	内节内宽 Width between inner plates	销轴直径 Pin diameter	销轴长度 Pin length		内链板高度 Inner plate depth	链板厚度 Plate thickness	排距 Transverse pitch	抗拉强度 Tensile strength	动载强度 Dynamic load strength	每米长重 Weight per meter
	P	d <sub>1</sub> max	b <sub>1</sub> min	d <sub>2</sub> max	L max	L <sub>c</sub> max	h <sub>2</sub> max	t/T max	P <sub>t</sub>	Q <sub>min</sub>	F <sub>d</sub> min	q
	mm	mm	mm	mm	mm	mm	mm	mm	mm	kN/bf	kN	kg/m
16A (FQ)-1	25.40	15.88	15.75	7.92	32.70	36.50	24.00	3.25	-	56.7/12746	9.55	2.60
16A (FQ)-2	25.40	15.88	15.75	7.92	62.70	65.30	24.00	3.25	29.29	113.4/25492	12.80	5.51
16A (FQ)-3	25.40	15.88	15.75	7.92	91.70	94.60	24.00	3.25	29.29	170.1/38238	19.20	7.89
16B (FQ)-1	25.40	15.88	17.02	8.28	36.10	39.10	21.00	4.15/3.10	-	60.0/13488	12.50	2.71
16B (FQ)-2	25.40	15.88	17.02	8.28	68.00	71.00	21.00	4.15/3.10	31.88	127.5/28662	19.00	5.42
20A (FQ)-2	31.75	19.05	18.90	9.53	76.40	80.50	30.00	4.00	35.76	174.0/39115	19.56	7.80
20A (FQ)-3	31.75	19.05	18.90	9.53	112.20	116.30	30.00	4.00	35.76	261.0/58673	29.35	11.77
20B (FQ)-1	31.75	19.05	19.56	10.19	41.30	45.00	26.40	4.50/3.50	-	95.0/21356	13.50	3.70
20B (FQ)-2	31.75	19.05	19.56	10.19	77.80	81.50	26.40	4.50/3.51	36.45	195.0/43836	30.00	7.20
24A (FQ)-2	38.10	22.23	25.22	11.10	95.80	99.70	35.70	4.80	45.44	284.0/63843	46.00	11.70
24B (FQ)-2	38.10	35.40	25.40	14.63	101.70	106.20	33.20	6.00/4.80	48.36	280.0/62944	26.40	14.07
24B (FQ)-3	38.10	35.40	25.40	14.63	150.10	154.60	33.20	6.00/4.81	48.36	425.0/95540	39.60	21.07
28A (FQ)-2	44.45	25.40	25.22	12.70	103.30	107.90	41.00	5.60	48.87	380.0/85424	69.00	15.10

## 扶梯驱动链 Escalator drive chains

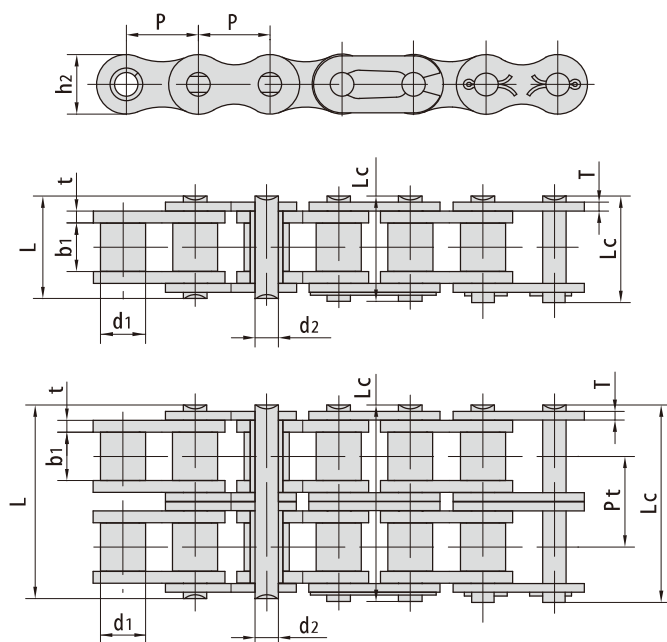
加强型  
Reinforced type Enhanced



东华链号 Donghua Chain No.	节距 Pitch	滚子直径 Roller diameter	内节内宽 Width between inner plates	销轴直径 Pin diameter	销轴长度 Pin length		内链板高度 Inner plate depth	链板厚度 Plate thickness	排距 Transverse pitch	抗拉强度 Tensile strength	平均抗拉强度 Average tensile strength	每米长重 Weight per meter
	P	d <sub>1</sub> max	b <sub>1</sub> min	d <sub>2</sub> max	L max	L <sub>c</sub> max	h <sub>2</sub> max	t/T max	P <sub>t</sub>	Q <sub>min</sub>	Q <sub>0</sub> min	q
	mm	mm	mm	mm	mm	mm	mm	mm	mm	kN/bf	kN	kg/m
16AFT-1	25.40	15.88	15.75	7.92	32.70	35.00	24.00	3.25	-	70.56/15861	82.50	8.80
16AFT-2	25.40	15.88	15.75	7.92	62.70	65.80	24.00	3.25	29.29	132.30/29741	165.40	5.51
16AFTZ-3	25.40	15.88	15.75	7.92	91.70	95.10	24.00	3.25	29.29	232.50/52266	255.90	8.18
20AFT-2	31.75	19.05	18.90	9.53	76.40	80.50	30.10	4.00	35.76	220.00/49456	262.50	8.09
20AFT-3	31.75	19.05	18.90	9.53	112.20	116.30	30.10	4.00	35.76	330.00/74184	395.00	12.10
24AFTZ-2	38.10	22.23	25.22	11.10	95.80	99.70	36.20	4.80	45.44	339.00/76210	373.00	12.60
24AFTZ-3	38.10	22.23	25.22	11.10	141.40	145.20	36.20	4.80	45.44	520.00/116896	573.00	18.90
28AFTZ-2	44.45	25.40	25.22	12.70	103.30	107.90	42.20	5.60	48.87	445.50/100148	490.00	16.35

## 扶梯驱动链 Escalator drive chains

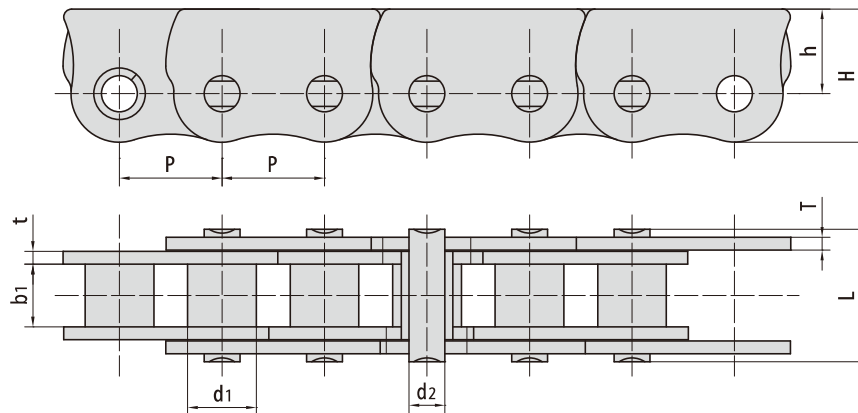
自润滑型  
Self-lubricating



东华链号 Donghua Chain No.	节距 Pitch	滚子直径 Roller diameter	内节内宽 Width between inner plates	销轴直径 Pin diameter	销轴长度 Pin length		内链板高度 Inner plate depth	链板厚度 Plate thickness	排距 Transverse pitch	抗拉强度 Tensile strength	动载强度 Dynamic load strength	每米长重 Weight per meter
	P	d1 max	b1 min	d2 max	L max	Lc max	h2 max	t/T max	Pt	Q min	Fd min	q
	mm	mm	mm	mm	mm	mm	mm	mm	mm	kN/bf	kN	kg/m
16ASLR (FQ)-2	25.40	15.88	15.75	7.92	62.70	65.30	24.00	3.25	29.29	111.2/24998	12.80	5.21
16BSLR (FQ)-1	25.40	15.88	17.02	8.28	36.10	39.10	21.00	4.15/3.10	-	72.0/16185	12.50	2.69
16BSLR (FQ)-2	25.40	15.88	17.02	8.28	68.00	71.00	21.00	4.15/3.10	31.88	149.5/33607	19.00	5.48
20BSLR (FQ)-2	31.75	19.05	19.56	10.19	77.80	81.50	26.40	4.50/3.51	36.45	200.0/44860	30.00	8.04
24ASLR (FQ)-2	38.10	22.23	25.22	11.10	95.80	99.70	35.70	4.80	45.44	284.0/63843	46.00	11.82
24BSLR (FQ)-2	38.10	35.40	25.40	14.63	101.70	106.20	33.20	6.00/4.80	48.36	319.2/71756	37.20	12.43
28ASLR (FQ)-2	44.45	25.40	25.22	12.70	103.30	107.90	41.00	5.60	48.87	380.0/85424	69.00	14.80

## 推窗用防弯链

Anti-backbend chains for pushing window



东华链号 Donghua Chain No.	节距 Pitch	滚子直径 Roller diameter	内节内宽 Width between inner plates	销轴直径 Pin diameter	销轴长度 Pin length	链板尺寸 Plate dimension				抗拉强度 Tensile strength	每米长重 Weight per meter
	P	d1 max	b1 min	d2 max	L max	H max	h	t/T max		Q <sub>min</sub>	q
	mm	mm	mm	mm	mm	mm	mm	mm		kN/bf	kg/m
06BF34	9.525	6.35	3.80	3.28	10.00	12.38	7.88	1.04		7.0/1574	0.47
*06CF22	9.525	5.08	4.77	3.58	11.60	12.86	8.38	1.30		7.9/1776	0.51
*06CF30	9.525	5.08	4.77	3.58	13.90	13.05	8.55	2.03/1.25		7.9/1776	0.71
*P9.525F1	9.525	5.08	4.77	3.58	11.60	13.00	8.55	1.30		7.9/1776	0.57
08BF6	12.700	7.95	7.85	3.96	16.60	17.00	11.00	1.50		13.8/3102	0.91
415BF4	12.700	7.75	4.88	4.09	16.40	17.00	11.00	1.3/3.1		12.0/2698	1.07
P12.7F4	12.700	7.50	5.50	4.45	15.60	14.30	8.50	2.03		15.0/3372	0.99
08BF20	12.700	8.51	7.75	4.45	16.70	16.50	10.50	1.60		18.0/4046	1.04
08BF208	12.700	8.51	7.75	4.45	17.00	16.50	10.50	1.60		10.0/2248	1.06
16AF101	25.400	15.88	15.75	7.92	32.70	26.90	14.80	3.25		56.7/12746	3.45

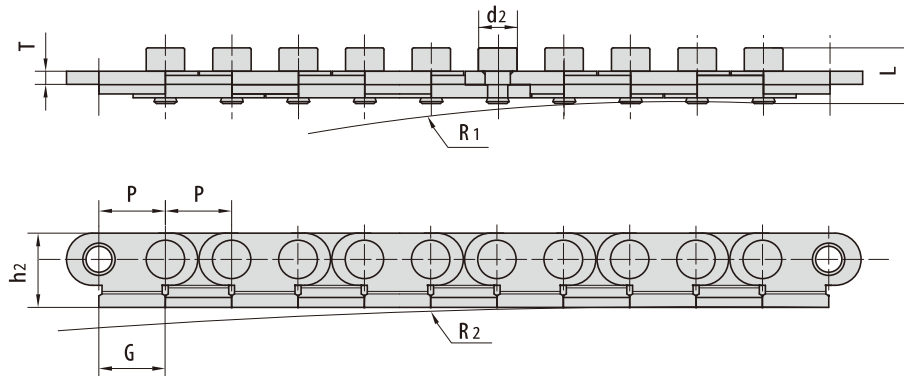
\*套筒链：表中滚子直径d1为套筒直径

\*Bush chain: d1 in the table indicates the external diameter of the bush.

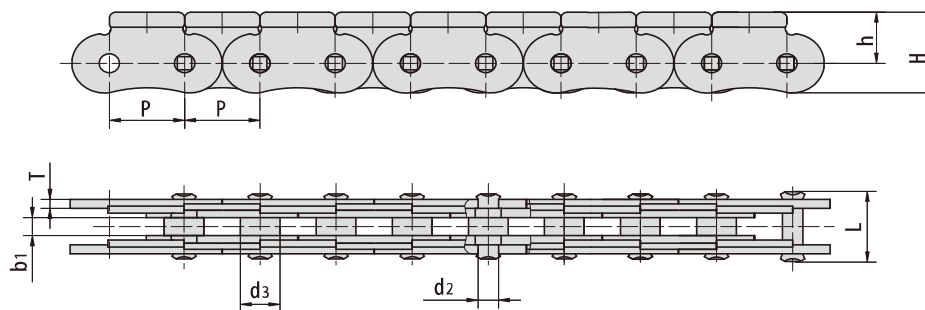


## 推窗用防弯链

Anti-backbend chains for pushing window



东华链号 Donghua Chain No.	节距 Pitch	销轴直径 Pin diameter	销轴长度 Pin length	链板尺寸 Plate dimension			侧弯半径 Side bow radius		每米长重 Weight per meter
	P	d2 max	L max	h2 max	G max	T max	R1	R2	q
	mm	mm	mm	mm	mm	mm	mm	mm	kg/m
P 12.75SB	12.75	7.4	10.65	14.25	12.8	2.5	500~800	1000	0.69
P 12.75SBF1	12.75	7.4	11.00	14.25	12.8	2.5	500~800	1000	1.08

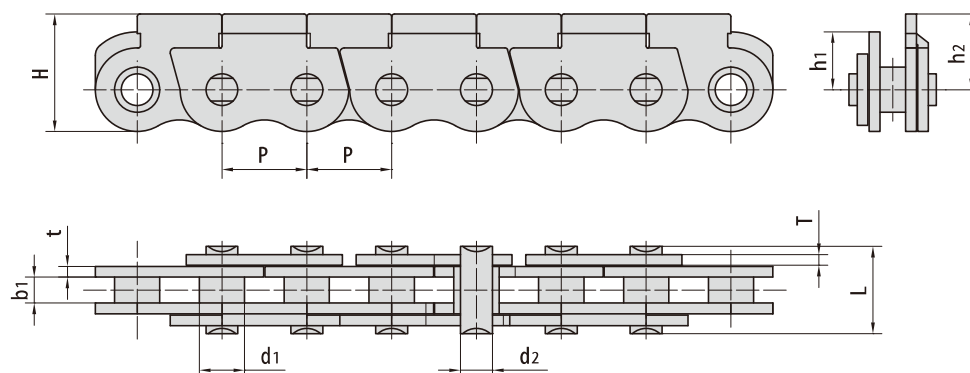


东华链号 Donghua Chain No.	节距 Pitch	内节内宽 Width between inner plates	销轴直径 Pin diameter		销轴长度 Pin length	链板尺寸 Plate dimension			抗拉强度 Tensile strength
	P	b1 min	d2 max	d3 max	L max	H max	h	T	Q <sub>m</sub> min
	mm	mm	mm	mm	mm	mm	mm	mm	kN/bf
P 11.5	11.5	3.00	3.00	6.00	10.8	13.5	8.5	1.5	9.0/2023

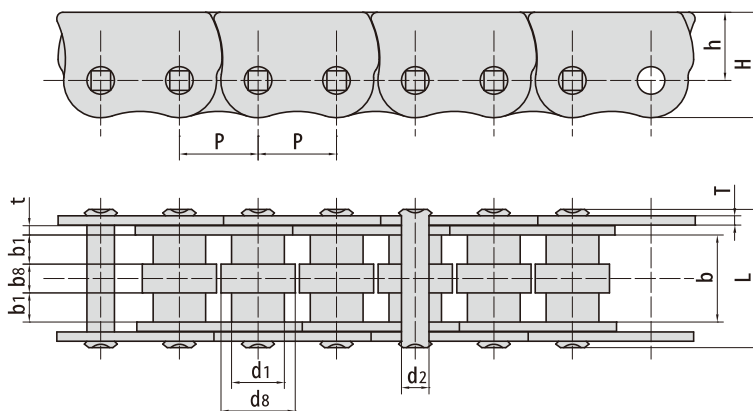


## 推窗用防弯链

Anti-backbend chains for pushing window



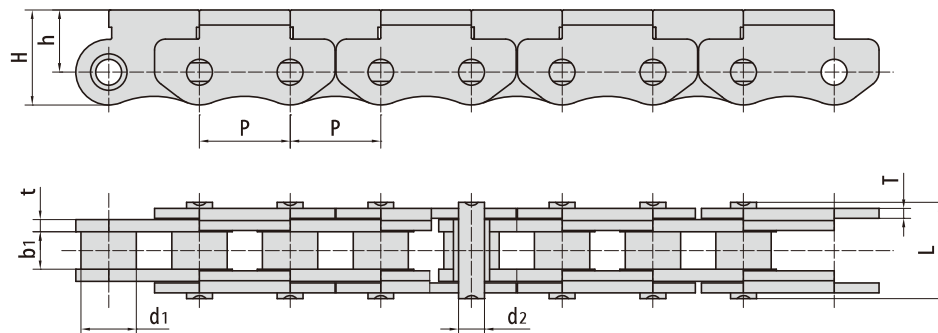
东华链号 Donghua Chain No.	节距 Pitch	套筒直径 Bush diameter	内节内宽 Width between inner plates	销轴直径 Pin diameter	销轴长度 Pin length	链板尺寸 Plate dimension				抗拉强度 Tensile strength	每米长重 Weight per meter
	P	d1 max	b1 min	d2 max	L max	H max	h1	h2	t/T	Q <sub>m</sub> in	q
	mm	mm	mm	mm	mm	mm	mm	mm	mm	kN/bf	kg/m
06CF25SB	9.525	5.08	2.90	3.58	9.8	13.2	6.5	8.5	1.2	7.0/1574	0.41
06CF37SB	9.525	5.08	2.90	3.58	8.6	13.2	6.5	8.5	1.0	5.8/1304	0.35



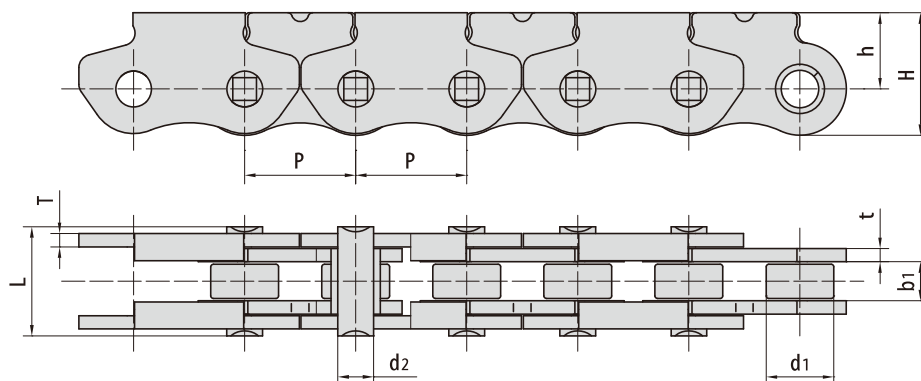
东华链号 Donghua Chain No.	节距 Pitch	滚子尺寸 Roller dimension				内节内宽 Width between inner plates	销轴直径 Pin diameter	销轴长度 Pin length	链板尺寸 Plate dimension			抗拉强度 Tensile strength	每米长重 Weight per meter
	P	d1 max	d8 max	b1 min	b8 min	b min	d2 max	L max	H max	h	t/T	Q <sub>m</sub> in	q
	mm	mm	mm	mm	mm	mm	mm	mm	mm	mm	mm	kN/bf	kg/m
08BF200	12.700	8.51	12.00	4.40	4.60	13.80	4.45	22.7	17.0	11.0	1.5	13.8/3102	1.70

## 推窗用防弯链

Anti-backbend chains for pushing window



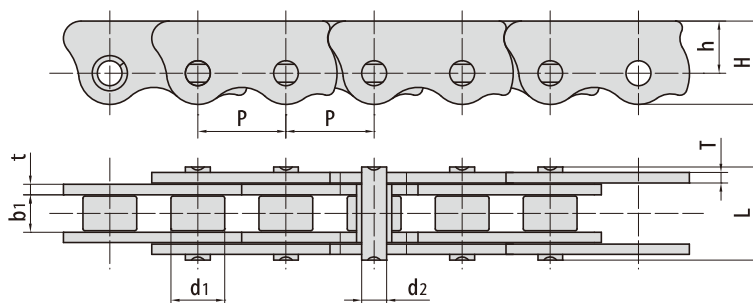
东华链号 Donghua Chain No.	节距 Pitch	滚子直径 Roller diameter	内节内宽 Width between inner plates	销轴直径 Pin diameter	销轴长度 Pin length	链板尺寸 Plate dimension			抗拉强度 Tensile strength	每米长重 Weight per meter
	P	d <sub>1 max</sub>	b <sub>1 min</sub>	d <sub>2 max</sub>	L <sub>max</sub>	H <sub>max</sub>	h	t/T	Q <sub>min</sub>	q
	mm	mm	mm	mm	mm	mm	mm	mm	kN/bf	kg/m
P 12.7SB	12.700	7.75	5.25	3.58	13.5	13.3	8.7	1.7/1.4	10.0/2248	0.59
P 12.7F5SB	12.700	7.75	3.80	3.58	13.1	13.3	8.7	1.7/1.4	10.0/2248	0.55



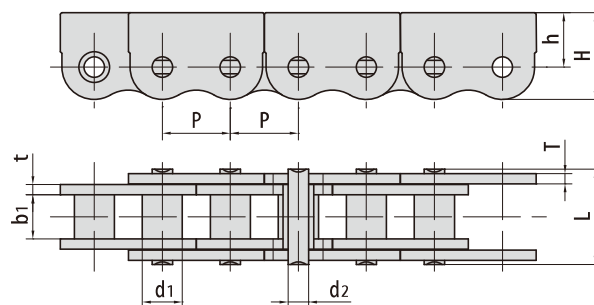
东华链号 Donghua Chain No.	节距 Pitch	滚子直径 Roller diameter	内节内宽 Width between inner plates	销轴直径 Pin diameter	销轴长度 Pin length	链板尺寸 Plate dimension			抗拉强度 Tensile strength	每米长重 Weight per meter
	P	d <sub>1 max</sub>	b <sub>1 min</sub>	d <sub>2 max</sub>	L <sub>max</sub>	H <sub>max</sub>	h	t/T	Q <sub>min</sub>	q
	mm	mm	mm	mm	mm	mm	mm	mm	kN/bf	kg/m
P 12.7F10SB	12.700	7.75	4.10	4.09	12.5	13.8	8.7	1.5	8.2/1843	0.62

## 推窗用防弯链

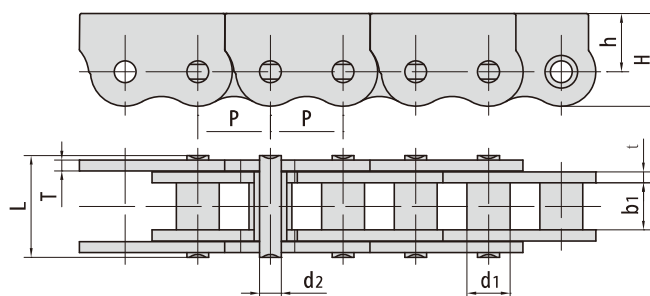
Anti-backbend chains for pushing window



东华链号 Donghua Chain No.	节距 Pitch	滚子直径 Roller diameter	内节内宽 Width between inner plates	销轴直径 Pin diameter	销轴长度 Pin length	链板尺寸 Plate dimension			抗拉强度 Tensile strength	每米长重 Weight per meter
	P	d <sub>1 max</sub>	b <sub>1 min</sub>	d <sub>2 max</sub>	L <sub>max</sub>	H <sub>max</sub>	h	t/T	Q <sub>min</sub>	q
	mm	mm	mm	mm	mm	mm	mm	mm	kN/bf	kg/m
P12.7F12	12.700	7.75	5.25	3.58	13.4	12.0	7.5	1.5	10.0/2248	0.68



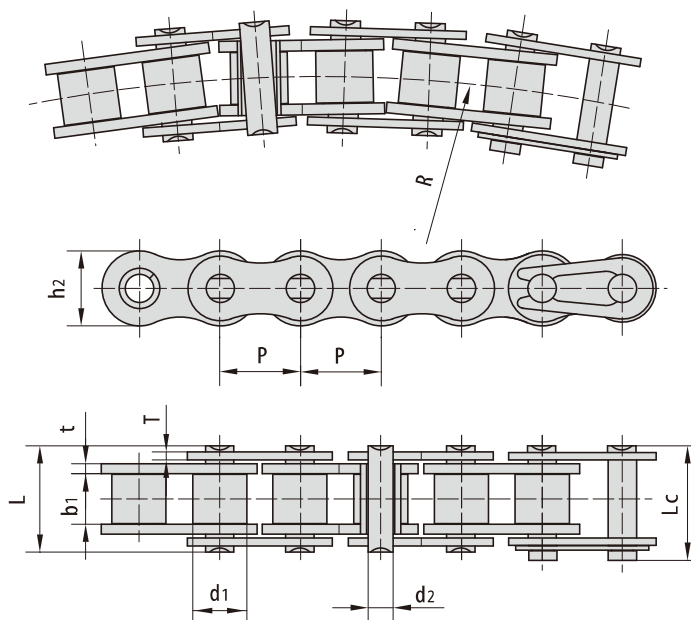
东华链号 Donghua Chain No.	节距 Pitch	滚子直径 Roller diameter	内节内宽 Width between inner plates	销轴直径 Pin diameter	销轴长度 Pin length	链板尺寸 Plate dimension			抗拉强度 Tensile strength	每米长重 Weight per meter
	P	d <sub>1 max</sub>	b <sub>1 min</sub>	d <sub>2 max</sub>	L <sub>max</sub>	H <sub>max</sub>	h	t/T	Q <sub>min</sub>	q
	mm	mm	mm	mm	mm	mm	mm	mm	kN/bf	kg/m
P20SB	20.000	11.80	13.00	6.00	28.0	25.5	16.0	3.0	36.0/8093	2.78



东华链号 Donghua Chain No.	节距 Pitch	滚子直径 Roller diameter	内节内宽 Width between inner plates	销轴直径 Pin diameter	销轴长度 Pin length	链板尺寸 Plate dimension			抗拉强度 Tensile strength	每米长重 Weight per meter
	P	d <sub>1 max</sub>	b <sub>1 min</sub>	d <sub>2 max</sub>	L <sub>max</sub>	H <sub>max</sub>	h	t/T	Q <sub>min</sub>	q
	mm	mm	mm	mm	mm	mm	mm	mm	kN/bf	kg/m
P20SBF1	20.000	11.80	13.00	6.00	28.0	25.5	16.0	3.0	36.0/8093	2.79

# 侧弯链

## Side bow chains

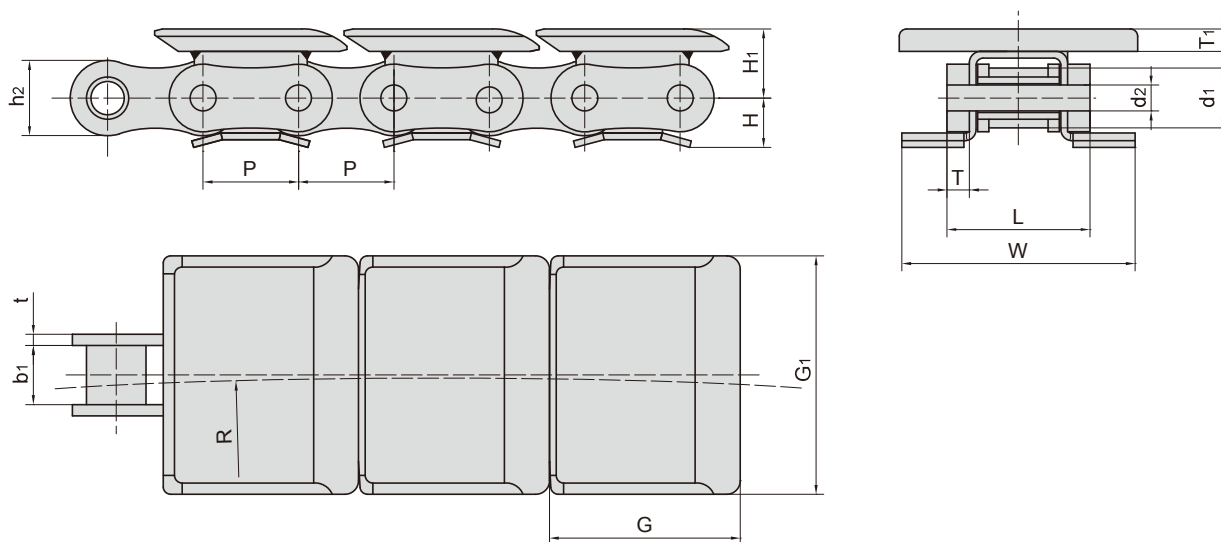


东华链号 Donghua Chain No.	节距 Pitch	滚子直径 Roller diameter	内节内宽 Width between inner plates	销轴直径 Pin diameter	销轴长度 Pin length		内链板高度 Inner plate depth	链板厚度 Plate thickness	侧弯半径 Side bow radius	抗拉强度 Tensile strength	平均抗拉强度 Average tensile strength	每米长重 Weight per meter
	P	d <sub>1 max</sub>	b <sub>1 min</sub>	d <sub>2 max</sub>	L <sub>max</sub>	L <sub>c max</sub>	h <sub>2 max</sub>	t/T <sub>max</sub>	R	Q <sub>min</sub>	Q <sub>0</sub>	q
	mm	mm	mm	mm	mm	mm	mm	mm	mm	kN/bf	kN	kg/m
40SB	12.700	7.95	7.85	3.96	16.9	18.1	11.7	1.50	350	13.8/3136	15.20	0.80
43SB	12.700	7.95	7.85	3.45	18.3	19.5	11.7	1.50	305	12.0/2727	13.20	0.64
50SB	15.875	10.16	9.40	4.37	20.7	22.7	14.9	2.03	400	20.6/4681	22.70	1.09
60SB	19.050	11.91	12.57	5.34	26.6	28.4	18.0	2.42	500	15.7/3568	17.30	1.54
63SB	19.050	11.91	12.68	5.08	28.8	30.6	17.2	2.42/2.03	350	12.5/2840	20.00	1.40
80SB	25.400	15.88	15.75	7.19	34.0	37.3	24.0	3.25	711	40.9/9201	42.00	2.60
#06BSBF1	9.525	6.35	5.72	3.05	13.5	15.0	8.2	1.30	300	8.0/1818	8.80	0.60
08BSB	12.700	8.51	7.75	3.97	17.4	18.7	11.8	1.60	400	14.0/3182	15.40	0.70
08BSBF1	12.700	8.51	7.75	3.97	16.3	17.6	11.8	1.6/1.2	400	12.8/2909	14.10	0.65
10BSB	15.875	10.16	9.65	4.50	20.1	21.5	14.7	1.70	400	15.6/3545	17.20	0.93
12BSB	19.050	12.07	11.68	5.12	23.1	24.8	16.0	1.85	500	20.5/4658	22.60	1.16
16BSB	25.400	15.88	17.22	7.90	36.5	39.7	21.0	3.7/3.0	500	55.6/12635	64.00	2.53
16BSBF3	25.400	15.88	17.02	7.85	36.2	38.9	21.0	3.8/3.0	1260	55.6/12635	64.00	2.73
#C24BSB	38.100	25.40	25.50	14.00	54.3	58.5	33.2	6.0/4.8	2000	160.0/35968	176.00	7.46
#C2050SB	31.750	10.16	9.40	5.08	21.3	22.6	15.0	2.03	800	21.8/4954	24.00	0.84
#C2060SBF1	38.100	11.91	12.57	5.08	26.8	28.8	18.0	2.42	800	21.8/4954	24.00	1.17
#C2062F6SB	38.100	22.23	12.57	5.34	26.6	29.0	23.0	2.42	1100	15.7/3568	17.30	2.27

#直链板  
#Straight side plates

## 带附件侧弯链

Side bow chains with attachments



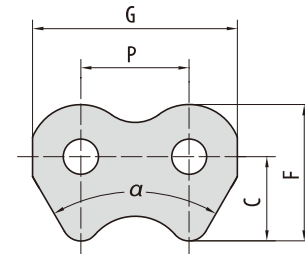
东华链号 Donghua Chain No.	节距 Pitch	滚子直径 Roller diameter	内节内宽 Width between inner plates	销轴直径 Pin diameter	销轴长度 Pin length	内链板高度 Inner plate depth	附件尺寸 Attachment dimension							侧弯半径 Side bow radius
	P	d1	b1	d2	L	h2	H	H1	t/T	T1	G	G1	W	R
	mm	mm	mm	mm	mm	mm	mm	mm	mm	mm	mm	mm	mm	mm
43SBF11	12.7	7.95	7.85	3.45	19.6	9.8	6.9	9.2	1.5/2.8	3	25.7	31.75	31.6	254
43SBF12	12.7	7.95	7.85	3.45	19.6	9.8	6.9	9.2	1.5/2.8	3	25.7	36.00	31.6	254
43SBF13	12.7	7.95	7.85	3.45	19.6	9.8	6.9	9.2	1.5/2.8	3	25.7	64.00	31.6	254



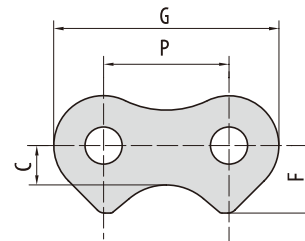
## 侧弯链附件

Side bow chains attachments

东华链号 Donghua Chain No.	P	G	C	F	$\alpha$
08BSBF5	12.7	24.0	9.9	16.0	60°

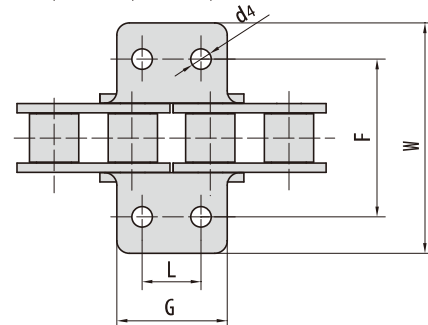
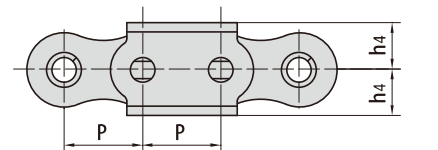


东华链号 Donghua Chain No.	P	G	C	F
43SBF14	12.700	23.1	9.5	11.40
40SBF4	12.700	24.40	3.30	8.26
50SBF2	15.875	28.0	5.0	8.56
10BSBF3-2STC	15.875	29.58	4.75	12.00

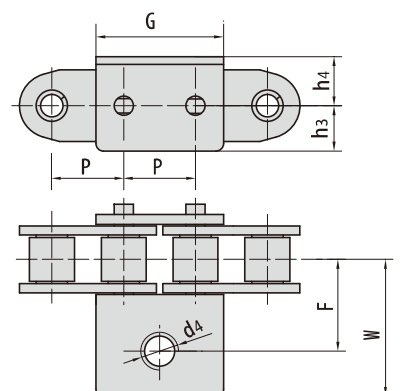


东华链号 Donghua Chain No.	P	G	L	F	W	h <sub>4</sub>	d <sub>4</sub>
40SBF1	12.7	17.8	9.5	30.2	45.5	7.5	3.3
*08BSBF7KK2	12.7	22.4	12.7	27.4	42.0	8.9	4.5

\*直链板  
\*Straight side plates



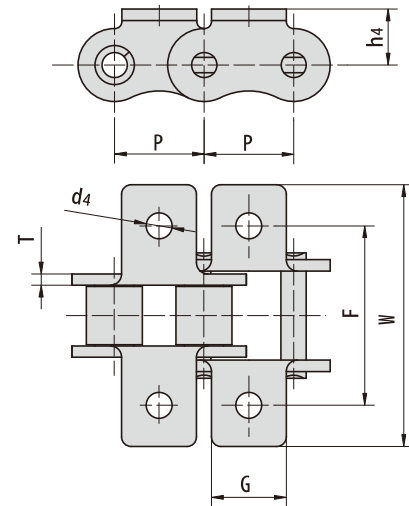
东华链号 Donghua Chain No.	P	G	F	W	h <sub>3</sub>	h <sub>4</sub>	d <sub>4</sub>
63SBF2	19.05	33.9	24.4	36.4	12.0	13.0	M 8



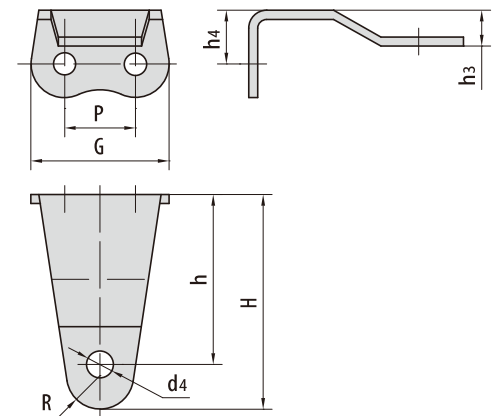
# 侧弯链附件

## Side bow chains attachments

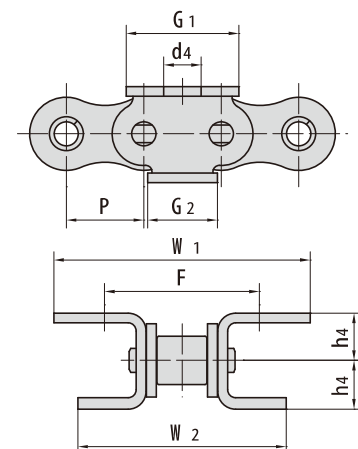
东华链号 Donghua Chain No.	P	G	F	W	T	h <sub>4</sub>	d <sub>4</sub>
	mm	mm	mm	mm	mm	mm	mm
08BSBA1F1	12.700	11.50	27.00	38.0	1.60	8.65	5.3
08BSBK1	12.700	18.10	25.40	39.6	1.60	8.00	6.0
40SBA1F3	12.700	9.50	38.00	50.0	1.50	8.0	4.2
40SBA1F4	12.700	18.10	27.40	39.4	1.50	8.0	4.2
40SBF6	12.700	18.00	26.40	42.4	1.50	9.00	4.2
40SBK1	12.700	9.50	25.40	35.2	1.50	7.90	3.4
43SBA1F1	12.700	9.50	25.40	35.2	1.50	7.9	3.4
10BA1F3SB	15.875	13.00	32.40	51.2	1.70	10.5	6.0
10BA1F5SB	15.875	14.29	31.80	46.2	1.70	10.3	6.0
50SBA1	15.875	12.70	31.75	46.2	2.03	10.3	5.5
60SBK1	19.050	15.90	38.10	56.3	2.42	11.9	5.5
C 2050SBK0F1	31.750	12.70	-	43.6	2.03	7.4	-
C 2050SBK0F2	31.750	15.00	-	35.0	2.03	7.4	-
C 2050SBK1	31.750	23.80	31.80	44.6	2.03	11.1	5.5



东华链号 Donghua Chain No.	P	G	h	H	h <sub>3</sub>	h <sub>4</sub>	d <sub>4</sub>	R
	mm	mm	mm	mm	mm	mm	mm	mm
06BSBF1	9.525	17.73	25.4	30.20	5.2	7.7	3.0	4.80
50SBF1	15.875	30.97	38.1	48.10	8.0	12.0	6.7	7.50
50SBF4	15.875	30.88	45.2	53.67	7.0	12.5	6.5	8.47
50SBF9	15.875	29.00	39.1	48.10	9.5	12.5	5.2	9.00



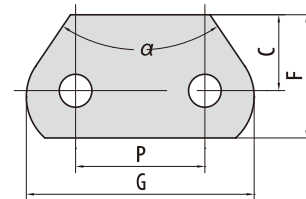
东华链号 Donghua Chain No.	P	G <sub>1</sub>	G <sub>2</sub>	F	W <sub>1</sub>	W <sub>2</sub>	h <sub>4</sub>	d <sub>4</sub>
	mm	mm	mm	mm	mm	mm	mm	mm
60SBF3	19.05	27.7	17.2	38	63	51.8	11.62	9.2



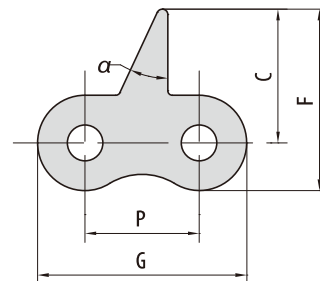
## 侧弯链附件

Side bow chains attachments

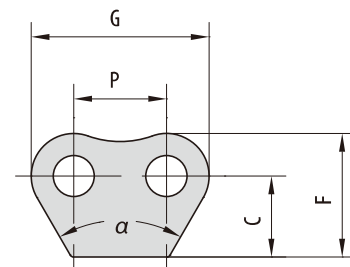
东华链号 Donghua Chain No.	P	G	C	F	$\alpha$
	mm	mm	mm	mm	
P63SBF1	63.0	111	37	60	68°



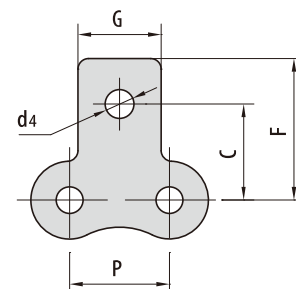
东华链号 Donghua Chain No.	P	G	C	F	$\alpha$
	mm	mm	mm	mm	
08BSB-1STCF1-2	12.7	23.3	14.9	20.2	25°



东华链号 Donghua Chain No.	P	G	C	F	$\alpha$
	mm	mm	mm	mm	
40SBA1F5	12.7	24.4	11.1	16.95	60°

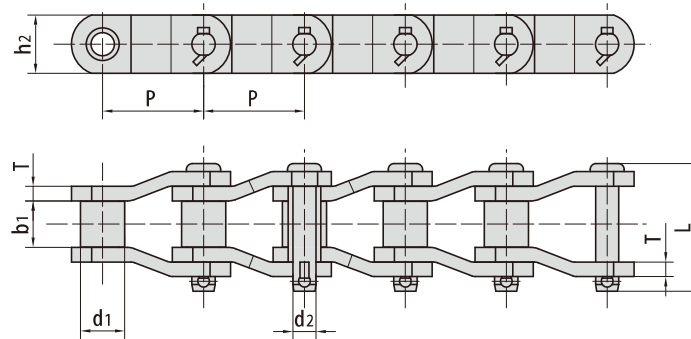


东华链号 Donghua Chain No.	P	G	C	F	d4
	mm	mm	mm	mm	
43SBSA1	12.700	9.5	12.7	19.05	3.4
10BSBF1	15.875	24.0	16.0	24.20	5.8
63SBF7SA1	19.050	15.9	18.3	27.00	5.5



## 重载传动用弯板链

### Heavy duty cranked-link transmission chains



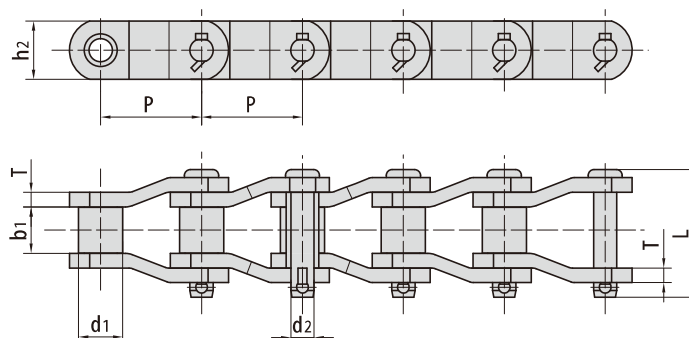
东华链号 Donghua Chain No.	节距 Pitch	滚子直径 Roller diameter	内节内宽 Width between inner plates	销轴直径 Pin diameter	销轴长度 Pin length	链板高度 Plate depth	链板厚度 Plate thickness	抗拉强度 Tensile strength	平均抗拉强度 Average tensile strength	每米长重 Weight per meter
	P	d <sub>1</sub> max	b <sub>1</sub> min	d <sub>2</sub> max	L max	h <sub>2</sub>	T	Q <sub>min</sub>	Q <sub>0</sub>	q
	mm	mm	mm	mm	mm	mm	mm	kN/bf	kN	kg/m
MXS432	42.01	22.23	25.40	11.10	57.9	28.50	4.8	80.80/18363	88.0	5.65
1409F1	44.45	25.40	25.40	13.97	65.9	43.20	6.3	217.00/48782	238.7	9.65
R3112	50.80	28.70	31.00	14.20	73.9	41.40	6.4	168.90/38385	185.0	10.70
R3112F1	50.80	28.70	31.00	15.06	79.5	41.40	7.9	195.60/18363	225.0	12.23
SS2065	50.80	28.58	32.50	15.05	79.5	38.00	7.9	220.00/49998	242.0	12.14
2010	63.50	31.75	38.10	15.90	89.0	47.80	7.9	250.00/56818	275.0	13.53
2010H	63.50	31.75	31.75	15.88	97.0	41.50	9.5	250.00/56818	275.0	11.91
2010SH	63.50	31.75	38.10	15.88	97.0	41.50	9.5	300.00/68181	330.0	12.00
*SS588F4	66.27	22.23	30.40	11.11	60.0	32.00	4.8	90.00/20454	103.0	5.05
MXS882	66.27	22.23	28.58	11.10	68.5	28.50	6.4	115.60/26272	124.8	5.30
SS588	66.27	22.23	28.60	11.11	63.7	28.60	6.4	130.00/29545	144.0	5.46
SS588F1	66.27	22.23	27.00	11.11	62.0	28.60	6.4	88.90/20205	97.8	5.39
SS588F2	66.27	22.23	27.00	9.53	59.0	25.40	5.6	84.46/19195	91.2	4.26
*MXS882F2	66.27	22.23	28.58	11.10	66.6	28.50	6.4	115.60/25987	124.8	5.39
MXS882F1	66.27	22.10	28.58	11.10	68.5	28.50	6.4	110.00/24728	121.0	5.39
SS588F7	66.27	22.35	26.90	11.20	60.0	28.70	4.8	80.00/17984	88.0	4.52
*MX603	76.20	22.50	38.00	14.00	88.0	40.00	8.0	147.00/33408	161.0	9.20
*MXS3011F1	77.90	31.75	39.60	19.05	100.0	57.00	9.7	407.50/18363	468.0	17.68
2512(MXS3011)	77.90	41.28	39.60	19.05	100.0	57.00	9.7	340.00/77272	489.3	18.40
2512F2	77.90	41.28	38.50	19.05	103.4	60.00	10.0	400.00/90909	420.0	20.28
2512F3	77.90	41.28	40.00	18.60	104.2	46.70	11.0	340.00/77271	391.0	18.15
2512F4	77.90	41.28	39.60	19.05	110.0	60.00	12.0	407.50/92612	468.0	23.60
SS568H	77.90	41.30	39.70	19.05	97.6	57.00	9.5	460.00/103408	515.0	19.80
SS568HF2	77.90	31.75	39.70	19.05	98.5	57.00	9.5	447.00/101588	491.0	16.90
SS568HF3	77.90	41.30	39.70	19.05	104.1	57.00	11.0	489.30/111203	562.0	20.85
SS568HF4	77.90	41.30	39.70	19.05	100.0	57.00	10.0	490.00/110152	539.0	19.80
2510	78.10	31.75	36.90	16.00	94.8	40.00	8.0	271.00/61590	292.6	10.72
2510F1	78.10	31.75	36.60	16.00	88.9	38.10	8.0	124.50/28295	137.0	9.93
2510F2	78.10	31.75	36.60	15.75	88.0	38.10	8.0	225.00/51135	248.0	11.70
2510H	78.10	31.75	36.90	16.50	95.3	45.00	9.5	280.40/63727	302.8	12.70

\*套筒链：表中滚子直径d<sub>1</sub>为套筒直径

\*Bush chain: d<sub>1</sub> in the table indicates the external diameter of the bush.

## 重载传动用弯板链

Heavy duty cranked-link transmission chains



东华链号 Donghua Chain No.	节距 Pitch	滚子直径 Roller diameter	内节内宽 Width between inner plates	销轴直径 Pin diameter	销轴长度 Pin length	链板高度 Plate depth	链板厚度 Plate thickness	抗拉强度 Tensile strength	平均抗拉强度 Average tensile strength	每米长重 Weight per meter
	P	d <sub>1 max</sub>	b <sub>1 min</sub>	d <sub>2 max</sub>	L <sub>max</sub>	h <sub>2</sub>	T	Q <sub>min</sub>	Q <sub>0</sub>	q
	mm	mm	mm	mm	mm	mm	mm	kN/bf	kN	kg/m
MXS3075	78.100	31.75	38.10	16.46	93.50	44.50	9.70	334.0/75907	365.8	13.45
MXS3075F1	78.100	33.00	38.10	16.46	94.50	44.50	9.70	334.0/75907	365.8	14.00
MXS3075F1SH	78.100	33.00	38.10	16.46	94.50	44.50	9.70	360.0/81817	414.0	13.96
MXS3075F2	78.100	31.75	38.10	17.81	90.00	45.00	8.00	333.2/75726	365.8	12.20
MXS3075F3	78.100	33.30	38.10	16.46	94.50	44.50	9.70	334.0/75908	384.0	14.00
MXS3075F4	78.100	33.30	38.10	17.15	94.50	44.50	9.70	360.0/81817	414.0	14.00
2510F3	78.100	31.75	38.10	16.00	87.10	38.10	7.90	194.0/43611	213.5	10.42
2510F5	78.100	31.75	38.10	15.88	86.00	38.10	7.90	194.0/43611	213.5	10.37
SS40HF2	78.100	31.75	38.10	16.00	87.50	38.10	8.00	236.0/53053	259.6	10.00
SS40H(P)	78.110	31.75	38.10	15.88	97.00	41.50	9.50	250.0/56818	280.0	12.60
DHAPBPF1	78.110	31.75	38.10	16.51	94.50	39.70	9.52	250.0/56200	275.0	12.53
MXS3075F6	78.110	31.75	38.10	16.46	92.50	44.50	9.70	250.0/56200	275.0	13.60
P78.18F1	78.180	33.00	40.00	17.81	102.00	45.00	10.00	333.2/74903	365.8	14.87
3125	79.370	41.27	39.70	20.32	101.60	57.20	9.50	347.1/78885	400.0	20.10
3125F2	79.370	41.27	41.30	20.32	105.00	57.20	9.50	481.2/109362	529.0	20.44
3125HF1	79.370	43.00	41.00	22.23	108.00	57.20	11.00	400.0/90908	500.0	23.25
2814	88.900	44.45	36.60	22.23	117.60	58.00	12.70	471.0/105955	622.7	25.70
2814F1	88.900	44.45	36.90	22.23	117.60	60.00	13.50	556.0/126358	611.0	24.20
2814F2	88.900	44.45	38.60	22.23	119.60	58.00	12.70	559.0/127040	614.9	25.40
2814F3	88.900	44.45	38.60	24.00	120.00	58.00	14.00	559.0/125663	614.9	26.00
2814F4	88.900	44.45	36.50	22.35	108.30	57.15	12.70	471.0/105881	507.6	23.30
DHE238R	88.900	44.45	38.10	22.12	112.80	57.15	12.70	445.0/100036	490.0	24.67
RO1644F2	95.250	44.45	38.10	23.88	119.00	60.30	14.30	722.0/162306	794.0	28.14
RO1644F1	96.000	44.80	39.00	23.80	119.00	60.00	14.00	530.0/120453	609.0	27.45
*MX604	101.600	25.00	57.00	16.00	117.00	50.00	10.00	227.0/51590	261.0	13.63
*MX704	101.600	30.00	57.00	18.00	125.50	55.00	12.00	280.0/62944	308.0	18.99
DHAPMP	103.040	44.53	50.80	22.20	125.50	57.15	12.70	500.0/112400	550.0	24.27
DHAPMPH	103.040	44.53	50.80	25.40	139.70	60.30	16.00	787.4/177000	870.0	30.00
SB1254	103.124	45.21	30.48	23.81	107.95	57.15	12.70	400.0/90908	460.0	22.67
SB1254F1	103.124	45.21	30.48	23.81	108.00	63.50	12.70	400.0/89920	460.0	24.50
3214	103.200	44.45	48.00	22.00	123.50	55.00	13.00	476.0/108180	514.0	23.60
3214F1	103.200	44.45	49.20	23.90	129.00	60.00	14.00	666.4/151450	700.0	26.70
3214F2	103.200	44.45	39.70	19.05	97.60	57.20	9.50	456.0/103635	500.0	17.67

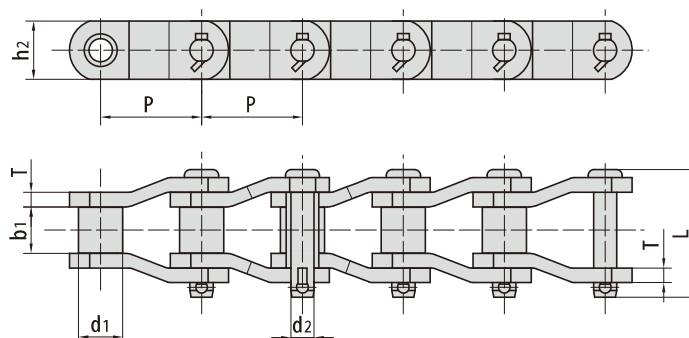
\*套筒链：表中滚子直径d1为套筒直径

\*Bush chain: d<sub>1</sub> in the table indicates the external diameter of the bush.



## 重载传动用弯板链

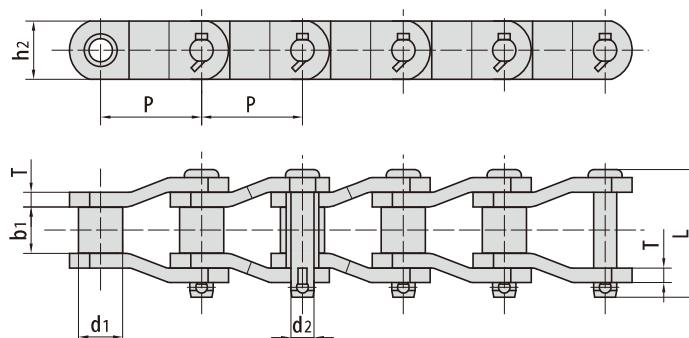
### Heavy duty cranked-link transmission chains



东华链号 Donghua Chain No.	节距 Pitch	滚子直径 Roller diameter	内节内宽 Width between inner plates	销轴直径 Pin diameter	销轴长度 Pin length	链板高度 Plate depth	链板厚度 Plate thickness	抗拉强度 Tensile strength	平均抗拉强度 Average tensile strength	每米长重 Weight per meter
	P	d1 max	b1 min	d2 max	L max	h2	T	Q <sub>min</sub>	Q <sub>0</sub>	q
	mm	mm	mm	mm	mm	mm	mm	kN/bf	kN	kg/m
3214F3	103.200	46.00	49.20	23.90	123.50	60.00	13.0	539.0/122498	619.0	26.16
M X S 1242	103.200	44.45	49.20	22.23	124.50	57.00	12.8	566.4/127327	623.0	24.63
M X S 1242F1	103.200	44.45	55.00	22.23	128.80	57.00	12.8	623.0/141589	716.0	24.16
SS 124	103.200	44.45	49.20	22.23	127.20	57.00	12.7	560.0/127272	590.0	22.57
3214F5	103.200	44.45	49.00	23.23	137.0	58.70	16.0	686.0/154213	720.3	30.00
3214F6	103.200	44.45	49.20	26.80	130.0	76.20	14.5	750.0/168600	787.5	32.90
DHAP MPF1	103.200	44.45	50.80	22.23	125.2	57.15	12.7	560.0/125888	616.0	24.37
3315	103.450	45.24	49.30	23.85	130.00	63.50	14.2	550.0/125000	756.2	27.71
3315F1	103.450	45.24	47.60	23.85	134.00	60.00	15.0	650.0/147725	747.0	27.34
3315F2	103.450	50.00	49.30	25.00	142.50	63.50	16.0	620.0/140907	713.0	32.50
SH 1245	103.450	45.30	49.60	23.80	130.00	60.00	14.5	722.0/164084	794.0	31.00
SS 1245	103.450	45.20	49.60	23.80	129.40	60.00	14.5	550.0/125000	605.0	31.19
SS 1245F1	103.450	45.20	49.60	25.60	132.30	60.00	14.5	530.0/120453	609.0	28.53
SS 1245F2	103.450	46.20	52.00	23.80	139.20	60.00	16.0	530.0/120453	609.0	31.15
3315F3	103.450	45.24	49.20	23.85	131.0	60.30	14.3	550.0/123640	594.0	27.70
SS 1245F3	103.450	45.20	49.60	23.80	130.0	60.00	14.5	722.0/162306	794.0	31.19
SS 1245F4	103.450	45.20	49.30	23.80	130.3	60.00	14.5	550.0/123640	594.0	28.40
3217F1	103.880	47.60	49.20	28.05	130.0	84.00	14.0	880.0/197824	950.4	35.60
3618	114.300	57.15	52.30	27.97	138.00	79.20	14.2	760.0/172727	978.6	41.20
3618F1	114.300	57.15	50.80	27.71	134.6	75.00	14.0	850.0/191080	918.0	28.50
SS 635H	114.300	57.20	52.40	27.94	137.00	76.20	14.5	760.0/172727	836.0	37.80
SS 635HF2	114.300	57.20	52.40	27.94	137.00	76.20	14.5	964.0/219085	1060.4	37.90
SS 635HF3	114.300	57.20	52.40	27.94	149.0	76.20	17.5	964.0/216707	1060.0	43.60
SS 635HF5	114.300	57.20	52.40	29.00	143.0	76.20	16.0	800.0/179840	864.0	39.80
SS 635HF6	114.300	57.15	52.40	27.94	133.4	76.20	14.5	850.0/191080	918.0	38.30
4020	127.000	63.50	69.90	31.78	165.7	88.90	15.7	987.0/224300	1379.0	48.60
4020F1	127.000	63.50	68.30	31.78	168.1	90.00	17.0	1100.0/249997	1265.0	50.60
4020F2	127.000	69.85	68.30	35.05	173.0	95.25	19.0	1100.0/249997	1265.0	59.08
4020F3	127.000	63.50	69.90	34.93	176.0	91.00	19.0	1410.0/320450	1551.0	58.40
4020HF1	127.000	63.50	69.90	34.93	176.0	88.90	19.0	1300.0/295451	1495.0	54.50

## 重载传动用弯板链

Heavy duty cranked-link transmission chains



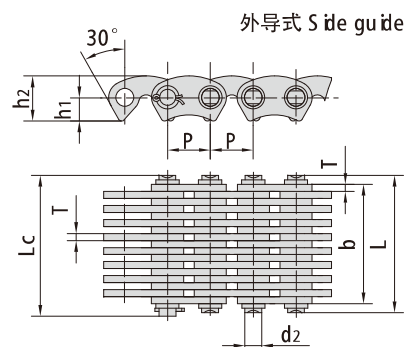
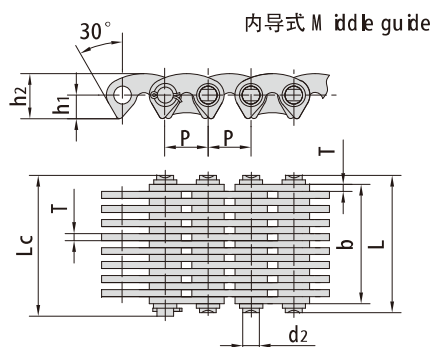
东华链号 Donghua Chain No.	节距 Pitch	滚子直径 Roller diameter	内节内宽 Width between inner plates	销轴直径 Pin diameter	销轴长度 Pin length	链板高度 Plate depth	链板厚度 Plate thickness	抗拉强度 Tensile strength	平均抗拉强度 Average tensile strength	每米长重 Weight per meter
	P	d1 max	b1 min	d2 max	L max	h2	T	Q <sub>m</sub> min	Q <sub>0</sub>	q
	mm	mm	mm	mm	mm	mm	mm	kN/bf	kN	kg/m
4020HF2	127.000	63.50	65.02	34.93	171.0	88.90	19.0	1300.0/295451	1430.0	38.58
4020SHF1	127.000	63.50	69.90	31.78	165.7	88.90	15.7	1333.0/302905	1532.0	48.60
R01205	127.000	63.50	65.00	31.75	147.6	82.50	14.2	872.0/198177	955.0	42.93
4020F5	127.000	63.50	65.60	34.93	168.6	91.00	19.00	1300.0/292240	1430.0	57.00
4020F6	127.000	63.50	69.90	31.78	158.8	88.90	15.70	1220.0/274256	1342.0	50.90
4020HF4	127.000	63.50	62.00	35.00	166.6	88.90	19.00	1250.0/281000	1375.0	57.45
4020SHF2	127.000	63.50	69.90	32.00	164.3	90.00	16.00	1330.0/298984	1463.0	52.10
DH1605F1	127.000	63.50	65.10	35.00	169.5	88.90	19.05	860.0/193328	946.0	55.80
4424F1	139.700	76.20	76.30	38.05	188.0	101.60	19.00	1680.0/377664	1764.0	70.26
DH5500A	139.700	76.35	76.30	38.05	188.0	101.60	19.00	1400.0/314720	1540.0	68.12
P140F3	140.000	65.00	80.00	36.00	191.0	90.00	20.00	1176.0/264365	1293.6	64.24
2184	152.400	76.20	35.00	22.20	96.0	51.00	9.5	330.0/75000	378.0	18.17
4824	152.400	76.20	74.60	38.10	186.0	100.00	20.0	1600.0/363632	1868.3	69.80
6060	152.400	88.90	101.00	47.63	228.7	114.30	22.0	1700.0/386359	1955.0	97.59
DH6042F1	152.400	76.35	76.30	38.05	188.0	101.60	19.0	1400.0/318178	1610.0	58.36
R06042F1	152.400	76.20	76.30	44.00	184.0	120.00	19.0	1500.0/340900	1600.0	63.60
4824F1	152.400	76.20	76.20	38.10	187.6	100.00	20.00	1600.0/359680	1700.0	69.90
6060F3	152.400	88.90	77.00	47.63	204.7	114.30	22.00	1350.0/303480	1485.0	89.77
DH6042F2	152.400	76.20	76.20	38.05	188.0	101.60	19.05	1880.0/422624	2068.0	57.80
DH6042F3	152.400	76.20	76.30	38.10	182.3	101.60	19.00	1646.0/370021	1728.3	68.12
DH6042F4	152.400	76.20	76.20	38.10	179.4	120.00	19.05	1500.0/337200	1600.0	78.10
DH6042F5	152.400	76.20	76.20	41.00	195.2	106.00	23.00	1500.0/337200	1600.0	77.08
DH6042F6	152.400	76.35	76.20	38.05	186.0	101.60	19.00	1333.0/300000	1466.3	59.40
P153	153.619	34.93	53.98	17.48	107.0	44.50	9.5	150.0/34090	165.0	10.90
#P153F1	153.619	34.93	53.98	17.48	100.0	44.50	8.0	150.0/34090	165.0	9.74
#P153F2	153.619	34.93	53.98	17.48	100.0	44.50	8.0	150.0/34090	165.0	9.80
5628	177.800	88.90	82.60	44.45	210.0	133.00	22.0	1890.0/429540	2173.0	99.50
5628F1	177.800	88.90	82.60	44.45	210.0	127.00	22.0	2224.0/505448	2557.0	96.80
5628F4	177.800	89.00	81.00	47.00	225.0	129.50	24.75	2444.8/550000	2640.0	104.00

#表示链板带中孔

#Indicate with hole at plate center

# 齿形链 Inverted tooth chains

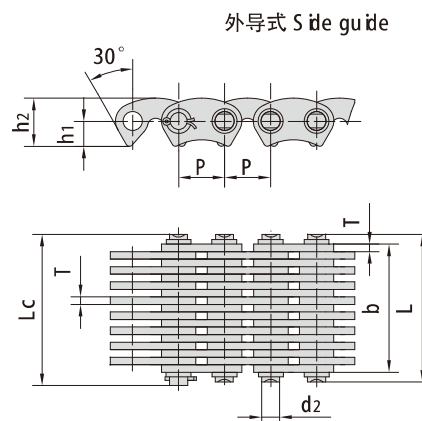
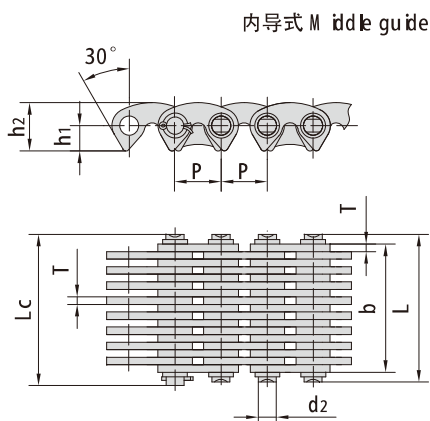
## 外接式齿形链 Flank contact silent chains



GB 链号 GB Chain No.	节距 Pitch	链宽 Chain width	销轴直径 Pin diameter	销轴长度 Pin length		孔中心到齿尖 距离 Distance from hole center to tooth	链板高度 Plate depth	链板厚度 Plate thickness	导向型式 Guide type	片数 Number of plates	抗拉强度 Tensile strength	平均抗拉强度 Average tensile strength	每米长重 Weight per meter
	P	b <sub>min</sub>	d <sub>2max</sub>	L <sub>max</sub>	L <sub>cmax</sub>	h <sub>1</sub>	h <sub>2max</sub>	T <sub>max</sub>		n	Q <sub>min</sub>	Q <sub>0</sub>	q
	mm	mm	mm	mm	mm	mm	mm	mm			kN/bf	kN	kg/m
SC3	9.525	10.5	3.95	15.8	17.5	5.3	10.0	1.5	外(Outside)	7	8.0/1798	8.9	0.48
		13.5		18.5	20.0				外(Outside)	9	10.0/2272	11.2	0.60
		16.5		21.5	23.0				外(Outside)	11	12.5/2840	14.0	0.73
		19.5		24.5	26.0				外(Outside)	13	15.0/3409	16.8	0.85
		22.5		27.5	29.0				外(Outside)	15	17.5/3997	19.6	1.00
		28.5		33.5	35.0				内(Inside)	19	22.5/5114	25.2	1.26
		34.5		39.5	41.5				内(Inside)	23	27.5/6182	30.8	1.60
		37.5		42.5	44.0				内(Inside)	25	30.0/6744	33.6	1.73
		40.5		45.5	47.5				内(Inside)	27	32.5/7306	36.4	1.86
		43.5		48.5	50.2				内(Inside)	29	35.0/7868	39.2	1.99
SC4	12.700	46.5	5.08	51.5	53.0	7.0	13.5	1.5	内(Inside)	31	37.0/8318	41.4	2.12
		19.5		24.5	26.0				外(Outside)	13	23.4/5318	26.2	1.15
		22.5		27.5	29.0				外(Outside)	15	27.4/6227	30.6	1.33
		25.5		30.5	32.0				外(Outside)	17	31.3/7114	35.0	1.50
		28.5		33.5	35.0				内(Inside)	19	35.2/8000	39.4	1.68
		34.5		39.5	41.0				内(Inside)	23	43.0/9772	48.1	2.04
		40.5		45.5	47.0				内(Inside)	27	50.8/11364	56.8	2.39
		46.5		51.5	53.0				内(Inside)	31	58.6/13318	65.6	2.74
		52.5		57.5	59.0				内(Inside)	35	66.4/15091	74.3	3.10
		61.5		67.8	69.5				内(Inside)	41	78.2/17579	86.8	3.68
SC5	15.875	22.0	5.92	29.0	30.2	8.7	16.7	2.0	内(Inside)	11	32.6/7328	36.1	1.62
		26.0		33.0	34.2				内(Inside)	13	39.0/8767	43.2	1.92
		30.0		37.0	38.2				内(Inside)	15	45.6/10364	50.6	2.21
		34.0		41.0	42.2				内(Inside)	17	52.1/11712	57.8	2.51
		38.0		45.0	46.2				内(Inside)	19	58.6/13318	65.0	2.80
		42.0		49.0	50.3				内(Inside)	21	65.1/14634	72.2	3.10
		46.0		53.0	54.2				内(Inside)	23	71.7/16295	79.5	3.39
		50.0		57.0	58.4				内(Inside)	25	75.0/16860	83.2	3.69
		54.0		61.0	62.4				内(Inside)	27	84.7/19250	94.0	3.99
		62.0		69.0	70.4				内(Inside)	31	97.7/22204	108.4	4.58
		66.0		73.0	74.4				内(Inside)	33	100.0/22480	111.0	4.88
		70.0		77.0	78.4				内(Inside)	35	111.0/24953	123.2	5.18
		78.0		85.0	86.4				内(Inside)	39	124.0/27875	137.6	5.77

# 齿形链 Inverted tooth chains

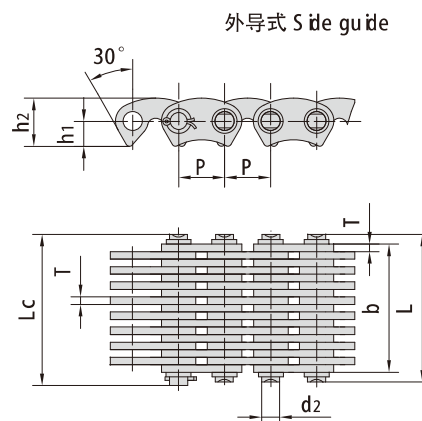
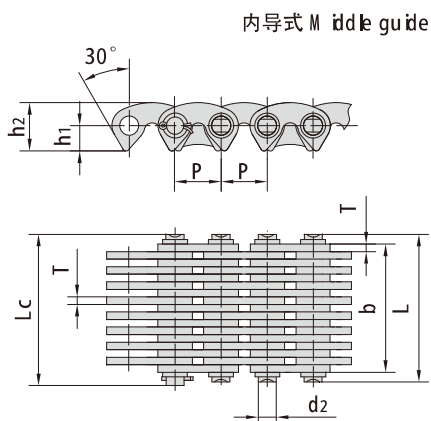
## 外接触式齿形链 Flank contact silent chains



GB 链号 GB Chain No.	节距 Pitch	链宽 Chain width	销轴直径 Pin diameter	销轴长度 Pin length		孔中心到齿尖 距离 Distance from hole center to tooth	链板高度 Plate depth	链板厚度 Plate thickness	导向型式 Guide type	片数 Number of plates	抗拉强度 Tensile strength	平均抗拉强度 Average tensile strength	每米长重 Weight per meter
	P	b	d2	L	Lc	h1	h2	T		n	Q <sub>m</sub>	Q <sub>0</sub>	q
	mm	mm	mm	mm	mm	mm	mm	mm			kN/bf	kN	
SC 6	19.050	26.0	6.90	33.0	34.8	8.7	16.7	2.0	内(Inside)	13	46.0/10341	51.0	2.46
		34.0		41.0	42.5				内(Inside)	17	62.5/14050	69.3	3.16
		38.0		45.0	46.5				内(Inside)	19	70.0/15909	77.6	3.37
		46.0		53.0	54.5				内(Inside)	23	86.0/19545	95.4	4.08
		50.0		57.8	59.6				内(Inside)	25	93.7/21064	104.0	4.59
		54.0		61.0	62.8				内(Inside)	27	102.0/23182	113.2	4.78
		58.0		65.8	67.6				内(Inside)	29	108.8/24458	120.7	5.30
		62.0		69.0	70.8				内(Inside)	31	117.0/26591	129.8	5.50
		66.0		73.8	75.6				内(Inside)	33	124.4/27965	138.0	6.01
		70.0		77.0	78.8				内(Inside)	35	133.0/30227	147.6	6.20
		74.0		82.5	84.5				内(Inside)	37	140.6/31607	156.0	6.83
		78.0		85.0	86.8				内(Inside)	39	149.0/33495	165.3	7.07
		86.0		93.0	94.8				内(Inside)	43	164.0/36867	182.0	7.79
		94.0		101.0	102.8				内(Inside)	47	180.0/40464	199.8	8.50
		126.0		133.0	135.0				内(Inside)	63	191.4/43027	212.4	11.38
		158.0		165.0	166.8				内(Inside)	79	240.0/53952	266.4	14.19
SC 8	25.400	27.0	8.90	34.0	36.0	10.5	20.0	2.0	内(Inside)	9	70.0/15736	77.7	3.36
		33.0		40.5	42.0				内(Inside)	11	78.1/17557	86.6	4.07
		45.0		52.0	53.5				内(Inside)	15	111.0/25227	123.2	5.31
		51.0		58.0	59.5				内(Inside)	17	125.0/28409	138.7	6.02
		57.0		64.0	65.5				内(Inside)	19	141.0/32045	156.5	6.37
		69.0		76.2	77.7				内(Inside)	23	172.0/39091	190.9	8.15
		81.0		88.2	89.7				内(Inside)	27	203.0/46163	225.3	9.57
		93.0		100.2	101.7				内(Inside)	31	235.0/53409	260.8	10.98

# 齿形链 Inverted tooth chains

## 外接触式齿形链 Flank contact silent chains



GB 链号 GB Chain No.	节距 Pitch	链宽 Chain width	销轴直径 Pin diameter	销轴长度 Pin length		孔中心到齿尖 距离 Distance from hole center to tooth	链板高度 Plate depth	链板厚度 Plate thickness	导向型式 Guide type	片数 Number of plates	抗拉强度 Tensile strength	平均抗拉强度 Average tensile strength	每米长重 Weight per meter
	P mm	b mm	d2 mm	L max mm	Lc max mm	h1 mm	h2 max mm	T max mm		n	Q <sub>m</sub> kN/bf	Q <sub>0</sub> kN	q kg/m
SC 10	31.750	57.0	10.84	66.6	69.6	17.5	33.4	3.0	内 (Inside)	19	165.0/37500	183.1	8.42
		63.0		70.2	72.0				内 (Inside)	21	156.0/35069	173.1	7.57
		69.0		78.6	81.6				内 (Inside)	23	201.0/45681	223.1	10.19
		75.0		82.2	84.0				内 (Inside)	25	187.5/42150	208.1	8.97
		81.0		88.2	89.7				内 (Inside)	27	203.0/46163	225.3	9.57
		87.0		94.2	96.0				内 (Inside)	29	219.0/49231	243.0	10.38
		93.0		102.6	105.6				内 (Inside)	31	273.0/62045	303.0	13.73
		99.0		106.7	108.2				内 (Inside)	33	245.0/55076	271.9	11.79
		105.0		114.6	117.6				内 (Inside)	35	310.0/70454	341.0	15.50
		105.0		112.2	113.7				内 (Inside)	35	266.0/59797	295.2	12.49
		111.0		119.2	120.5				内 (Inside)	37	274.0/61595	304.1	13.21
		117.0		126.6	129.6				内 (Inside)	39	346.0/78636	380.6	12.27
		117.0		124.2	125.7				内 (Inside)	39	297.0/66766	329.6	13.87
		135.0		142.5	144.5				内 (Inside)	45	334.0/75083	370.7	16.00
*SC 8F1	25.400	30.0	8.90	37.0	38.5	14.0	26.7	2.0	内 (Inside)	15	74.0/16635	81.4	3.74
		34.0		41.0	42.5				内 (Inside)	17	84.0/18883	92.4	4.22
		38.0		45.0	46.5				内 (Inside)	19	94.0/21131	103.4	4.69
		46.0		53.0	54.5				内 (Inside)	23	115.0/25852	126.5	5.64
		54.0		61.2	62.7				内 (Inside)	27	136.0/30573	149.6	6.59
		62.0		69.2	70.7				内 (Inside)	31	157.0/35294	172.7	7.54
		70.0		77.2	78.7				内 (Inside)	35	178.0/40014	195.8	8.49
		78.0		85.2	86.7				内 (Inside)	39	198.0/44510	217.8	9.44

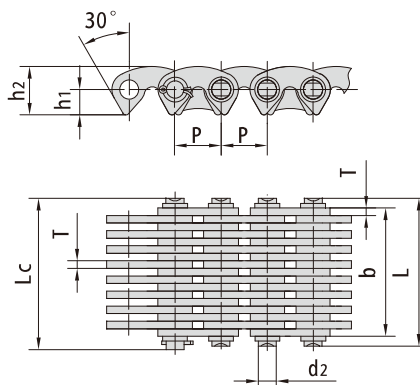
\*表示东华链号  
\*Indicate Donghua chain No.

# 齿形链

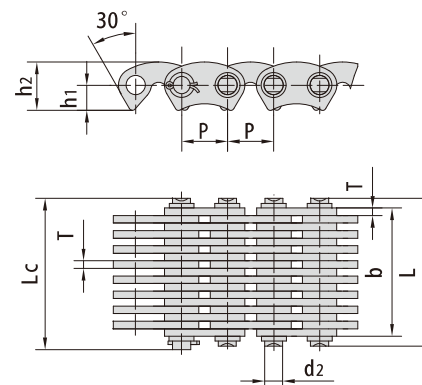
## Inverted tooth chains

### 内接触式齿形链 Crotch contact silent chains

内导式 Middle guide

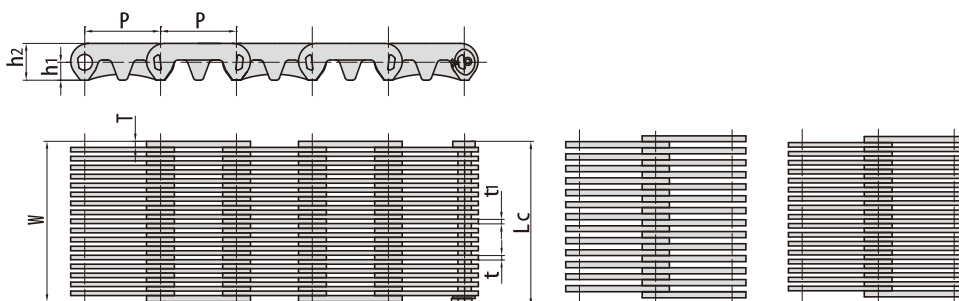


外导式 Side guide



东华链号 Donghua Chain No.	节距 Pitch	链宽 Chain width	销轴直径 Pin diameter	销轴长度 Pin length		孔中心到齿尖 距离 Distance from hole center to tooth	链板高度 Plate depth	链板厚度 Plate thickness	导向型式 Guide type	片数 Number of plates	抗拉强度 Tensile strength	平均抗拉强度 Average tensile strength	每米长重 Weight per meter
	P	b min	d2 max	L max	Lc max	h1	h2 max	T max		n	Q min	Q0	q
	mm	mm	mm	mm	mm	mm	mm	mm			kN/bf	kN	kg/m
C4-120	12.7	19.5	5.08	24.5	26.0	6.62	12.1	1.5	内(Inside)	13	20.0/4545	22.2	1.20
C4-123		22.5		27.5	29.0				内(Inside)	15	23.0/5227	25.5	1.37
C4-129		28.5		33.5	35.0				内(Inside)	19	28.5/6477	31.6	1.72
C4-132		31.5		36.5	38.0				内(Inside)	21	31.5/7159	34.9	1.89
C4-138		37.5		42.5	44.0				内(Inside)	25	38.0/8636	42.1	2.22
C4-150		49.5		54.5	56.0				内(Inside)	33	50.0/11363	55.5	2.90
C4-320	12.7	19.5	5.08	24.5	26.0	6.62	12.1	1.5	外(Outside)	13	20.0/4545	22.2	1.21
C4-323		22.5		27.5	29.0				外(Outside)	15	23.0/5227	25.5	1.38
C4-329		28.5		33.5	35.0				外(Outside)	19	28.5/6477	31.6	1.73
C4-332		31.5		36.5	38.0				外(Outside)	21	31.5/7159	34.9	1.90
C4-338		37.5		42.5	44.0				外(Outside)	25	38.0/8636	42.1	2.23

### 双节距齿形链 Double pitch silent chains

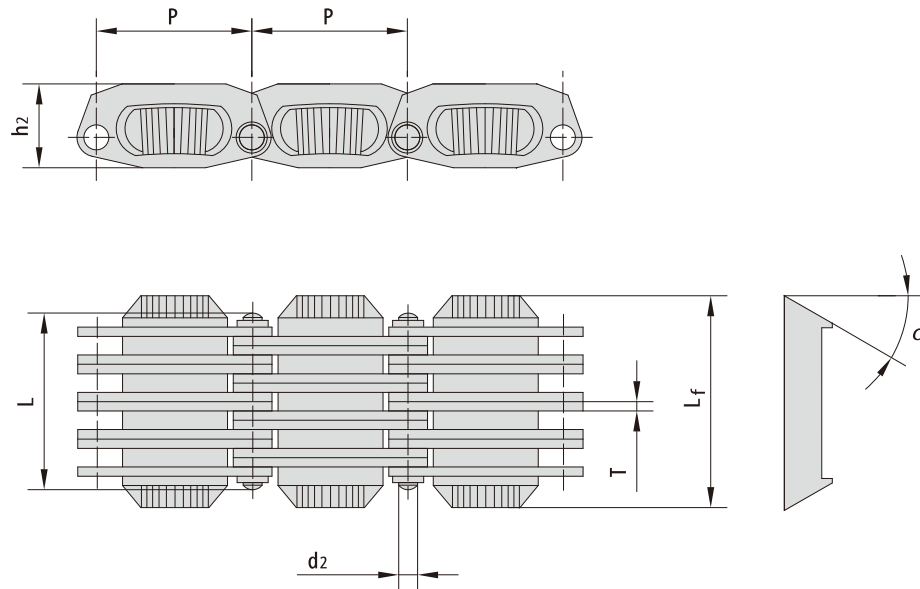


东华链号 Donghua Chain No.	节距 Pitch	链宽 Chain width	销轴长度 Pin length	链板高度 Plate depth		内节内宽 Plate thickness		导向型式 Guide type	片数 Number of plates	抗拉强度 Tensile strength	每米长重 Weight per meter
	P	b min	Lc max	h1	h2	t max	T max		n	Q min	q
	mm	mm	mm	mm	mm	mm	mm			kN/bf	kg/m
CL208F1-55.8N	25.4	55.8	55.8	6.2	12.6	2.0	1.5	内(Inside)	35(18X17)	66.4/14928	2.59
HV4TT-14X13N	25.4	55.8	55.8	6.2	12.6	2.0	2.0	内(Inside)	27(14X13)	66.4/14928	2.57



## 滑片式无级变速链

Self-tooth-forming chains(P.I.V chains)

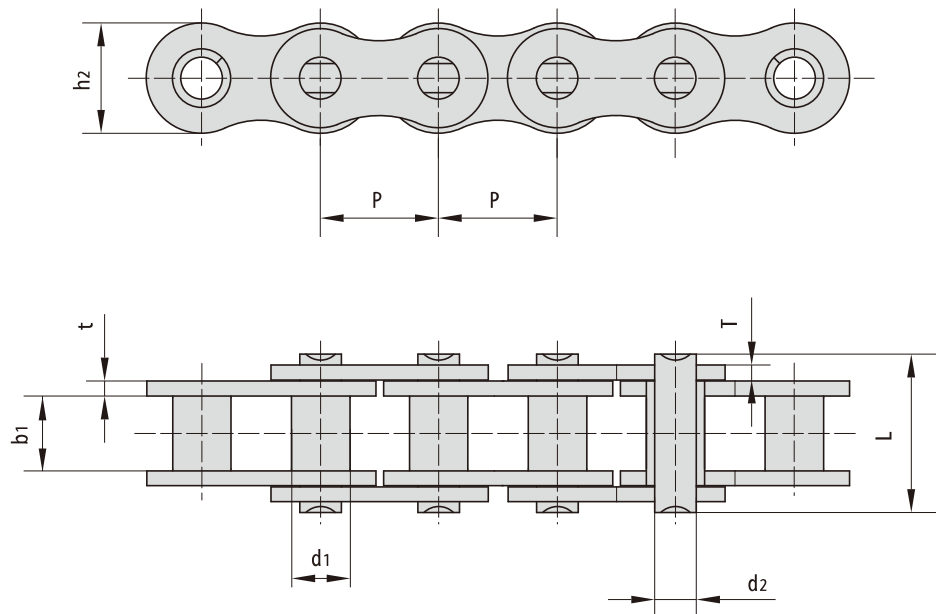


JB 链号 JB Chain No.	节距 Pitch	销轴直径 Pin diameter	销轴长度 Pin length	链板高度 Plate depth	链板厚度 Plate thickness	摩擦片长度 Width over friction plate	摩擦片斜角 Angle of friction plate	抗拉强度 Tensile strength	平均抗拉强度 Average tensile strength	每米长重 Weight per meter
	P	d <sub>2 max</sub>	L <sub>max</sub>	h <sub>2 max</sub>	T <sub>max</sub>	L <sub>f</sub>	α	Q <sub>min</sub>	Q <sub>0</sub>	q
	mm	mm	mm	mm	mm	mm		kN/bf	kN	kg/m
A <sub>0</sub>	18.75	3.00	19.5	9.5	1.0	24.0	15°	9.0/2045	9.9	1.00
A <sub>1</sub> (A <sub>2</sub> )	25.00	3.00	30.1	13.5	1.5	37.8	15°	21.0/4772	23.3	2.23
A <sub>3</sub>	28.60	3.00	35.3	16.0	1.5	44.2	15°	38.5/8750	42.7	3.04
A <sub>4</sub>	36.00	4.00	48.5	20.5	1.5	58.5	15°	61.5/13977	68.2	5.54
A <sub>5</sub>	36.00	4.00	60.5	20.5	1.5	70.0	15°	71.0/16136	78.8	6.70

# 摩托车链

## Motorcycle chains

发动机链条  
Engine chains



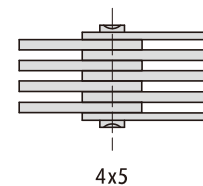
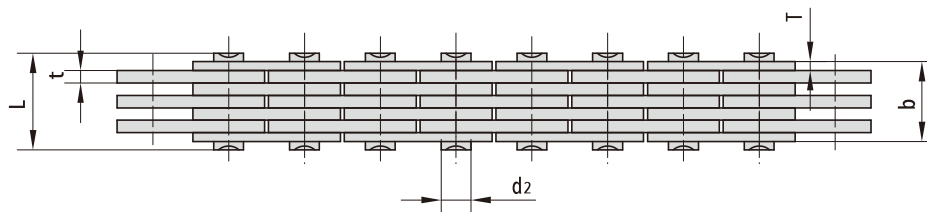
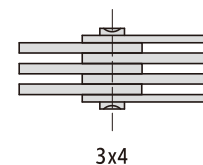
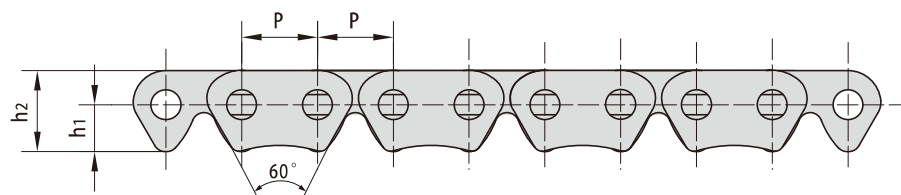
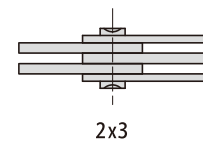
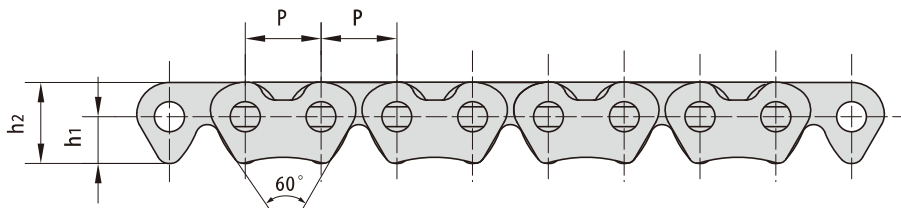
ISO 链号 ISO Chain No.	东华链号 Donghua Chain No.	节距 Pitch	套筒直径 Bush diameter	内节内宽 Width between inner plates	销轴直径 Pin diameter	销轴长度 Pin length	内链板高度 Inner plate depth	链板厚度 Plate thickness	抗拉强度 Tensile strength	平均抗拉强度 Average tensile strength	每米长重 Weight per meter
		$P$	$d_1$ max	$b_1$ min	$d_2$ max	$L$ max	$h_2$ max	$t/T$ max	$Q$ min	$Q_0$	$q$
		mm	mm	mm	mm	mm	mm	mm	kN/bf	kN	kg/m
-	25	6.350	3.30	3.18	2.31	7.90	6.00	0.80	3.5/795	4.6	0.15
25H	25H	6.350	3.30	3.18	2.31	8.90	6.00	1.04	4.8/1091	5.5	0.17
-	25H(E)	6.350	3.30	3.18	2.31	8.90	6.00	1.04	5.8/1304	6.4	0.18
-	25HF2	6.350	3.30	3.18	2.31	9.10	5.80	1.2/1.10	5.8/1304	6.4	0.19
-	25SHF1	6.350	3.30	3.18	2.01	8.95	5.90	1.04	4.8/1091	5.5	0.19
219H	219H	7.774	4.59	5.00	3.01	11.90	7.40	1.2/1.04	7.3/1641	8.0	0.28
-	*C 219H	7.774	4.59	5.00	3.01	11.90	7.40	1.2/1.04	7.3/1641	8.0	0.33
-	219HT	7.774	4.59	4.60	3.01	12.15	7.55	1.4/1.3	6.6/1483	7.2	0.33
-	219HF2	7.774	4.59	4.50	3.01	11.90	7.40	1.4/1.3	6.6/1483	7.2	0.31
-	219HF1	7.785	4.60	4.50	3.28	13.00	7.00	2.0/1.40	9.0/2024	9.8	0.37
270H	270H	8.500	5.00	4.75	3.28	13.15	8.45	1.8/1.40	10.8/2428	11.9	0.43

\*直链板  
\*Straight side plates

## 摩托车链 Motorcycle chains

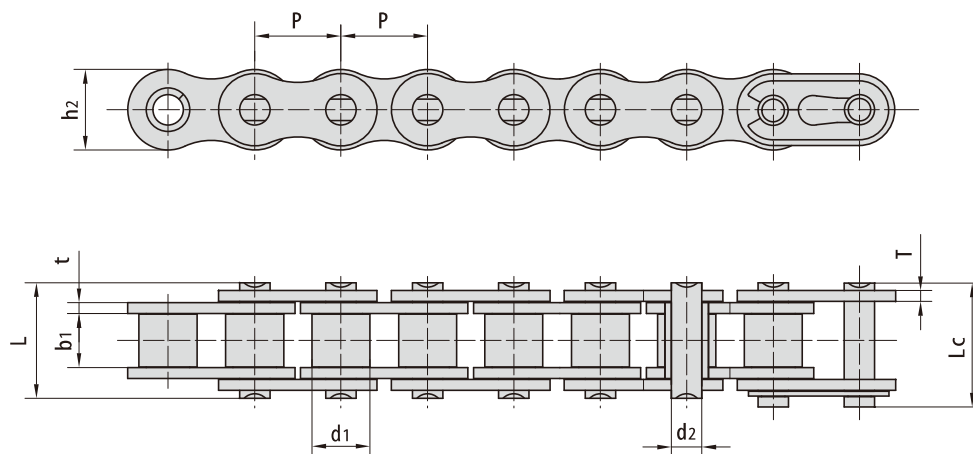
发动机静音链  
Engine silent chains

链板组合  
Plates lacing



东华链号 Donghua Chain No.	节距	链宽	销轴直径	销轴长度	孔中心到齿尖 距离	链板高度	链板厚度	导向形式	片数	抗拉强度	平均抗拉强度	每米长重
	Pitch	Chain width	P in diam eter	P in length	D istance from hole center to tooth	P late depth	P late thickness	Guide type	Num ber of plates	Tensile strength	Average tensile strength	W eight per meter
	P	b m ax	d <sub>2</sub> m in	L m ax	h <sub>1</sub>	h <sub>2</sub> m ax	t/T m ax		n	Q m in	Q <sub>0</sub>	q
	mm	mm	mm	mm	mm	mm	mm			kN /bf	kN	kg/m
CL04-2×3	6.35	4.35	2.50	6.05	3.94	6.80	1.04/0.75	外0 utside	5 (2×3)	5.19/1179	5.4	0.22
CL04-3×4	6.35	6.35	2.50	8.20	3.90	6.72	1.04/0.75	外0 utside	7 (3×4)	8.82/2004	9.2	0.28
CL04-4×5	6.35	9.40	2.50	10.90	3.90	6.72	1.04	外0 utside	9 (4×5)	11.76/2672	12.3	0.35

## 摩托车链 Motorcycle chains

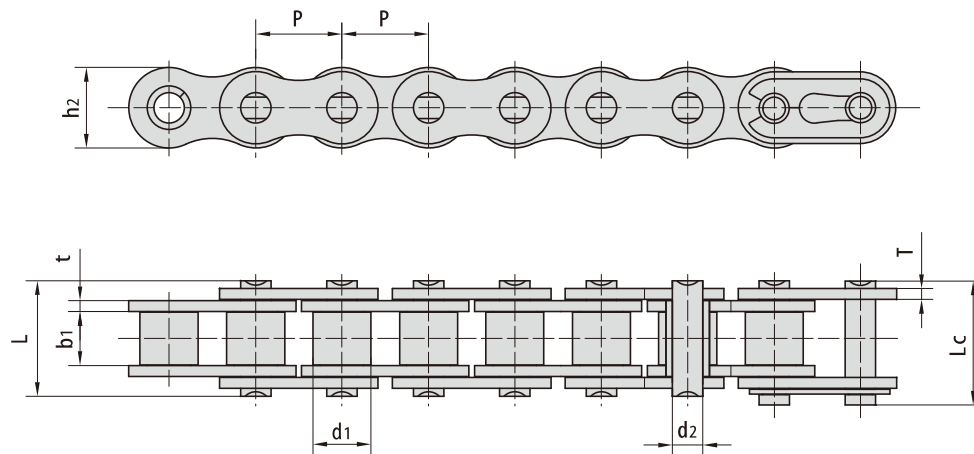


ISO 链号 ISO Chain No.	东华链号 Donghua Chain No.	节距 Pitch	滚子直径 Roller diameter	内节内宽 Width between inner plates	销轴直径 Pin diameter	销轴长度 Pin length		内链板高度 Inner plate depth	链板厚度 Plate thickness	抗拉强度 Tensile strength	平均抗拉强度 Average tensile strength	每米长重 Weight per meter
		P	d1 max	b1 min	d2 max	L max	Lc max	h2 max	t/T max	Q min	Q0	q
		mm	mm	mm	mm	mm	mm	mm	mm	kN/bf	kN	kg/m
-	*T3F	9.525	6.00	9.50	4.50	18.60	20.00	9.30	1.85/1.50	11.80/2653	13.6	0.61
420	420	12.700	7.77	6.25	3.96	14.70	16.10	12.00	1.50	16.00/3597	17.6	0.55
-	420F3	12.700	7.77	6.40	3.97	15.00	16.60	11.80	1.60/1.45	16.00/3597	17.6	0.64
-	420HF1	12.700	7.77	6.25	3.96	17.00	18.40	12.00	2.03	16.00/3597	17.6	0.76
-	420HT	12.700	7.77	6.25	3.96	17.00	-	12.00	2.03	21.40/4811	23.5	0.76
428	428	12.700	8.51	7.75	4.45	16.70	18.20	11.80	1.60	17.80/4002	19.6	0.70
-	428F1	12.700	8.51	7.94	4.50	16.70	18.05	11.80	1.60	17.15/3855	19.4	0.71
-	428DS	12.700	8.51	7.94	4.45	17.90	19.30	12.00	1.85	18.62/4186	21.0	0.76
428MH	428H	12.700	8.51	7.85	4.45	18.80	19.90	11.80	2.03	20.60/4631	23.4	0.79
-	428HF1	12.700	8.51	7.85	4.45	17.90	19.00	11.80	1.80	19.50/4384	20.7	0.74
-	428HSH	12.700	8.51	7.75	4.45	20.00	-	12.00	2.42	27.00/6070	29.4	0.89
-	428HF4	12.700	8.51	7.94	4.50	18.90	20.10	11.80	2.03	20.50/4609	23.4	0.82
-	428HD	12.700	8.51	7.85	4.45	18.80	19.90	11.80	2.03	20.60/4631	23.4	0.85
-	428F3	12.700	8.51	7.85	4.45	16.70	18.20	11.70	1.60	17.80/4002	19.6	0.77
-	428F4	12.700	8.51	7.85	4.45	16.70	18.20	11.80	1.60	17.80/4002	19.6	0.72

\*套筒链表中滚子直径d1为套筒直径。

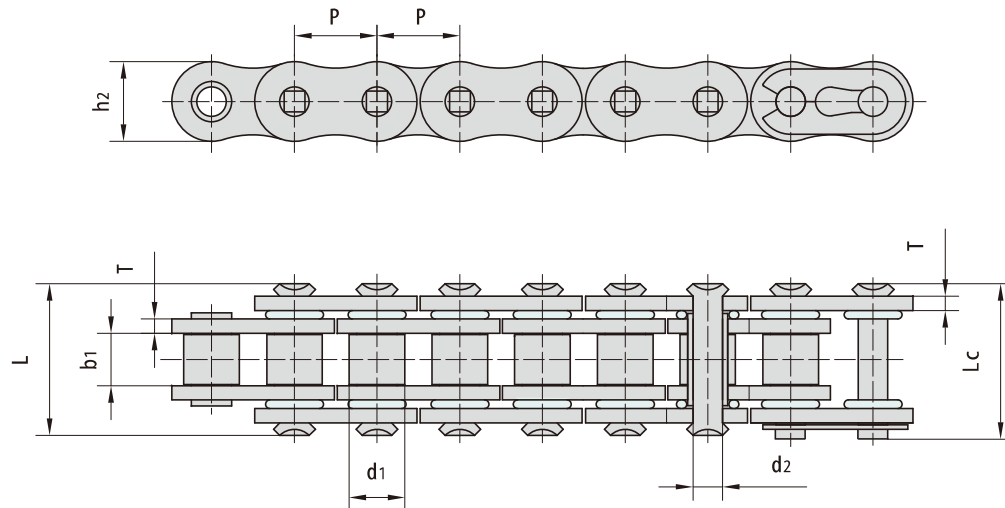
\*Bush chain d1 in the table indicates the external diameter of the bush.

## 摩托车链 Motorcycle chains



ISO 链号 ISO Chain No.	东华链号 Donghua Chain No.	节距 Pitch	滚子直径 Roller diameter	内节内宽 Width between inner plates	销轴直径 Pin diameter	销轴长度 Pin length		内链板高度 Inner plate depth	链板厚度 Plate thickness	抗拉强度 Tensile strength	平均抗拉强度 Average tensile strength	每米长重 Weight per meter
		$P$	$d_1$ max	$b_1$ min	$d_2$ max	$L$ max	$L_c$ max	$h_2$ max	$t/T$ max	$Q_{min}$	$Q_0$	$q$
		mm	mm	mm	mm	mm	mm	mm	mm	kN/bf	kN	kg/m
520	520	15.875	10.16	6.25	5.08	17.50	19.00	15.09	2.03	26.50/5957	29.7	0.89
-	520F2	15.875	10.16	6.35	5.24	17.50	19.05	15.09	2.03	26.50/5957	29.7	0.97
-	520F3	15.875	10.16	6.48	5.08	17.50	19.00	15.09	2.03	26.50/5957	29.7	0.89
520M H	520M H	15.875	10.22	6.25	5.25	19.00	21.20	15.30	2.20	30.50/6857	33.6	-
-	520H D	15.875	10.16	6.35	5.34	18.60	20.00	15.09	2.20	35.00/7868	38.5	1.04
525	525	15.875	10.16	7.95	5.08	19.30	20.70	15.09	2.03	26.50/5957	29.7	1.06
525M H	525M H	15.875	10.22	7.85	5.25	21.20	23.20	15.30	2.20	30.50/6857	33.6	-
-	525H F1	15.875	10.16	7.95	5.08	20.90	22.30	15.09	2.42	26.50/5957	29.7	1.20
530	530	15.875	10.16	9.40	5.08	20.70	22.20	15.09	2.03	26.50/5957	29.7	1.06
-	530S H	15.875	10.16	9.40	5.08	22.10	-	15.09	2.42	32.80/7374	33.5	1.24
-	520F12	15.875	10.16	6.25	5.25	17.60	-	15.00	2.03	29.43/6615	32.3	0.98
-	520H F7	15.875	10.22	7.80	5.30	21.35	-	15.30	2.8/2.42	40.00/8992	44.0	1.43
630	630	19.050	11.91	9.40	5.94	23.00	24.80	18.00	2.42	35.30/7936	38.8	-

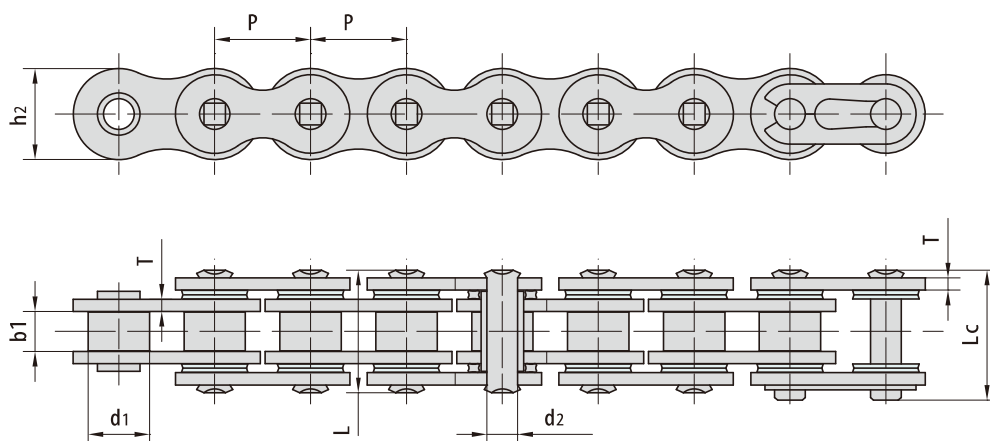
## O形密封圈摩托车链 O-Ring motorcycle chains



东华链号 Donghua Chain No.	节距 Pitch	滚子直径 Roller diameter	内节内宽 Width between inner plates	销轴直径 Pin diameter	销轴长度 Pin length		内链板高度 Inner plate depth	链板厚度 Plate thickness	抗拉强度 Tensile strength	平均抗拉强度 Average tensile strength	每米长重 Weight per meter
	P	d1 max	b1 min	d2 max	L max	Lc max	h2 max	T max	Q min	Q0	q
	mm	mm	mm	mm	mm	mm	mm	mm	kN/bf	kN	kg/m
420 O R	12.700	7.77	6.25	3.96	16.65	17.95	12.00	1.50	16.0/3599	17.00	0.62
420H O R	12.700	7.77	6.25	3.96	18.80	20.10	12.00	2.03	16.0/3599	17.00	0.74
428HVS	12.700	8.51	7.94	4.45	21.70	22.70	12.30	2.03	22.0/4946	23.00	0.85
50LD	15.875	10.16	9.53	5.08	23.40	24.60	15.09	2.03	22.2/5045	26.50	1.12
520 O R	15.875	10.16	6.70	5.30	21.20	22.30	15.09	2.20	32.0/7200	34.00	1.11
520F1 O R	15.875	10.16	6.25	5.30	21.20	22.30	15.09	2.20	32.0/7200	34.00	1.09
520F2 O R	15.875	10.16	9.65	5.30	24.10	25.50	15.09	2.20	32.0/7200	34.00	1.21
520V6	15.875	10.16	6.25	5.08	19.80	21.30	15.09	2.03	22.2/5045	26.50	0.96
520H O R	15.875	10.16	6.25	5.24	21.52	22.92	15.09	2.42	26.5/6022	29.60	1.26
525 O R	15.875	10.16	7.95	5.30	21.50	22.90	15.09	2.03	26.5/6022	29.60	1.30
525F1 O R	15.875	10.16	7.95	5.30	23.10	24.00	15.09	2.20	32.0/7200	34.00	1.16
520F14 O R	15.875	10.20	6.25	5.09	19.90	—	14.90	1.80	28.4/6391	30.60	0.92
525H O R	15.875	10.16	7.95	5.30	23.10	24.50	15.09	2.42	26.5/6022	29.60	1.44
530H O R	15.875	10.16	9.53	5.24	24.80	26.20	15.09	2.42	29.0/6524	30.00	1.39
630F1 O R	19.050	11.91	9.53	5.94	25.50	27.30	18.00	2.42	31.8/7149	35.00	1.50



## X形密封圈摩托车链 X-Ring motorcycle chains



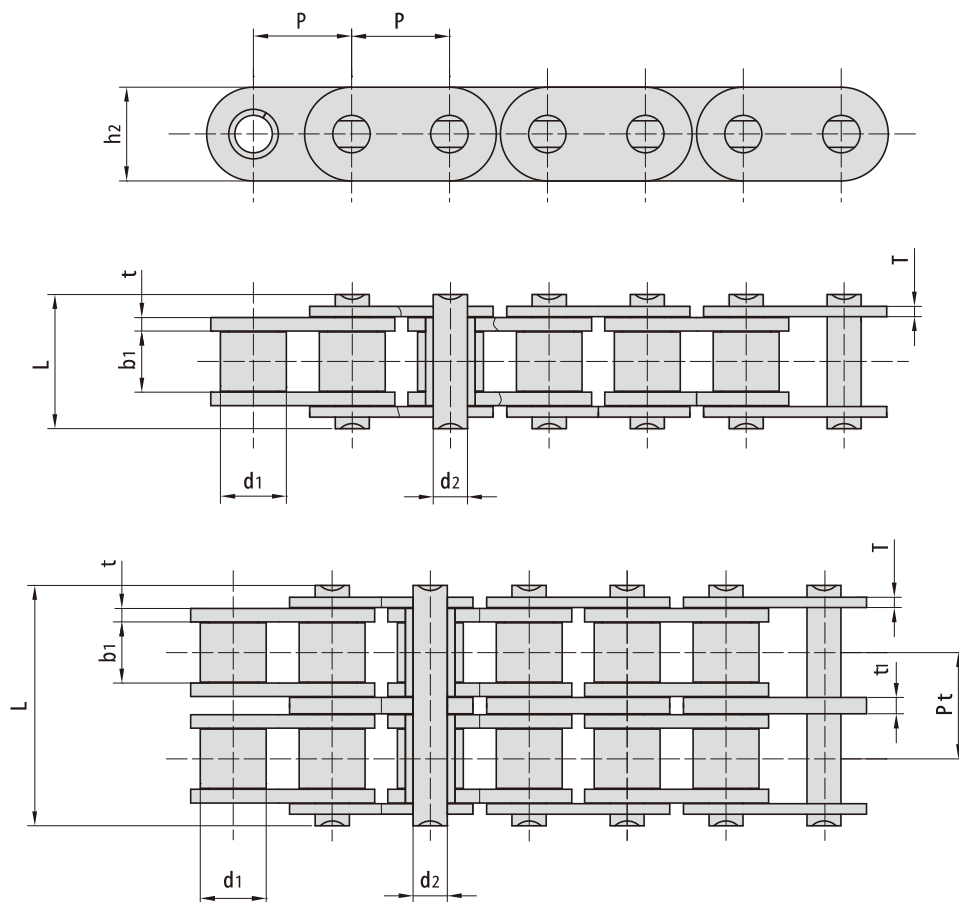
东华链号 Donghua Chain No.	节距 Pitch	滚子直径 Roller diameter	内节内宽 Width between inner plates	销轴直径 Pin diameter	销轴长度 Pin length		内链板高度 Inner plate depth	链板厚度 Plate thickness	抗拉强度 Tensile strength	平均抗拉强度 Average tensile strength	每米长重 Weight per meter
	P	d1 max	b1 min	d2 max	L max	Lc max	h2 max	T max	Q min	Q0	q
	mm	mm	mm	mm	mm	mm	mm	mm	kN/bf	kN	kg/m
520 XR	15.875	10.20	6.25	5.09	20.10	21.10	15.09	2.03	28.00/6294	29.4	1.00
520F9 XR	15.875	10.30	6.25	5.39	20.10	-	15.00	2.03	33.83/7605	35.5	1.00
520H XR	15.875	10.16	6.25	5.24	21.52	22.92	15.09	2.42	30.00/6744	31.5	1.28
525 XR	15.875	10.20	7.85	5.09	21.70	22.70	15.09	2.03	26.50/5957	27.8	1.07
525H XR	15.875	10.16	7.95	5.30	23.10	24.50	15.09	2.42	26.50/5957	27.8	1.44
525SH XR	15.875	10.30	7.85	5.39	23.26	-	15.00	2.42	38.25/8599	40.2	1.20
530H XR	15.875	10.16	9.53	5.24	24.80	26.20	15.09	2.42	29.00/6519	30.5	1.39
530SH XR	15.875	10.30	9.40	5.39	24.91	-	15.00	2.42	38.25/8599	40.2	1.27

## 汽车发动机正时滚子链

### Timing roller chains for automobile engine

发动机正时滚子链主要用于汽车发动机正时系统、机油泵、平衡轴和共轨泵驱动系统，是发动机的关键零部件。具备较高的强度、耐久性能。

Roller chain for engine timing is mainly used for automobile engine timing system, oil pump, balance shaft and common rail pump drive system etc.. This chain is the key engine component with high strength and durability.



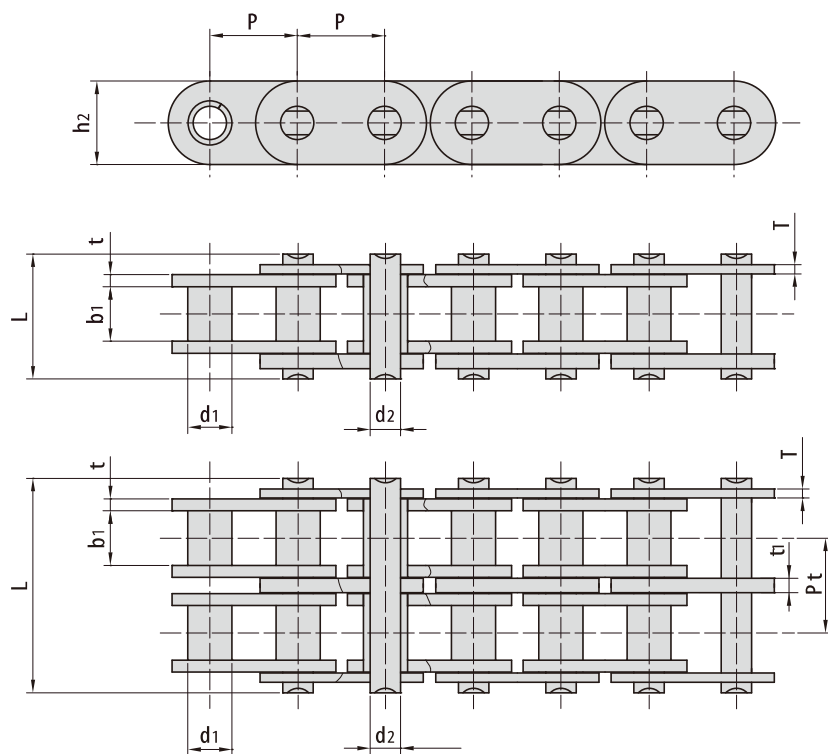
东华链号 Donghua Chain No.	节距 Pitch	滚子直径 Roller diameter	内节内宽 Width between inner plates	销轴直径 Pin diameter	销轴长度 Pin length	内链板高度 Inner plate depth	链板厚度 Plate thickness		排距 Transverse pitch	抗拉强度 Tensile strength	每米长重 Weight per meter
	P	d <sub>1</sub> max	b <sub>1</sub> min	d <sub>2</sub> max	L max	h <sub>2</sub> max	t/t <sub>max</sub>	T max	P <sub>t</sub>	Q <sub>min</sub>	q
	mm	mm	mm	mm	mm	mm	mm	mm	mm	kN/bf	kg/m
05BT	8.000	5.65	4.60	3.05	12.15	7.65	1.3	1.20	-	8.5/1912	0.41
06BT	9.525	6.35	5.75	3.28	12.50	8.20	1.3	1.04	-	9.0/2025	0.38
06BT-2	9.525	6.35	5.75	3.28	22.90	8.20	1.3/1.6	1.04	10.24	16.9/3802	0.67
06BTH-2	9.525	6.35	5.72	3.28	25.10	8.20	1.6	1.20	11.40	17.8/4005	0.86

## 汽车发动机正时套筒链

### Timing bush chains for automobile engine

发动机正时套筒链主要用于柴油发动机正时系统、平衡轴系统，套筒链与滚子链相比，结构简单，具备较高的耐磨性能。

Bush chain for engine timing is mainly used for diesel engine timing system and the balance shaft system etc.. Compared with the roller chain, it has simpler structure and higher wear resistance.



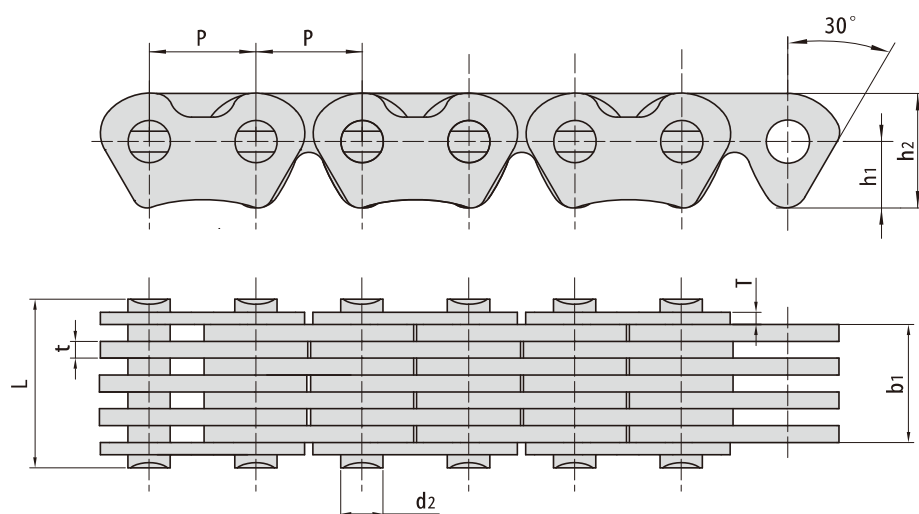
东华链号 Donghua Chain No.	节距 Pitch	套筒直径 Bush diameter	内节内宽 Width between inner plates	销轴直径 Pin diameter	销轴长度 Pin length	内链板高度 Inner plate depth	链板厚度 Plate thickness		排距 Transverse pitch	抗拉强度 Tensile strength	每米长重 Weight per meter
	P	d <sub>1 max</sub>	b <sub>1 min</sub>	d <sub>2 max</sub>	L <sub>max</sub>	h <sub>2 max</sub>	t/t <sub>max</sub>	T <sub>max</sub>	Pt	Q <sub>min</sub>	q
	mm	mm	mm	mm	mm	mm	mm	mm	mm	kN/bf	kg/m
P7	7.000	4.00	3.50	2.70	9.60	6.8	1.15	1.00	—	6.9/1551	0.31
P7F1	7.000	4.00	3.40	2.70	9.80	6.8	1.20	1.20	—	6.9/1551	0.33
05C	8.000	5.00	4.76	3.15	11.80	7.6	1.30	1.00	—	8.5/1932	0.35
06D	9.525	6.35	3.80	4.45	10.70	9.6	1.35	1.04	—	9.0/2024	0.41
06D TF1	9.525	6.35	5.72	4.45	14.25	9.6	1.80	1.30	—	14.5/3259	0.57
06D TF2	9.525	6.35	5.72	4.45	14.55	9.6	1.75	1.40	—	14.5/3259	0.60
06D F2-2	9.525	6.35	3.80	4.46	18.80	9.6	1.35/1.40	1.04	8.30	16.2/3641	0.76
06D F3-2	9.525	6.35	4.40	4.46	21.70	9.6	1.50	1.30	9.70	18.7/4203	0.86

## 汽车发动机正时静音链

### Timing silent chains for automobile engine

发动机正时静音链主要用于汽车发动机正时系统，是发动机关键零部件，具有较高的强度、耐久性和静音性等优良性能。

Silent chain for engine timing is mainly used for automobile engine timing system. The chain is the key engine component with excellent performances such as high strength, durability and silencing and so on.




东华链号 Donghua Chain No.	节距 Pitch	链宽 Chain width	销轴直径 Pin diameter	销轴长度 Pin length	链板高度 Plate depth	链板厚度 Plate thickness		导向型式 Guide form	片数 Number of plate	抗拉强度 Tensile strength	每米长重 Weight per meter
	P	b <sub>1</sub> min	d <sub>2</sub> max	L max	h <sub>2</sub> max	t max	T max		n	Q min	q
	mm	mm	mm	mm	mm	mm	mm			kN/bf	kg/m
CL04DF3	6.35	7.80	2.70	11.20	7.13	1.04/1.4	1.04	(外)0 outside	8(4×4)	10.0/2250	0.38
	6.35	8.86	2.70	12.30	7.13	1.04/1.4	1.04	(外)0 outside	9(4×5)	12.5/2813	0.41
CL04DF10	6.35	8.60	2.72	12.70	7.13	1.2	1.20	(外)0 outside	9(5×4)	12.0/2700	0.41
CL05D	8.00	6.50	2.92	10.48	9.59	1.3	1.04	(外)0 outside	7(3×4)	12.0/2700	0.46
	8.00	7.80	2.92	11.78	9.59	1.3	1.04	(外)0 outside	8(4×4)	16.0/3600	0.52
CL05V	8.00	7.70	3.15	11.80	9.59	1.3	1.00	(外)0 outside	8(4×4)	12.0/2700	0.48

## 滚销式静音链

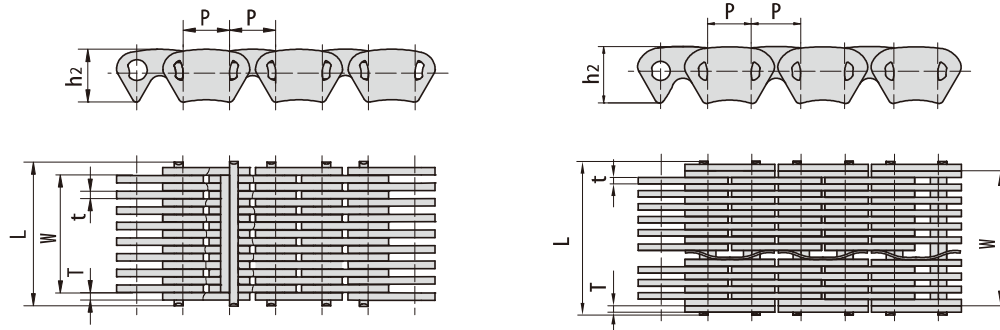
### Rocker joint type silent chains

滚销式静音链主要用于四轮驱动分动箱和变速箱驱动系统，是驱动系统的核心部件。滚销式静音链设计采用了特殊的双滚销啮合理论，其结构不同于普通的圆销式静音链，达到降低多边形效应和噪声，具备高强度、高耐磨和传递大扭矩等多种工况使用的优越性能。

Rocker joint type silent chain is mainly used for four-wheel drive transfer case and gearbox drive system, which is the core component of the drive system. Special rocker joint pin dual meshing design makes its structure different from the ordinary round pin type silent chain and thus reducing the polygon effect and noise effectively. This chain has superior performances such as high strength, high wear resistance and transmission of high torque in many conditions etc..



滚销式静音链  
Rocker joint type  
silent chains



东华链号 Donghua Chain No.	节距 Pitch	链宽 Width Between Guides	销轴长度 Pin length	链板高度 Plate depth	链板厚度 Plate thickness		导向型式 Guide type	片数 Number of plate	抗拉强度 Tensile strength	每米长重 Weight per meter
	P	W	L max	h2 max	t	T		n	Q min	q
	mm	mm	mm	mm	mm	mm			kN/bf	kg/m
HV3F3	9.525	18.24	22.20	10.90	1.54	1.54	(外)Outside	13(6×7)	36.0/8093	1.16
	9.525	31.70	36.50	10.90	1.54	1.54	(外)Outside	21(10×11)	45.0/10116	1.79
HV3F4	9.525	20.30	25.90	10.90	1.54	1.54	(外)Outside	15(7×8)	31.0/6969	1.29
	9.525	24.58	29.80	11.90	1.54	1.54	(外)Outside	17(8×9)	48.0/10790	1.60
HV3.5	11.113	24.80	30.00	14.27	1.54	1.20	(外)Outside	17(8×9)	58.0/13038	2.13
	11.113	28.00	32.70	14.27	1.54	1.20	(外)Outside	19(9×10)	65.0/14612	2.38
	11.113	31.20	36.00	14.27	1.54	1.20	(外)Outside	21(10×11)	72.0/16186	2.53
SC180	11.113	31.40	36.33	13.52	1.55	1.55	(外)Outside	21(9×12)	72.0/16186	2.37
	11.113	37.80	42.72	13.52	1.55	1.55	(外)Outside	25(11×14)	88.0/19782	2.88
	11.113	40.90	46.60	13.52	1.55	1.55	(外)Outside	27(12×15)	96.0/21581	1.09
HV4F1-10X11W	12.700	32.90	38.20	14.50	1.54	1.54	(外)Outside	21(10×11)	47.3/10633	2.20
HV4F1-16X17N	12.700	52.40	57.00	14.50	1.54	2.00	(内)Inside	33(16×17)	86.0/19333	3.50
HV6	19.050	72.30	81.30	20.89	2.00	2.00	(外)Outside	35(17×18)	174.0/39115	7.40
	19.050	101.90	108.90	20.89	2.00	2.00	(内)Inside	49(24×25)	174.0/39115	10.12
HV6D	19.050	38.50	50.30	27.00	2.00	2.00	(外)Outside	21(10×11)	104.0/23379	4.52
HV8	25.400	140.30	158.80	27.74	3.10	3.10	(外)Outside	47(23×24)	534.0/120043	20.46
HV8D	25.400	102.00	110.00	36.00	3.00	3.00	(内)Inside	34(16×18)	385.0/86548	14.40

## 圆销式静音链

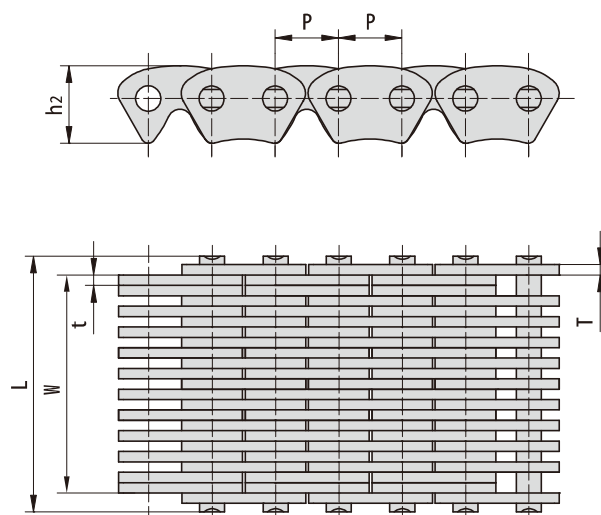
### Round pin type silent chains

圆销式静音链主要用于分动箱和变速箱动力总成驱动系统，是驱动系统的核心部件。链条采用优质钢，链板采取等温淬火，能适应高强度、高耐磨、低噪声、大扭矩等多种工况。

Round pin type silent chain is mainly used for transfer case and gearbox assembly drive system, which is the core component of the drive system. The chain is made from superior quality steel and the plates of which are austempered, which is especially suitable for various conditions such as high strength, high wear resistance, low noise and big torque etc..



圆销式静音链  
Round pin type  
silent chains



东华链号 Donghua Chain No.	节距 Pitch	链宽 Chain width	销轴长度 Pin length	链板高度 Plate depth	链板厚度 Plate thickness		导向型式 Guide form	片数 Number of plate	抗拉强度 Tensile strength	每米长重 Weight per meter
	P	b <sub>1</sub> mm	L mm	h <sub>2</sub> mm	t mm	T mm		n	Q mm	q
	mm	mm	mm	mm	mm	mm			kN/bf	kg/m
CL06	9.525	17.00	22.70	11.57	1.54	1.54	(外)Outside	13(6×7)	37/8318	1.28
CL06D	9.525	32.80	38.20	11.57	1.55	1.55	(外)Outside	23(12×11)	73/16410	2.23
	9.525	42.50	38.20	11.57	1.55	1.55	(外)Outside	29(14×15)	86/19333	2.90
BC 1252	12.780	29.60	35.10	15.50	1.54	1.54	(外)Outside	21(10×11)	80/17984	2.66
	12.780	30.50	36.00	15.50	1.54	1.54	(外)Outside	21(11×10)	80/17984	2.76
SC 1252	12.780	31.20	36.70	15.50	1.54/1.76	1.54	(外)Outside	21(11×10)	80/17984	2.82
	12.780	37.50	43.20	15.50	1.54/1.76	1.54	(外)Outside	25(13×12)	96/21581	3.33
	12.780	43.90	49.70	15.50	1.54/1.76	1.54	(外)Outside	29(15×14)	112/25178	3.85



## 汽车发动机链张紧器

Chain tensioner for automobile engine

我们能提供用于汽车发动机正时系统的各种张紧器，使系统获得最佳匹配。

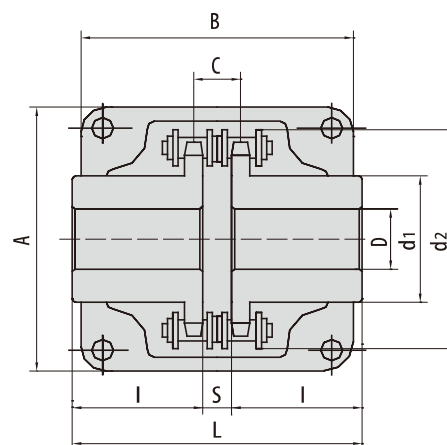
We are able to provide various chain tensioner for the automobile engine timing chain drive system, make the system obtain optimal match.



## 链条联轴器 Chain couplings

东华链条联轴器，是由一段双排链条和一对联轴器链轮组成，通过链条来联接和拆卸。该类链条联轴器结构紧凑、扭矩传递大、可靠性强、安全、而且外形美观大方、安装简单、易对中。东华链条联轴器适合于很多场合的联接使用。

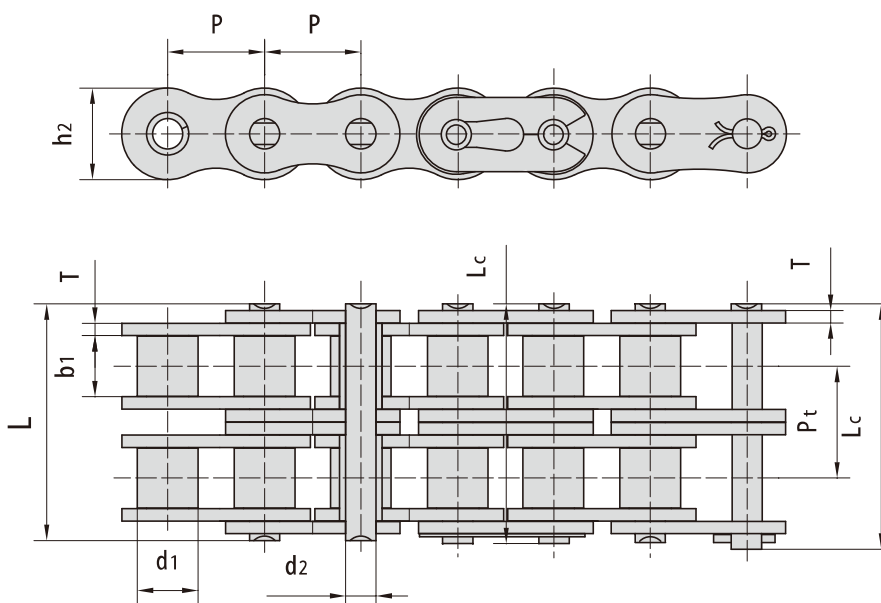
The Donghua Chain coupling is composed of a duplex roller chain and a pair of coupling sprockets. The function of connection and detachment is done by the joint of chain. It has the characteristic of compact and powerful, excellent durability, safe and smart, simple installation and easy alignment. The Donghua Chain coupling is suitable for a wide range of coupling applications.



链条联轴器 型号 Chain coupling No.	链条型号 Chain No.	孔径D Bore Dia		尺寸 Dimension						惯量 Inertia	重量 Approx Weight	罩壳 Casing		
		Min	Max	L	I	S	d1	d2	C	×10 <sup>-3</sup>  kgf·m <sup>2</sup>	  kg	尺寸 Dimension		重量 Approx Weight  kg
												A	B	
												mm	mm	
DH C-3012	06B-2X12	12	16	64.8	29.8	5.2	25	45	10.2	0.233	0.4	69	63	0.3
DH C-4012	40-2X12	12	22	79.4	36.0	7.4	35	61	14.4	1.020	0.8	77	72	0.3
DH C-4014	40-2X14	12	28	79.4	36.0	7.4	43	69	14.4	1.924	1.1	84	75	0.4
DH C-4016	40-2X16	14	32	87.4	40.0	7.4	50	77	14.4	3.285	1.4	92	75	0.4
DH C-5014	50-2X14	16	35	99.7	45.0	9.7	53	86	18.1	6.010	2.2	101	85	0.5
DH C-5016	50-2X16	16	40	99.7	45.0	9.7	60	96	18.1	9.720	2.7	111	85	0.6
DH C-5018	50-2X18	16	45	99.7	45.0	9.7	70	106	18.1	15.420	3.8	122	85	0.8
DH C-6018	60-2X18	20	56	123.5	56.0	11.5	85	128	22.8	40.210	6.2	142	106	1.2
DH C-6020	60-2X20	20	60	123.5	56.0	11.5	98	140	22.8	62.870	7.8	158	105	1.6
DH C-6022	60-2X22	20	71	123.5	56.0	11.5	110	152	22.8	93.450	10.4	168	117	1.8
DH C-8018	80-2X18	20	80	141.2	63.0	15.2	110	170	29.3	142.030	12.7	190	129	2.5
DH C-8020	80-2X20	20	90	145.2	65.0	15.2	120	186	29.3	204.900	16.0	210	137	2.9
DH C-8022	80-2X22	20	100	157.2	71.0	15.2	140	202	29.3	341.170	20.2	226	137	3.6
DH C-10020	100-2X20	25	110	178.8	80.0	18.8	160	233	35.8	646.290	33.0	281	153	4.6
DH C-12018	120-2X18	35	125	202.7	90.0	22.7	170	256	45.4	1075.710	47.0	307	181	6.2
DH C-12022	120-2X22	35	140	222.7	100.0	22.7	210	304	45.4	2454.500	72.0	357	181	8.0

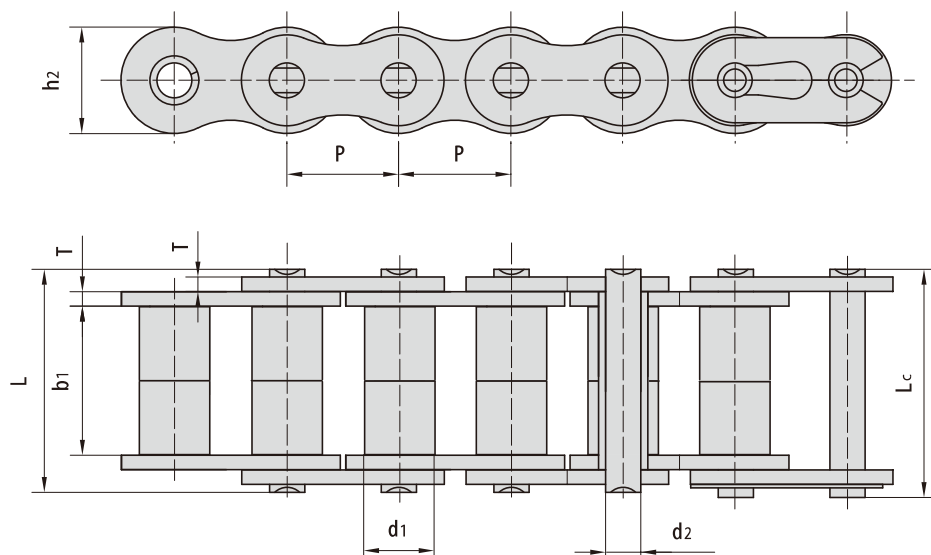
# 联轴器链

## Coupling chains



东华链号 Donghua Chain No.	节距 Pitch	滚子直径 Roller diameter	内节内宽 Width between inner plates	销轴直径 Pin diameter	销轴长度 Pin length		内链板高度 Inner plate depth	链板厚度 Plate thickness	排距 Transverse pitch	抗拉强度 Tensile strength	平均抗拉强度 Average tensile strength	每条长重 Weight per piece
	P	d1 max	b1 min	d2 max	L max	Lc max	h2 max	T max	Pt	Q min	Q0	q
	mm	mm	mm	mm	mm	mm	mm	mm	mm	kN/bf	kN	kg/pc
4012	12.700	7.95	7.85	3.96	31.0	32.2	12.00	1.50	14.38	28.2/6409	35.9	0.16
4014	12.700	7.95	7.85	3.96	31.0	32.2	12.00	1.50	14.38	28.2/6409	35.9	0.19
4016	12.700	7.95	7.85	3.96	31.0	32.2	12.00	1.50	14.38	28.2/6409	35.9	0.21
5014	15.875	10.16	9.40	5.08	38.9	40.4	15.09	2.03	18.11	44.4/10091	58.1	0.49
5016	15.875	10.16	9.40	5.08	38.9	40.4	15.09	2.03	18.11	44.4/10091	58.1	0.56
5018	15.875	10.16	9.40	5.08	38.9	40.4	15.09	2.03	18.11	44.4/10091	58.1	0.63
6018	19.050	11.91	12.57	5.94	48.8	50.5	18.00	2.42	22.78	63.6/14455	82.1	1.00
6020	19.050	11.91	12.57	5.94	48.8	50.5	18.00	2.42	22.78	63.6/14455	82.1	1.11
6022	19.050	11.91	12.57	5.94	48.8	50.5	18.00	2.42	22.78	63.6/14455	82.1	1.22
8018	25.400	15.88	15.75	7.92	62.7	64.3	24.00	3.25	29.29	113.4/25773	141.8	2.35
8020	25.400	15.88	15.75	7.92	62.7	64.3	24.00	3.25	29.29	113.4/25773	141.8	2.62
8022	25.400	15.88	15.75	7.92	62.7	64.3	24.00	3.25	29.29	113.4/25773	141.8	2.88
10018	31.750	19.05	18.90	9.53	76.4	80.5	30.00	4.00	35.76	177.0/40227	219.4	4.95
10022	31.750	19.05	18.90	9.53	76.4	80.5	30.00	4.00	35.76	177.0/40227	219.4	4.95
12018	38.100	22.23	25.22	11.10	95.8	99.7	35.70	4.80	45.44	254.0/57727	314.9	8.14
12022	38.100	22.23	25.22	11.10	95.8	99.7	35.70	4.80	45.44	254.0/57727	314.9	8.14

## 联轴器链 Coupling chains



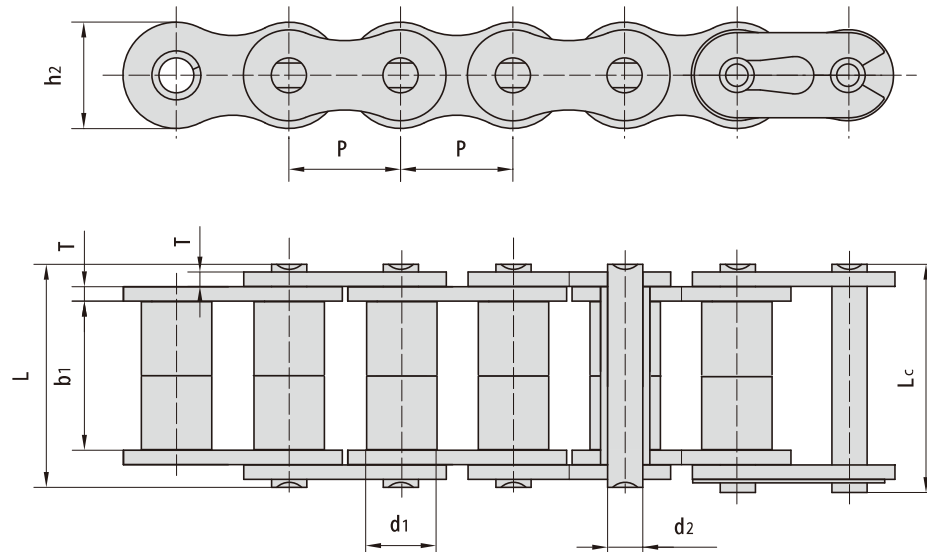
东华链号 Donghua Chain No.	节距 Pitch	滚子直径 Roller diameter	内节内宽 Width between inner plates	销轴直径 Pin diameter	销轴长度 Pin length		内链板高度 Inner plate depth	链板厚度 Plate thickness	抗拉强度 Tensile strength	平均抗拉强度 Average tensile strength	每米长重 Weight per meter
	$p$	$d_1$ max	$b_1$ min	$d_2$ max	$L$ max	$L_c$ max	$h_2$ max	$T$ max	$Q$ min	$Q_0$	$q$
	mm	mm	mm	mm	mm	mm	mm	mm	kN/bf	kN	kg/m
08AF36	12.700	7.95	21.70	3.96	30.8	32.1	12.00	1.50	13.8/3135.36	16.20	1.070
10AF13	15.875	10.16	16.31	5.08	27.6	29.1	15.09	2.03	22.2/5045	27.50	1.350
10AF71	15.875	10.16	19.00	5.08	30.5	32.2	15.09	2.03	21.8/4901	24.40	1.480
*10AF75	15.875	10.16	45.60	5.08	57.0	58.5	15.09	2.03	21.8/4901	24.40	2.540
12AF2	19.050	11.91	19.10	5.94	32.6	34.4	18.00	2.42	31.8/7227	38.20	1.900
12AF6	19.050	11.91	18.80	5.94	31.9	33.5	18.00	2.42	31.8/7227	38.20	1.870
12AF26	19.050	11.91	19.36	5.94	31.9	33.5	18.00	2.42	31.8/7227	38.20	1.940
12AF34	19.050	11.91	19.00	5.94	31.9	31.9	18.00	2.42	31.1/7066	38.20	1.860
12AF54	19.050	11.91	19.50	5.84	31.9	31.9	18.00	2.29	31.1/7066	38.20	1.607
*12AF97	19.050	11.91	35.35	5.94	48.8	50.5	18.00	2.42	31.8/7149	38.20	2.630
*12AF101	19.050	11.91	37.64	5.94	51.2	52.9	18.00	2.42	31.8/7149	38.20	1.990
*12AF124	19.050	11.91	20.57	5.94	33.9	35.7	18.00	2.42	31.8/7149	38.20	1.910
16AF25	25.400	15.88	25.58	7.92	42.4	43.9	24.00	3.25	56.7/12886	63.50	3.260
*16AF40	25.400	15.88	70.00	7.92	87.6	91.1	24.00	3.25	56.7/12886	63.50	5.780
*16AF46	25.400	15.88	36.00	7.92	53.3	56.8	24.00	3.25	56.7/12886	63.50	3.880
*16AF75	25.400	15.88	56.00	7.92	73.5	76.9	24.00	3.25	56.7/12746	63.50	5.110
*16AF111	25.400	15.88	45.00	7.92	62.7	65.8	24.00	3.25	56.7/12746	63.50	4.480
*16AF121	25.400	15.88	73.50	7.92	91.3	94.7	24.00	3.25	56.7/12746	63.50	6.000

\*表示滚子数量不完全如图所示

\*The number of roller depends upon the specific application

# 联轴器链

## Coupling chains



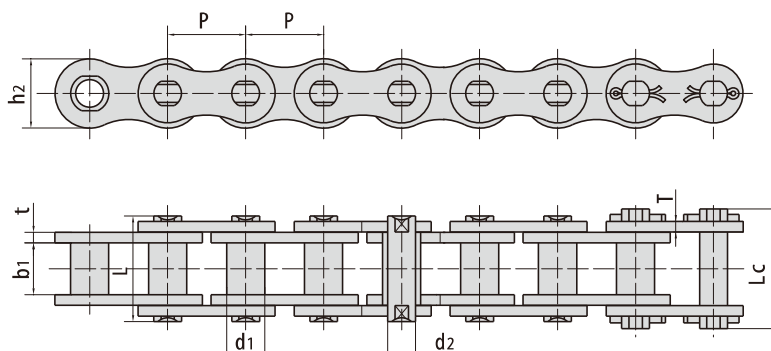
东华链号 Donghua Chain No.	节距 Pitch	滚子直径 Roller diameter	内节内宽 Width between inner plates	销轴直径 Pin diameter	销轴长度 Pin length		内链板高度 Inner plate depth	链板厚度 Plate thickness	抗拉强度 Tensile strength	平均抗拉强度 Average tensile strength	每米长重 Weight per meter
	$p$	$d_1$ max	$b_1$ min	$d_2$ max	$L$ max	$L_c$ max	$h_2$ max	$T$ max	$Q$ min	$Q_0$	$q$
	mm	mm	mm	mm	mm	mm	mm	mm	kN/bf	kN	kg/m
*20AF44	31.750	19.05	32.00	9.53	53.5	57.8	30.00	4.00	86.7/19490	99.70	4.820
*24AF27	38.100	22.23	75.92	11.10	101.0	105.0	35.70	4.80	124.6/28010	143.20	9.810
*06BF27	9.525	6.35	18.80	3.28	26.5	28.2	8.20	1.30	9.0/2045	9.63	0.770
*06BF31	9.525	6.35	16.40	3.28	23.4	24.4	8.20	1.30	9.0/2045	9.63	0.660
*06BF71	9.525	6.35	16.50	3.28	24.5	25.6	8.20	1.30	9.0/2023	9.63	0.830
08BF97	12.700	8.51	15.50	4.45	24.8	26.2	11.80	1.60	18.0/4989.6	19.20	0.980
*08BF129	12.700	8.51	35.80	4.45	45.1	46.1	11.80	1.60	18.0/4989.6	19.02	1.500
10BF21	15.875	10.16	42.83	5.08	52.7	54.1	14.70	1.70	22.0/5000	25.30	2.260
10BF43	15.875	7.03	27.80	5.08	39.0	40.6	14.70	2.03	22.4/5090	25.76	1.140
*10BF43-S	15.875	10.00	27.80	5.08	39.0	40.6	14.70	2.03	22.4/5090	25.76	1.800
*16BF75	25.400	15.88	27.50	8.28	47.4	50.5	21.00	4.15/3.1	60.0/13488	66.00	3.420
*16BF87	25.400	15.88	35.00	8.28	54.1	55.6	21.00	4.15/3.1	60.0/13488	66.00	3.840
*16BF114	25.400	15.88	49.90	8.28	69.0	72.0	21.00	4.15/3.1	60.0/13488	66.00	4.740
*20BF45	31.750	19.05	55.01	10.19	76.8	80.5	26.40	4.5/3.5	95.0/21356	104.50	6.350
*24BF33	38.100	25.40	73.16	14.63	101.7	106.2	33.20	6.0/4.8	160.0/35968	176.00	11.840

\*表示滚子数量不完全如图所示

\*The number of roller depends upon the specific application

# 套筒链

## Bush chains



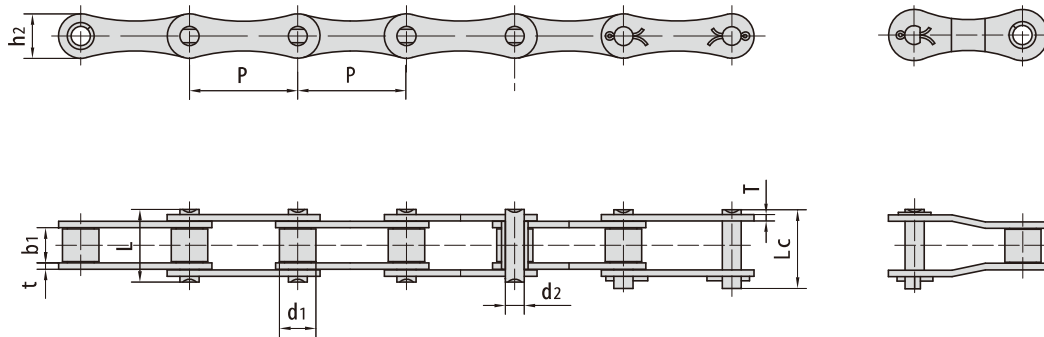
东华链号 Donghua Chain No.	节距 Pitch	套筒直径 Bush diameter	内节内宽 Width between inner plates	销轴直径 Pin diameter	销轴长度 Pin length		链板高度 Plate depth	链板厚度 Plate thickness	抗拉强度 Tensile strength	平均抗拉强度 Average tensile strength	每米长重 Weight per meter
	p	d1 max	b1 min	d2 max	L max	Lc max	h2 max	T max	Q min	Q0	q
	mm	mm	mm	mm	mm	mm	mm	mm	kN/bf	kN	kg/m
P15F1-B	15.00	9.00	14.0	6.0	25.3	30.0	14.0	2.03	12.5/2852.5	13.75	1.150
P20-B	20.00	12.00	16.0	8.0	33.0	36.0	18.0	3.00	25.0/5624	27.50	2.140
P20F3-B	20.00	12.00	16.0	8.0	33.0	36.0	19.0	3.00	25.0/5624	27.50	2.030
*P220-B	20.00	12.00	16.0	8.0	33.0	34.7	18.0	3.00	25.0/5624	27.50	2.253
P25-B	25.00	15.00	18.0	10.0	35.0	39.0	24.0	3.00	31.5/7086	34.70	3.170
P25F1-B	25.00	15.00	18.0	10.0	35.0	39.0	24.0	3.00	31.5/7086	34.70	2.670
P30F2-B	30.00	17.00	20.0	11.0	41.0	45.4	28.0	4.00	40.0/8998	44.00	4.250
P30F6-B	30.00	17.00	20.0	11.0	42.4	46.0	28.0	4.00	40.0/8998	44.00	3.750
P35F2-B	35.00	18.00	22.0	12.0	44.5	48.0	30.0	4.00	50.0/11248	55.00	4.330
P35F5-B	35.00	18.00	22.0	12.0	44.5	48.0	30.0	4.00	50.0/11248	55.00	3.770
P36-B	36.00	18.00	22.0	12.5	44.5	49.0	30.0	4.00	60.0/13497	66.00	4.200
P40-B	40.00	20.00	25.0	14.0	52.4	57.0	35.0	5.00	63.0/14172	69.30	5.430
P45-B	45.00	22.00	30.0	16.0	62.0	66.5	40.0	6.00	80.0/17996	88.00	7.540
P50-B	50.00	26.00	35.0	18.0	68.0	73.5	44.0	6.00	100.0/22495	110.00	8.900
P55-B	55.00	30.00	45.0	20.0	88.0	93.5	49.0	8.00	125.0/28119	137.50	13.920
P55F1-B	55.00	30.00	45.0	20.0	88.0	110.0	49.0	8.00	125.0/28119	137.50	13.920
P55F4-B	55.00	28.00	45.0	20.0	88.0	93.5	43.0	8.00	125.0/28100	137.50	12.400
P60-B	60.00	32.00	50.0	22.0	94.1	99.5	55.0	8.00	160.0/35993	176.00	15.200
P65-B	65.00	36.00	56.0	26.0	97.5	113.0	61.0	8.00	200.0/44960	220.00	18.900
P70-B	70.00	30.00	65.0	30.0	117.0	130.0	67.0	10.00	250.0/57050	275.00	26.270
P80-B	80.00	44.00	70.0	32.0	131.0	150.0	75.0	12.00	315.0/71883	346.00	31.800
P19.05	19.05	12.70	12.5	7.5	31.6	33.6	20.0	4.15/3.25	50.0/11248	55.00	2.560
P19.05F50-B	19.05	11.91	12.9	7.5	31.6	34.8	20.0	4.15/3.25	40.0/8992	44.00	2.530
P22.225F10-B	22.225	14.30	14.6	9.0	36.3	39.3	23.5	4.8/4.0	55.0/12364	60.50	3.580
P22.225F3-B	22.225	15.60	14.6	9.0	36.3	38.0	23.5	4.8/4.0	75.0/16860	82.50	3.750
P25.4F21-B	25.40	15.88	16.0	10.0	42.5	-	26.8	5.6/4.8	80.0/17984	88.00	4.700
P31.75F5-B	31.75	19.05	20.0	11.1	46.0	50.0	33.5	5.6/4.8	100.0/22480	110.00	5.980
*P42.27F1-B	42.27	13.00	22.9	7.92	41.0	45.8	24.0	3.20	42.3/9509	46.50	2.360
*P50.8F7	50.80	18.50	25.0	14.5	53.5	57.5	40.0	5.00	120.0/26994	132.00	6.300

\*直链板  
\*Straight side plates




## 双节距传动链

### Double pitch transmission chains



DIN/ISO 链号 Chain No.	ANSI 链号 Chain No.	节距 Pitch	滚子直径 Roller diameter	内节内宽 Width between inner plates	销轴直径 Pin diameter	销轴长度 Pin length		内链板高度 Inner plate depth	链板厚度 Plate thickness	抗拉强度 Tensile strength	平均抗拉强度 Average tensile strength	每米长重 Weight per meter
		P	d <sub>1</sub> max	b <sub>1</sub> min	d <sub>2</sub> max	L max	L <sub>c</sub> max	h <sub>2</sub> max	t/T max	Q min	Q <sub>0</sub>	q
		mm	mm	mm	mm	mm	mm	mm	mm	kN/bf	kN	kg/m
208A	2040	25.40	7.95	7.85	3.96	16.6	17.8	12.0	1.50	14.1/3205	16.7	0.42
208B		25.40	8.51	7.75	4.45	16.7	18.2	11.8	1.60	18.0/4091	19.4	0.45
210A	2050	31.75	10.16	9.40	5.08	20.7	22.2	15.0	2.03	22.2/5045	28.1	0.73
210B		31.75	10.16	9.65	5.08	19.5	20.9	14.7	1.70	22.4/5091	27.5	0.65
212A	2060	38.10	11.91	12.57	5.94	25.9	27.7	18.0	2.42	31.8/7227	36.8	1.02
212B		38.10	12.07	11.68	5.72	22.5	25.2	16.0	1.85	29.0/6591	32.2	0.76
216A	2080	50.80	15.88	15.75	7.92	32.7	36.5	24.0	3.25	56.7/12886	65.7	1.70
216B		50.80	15.88	17.02	8.28	36.1	39.1	21.0	4.15/3.1	60.0/13636	72.8	1.75
220A	2100	63.50	19.05	18.90	9.53	40.4	44.7	30.0	4.00	88.5/20114	102.6	2.55
220B		63.50	19.05	19.56	10.19	41.3	45.0	26.4	4.5/3.5	95.0/14773	106.7	2.62
224A	2120	76.20	22.23	25.22	11.10	50.3	54.3	35.7	4.80	127.0/28864	147.3	4.06
224B		76.20	25.40	25.40	14.63	53.4	57.8	33.2	6.0/4.8	160.0/36364	178.0	4.70
228B		88.90	27.94	30.99	15.90	65.1	69.5	36.7	7.5/6.0	200.0/45455	222.0	6.23
232B		101.60	29.21	30.99	17.81	66.0	71.0	42.0	7.0/6.0	250.0/56818	277.5	6.72
208AH	2040H	25.40	7.95	7.85	3.96	18.8	19.9	12.0	2.03	14.1/3205	16.7	0.53
210AH	2050H	31.75	10.16	9.40	5.08	22.1	23.8	15.0	2.42	22.2/5045	28.1	0.79
212AH	2060H	38.10	11.91	12.57	5.94	29.2	31.0	18.0	3.25	31.8/7227	36.8	1.28
216AH	2080H	50.80	15.88	15.75	7.92	36.2	39.4	24.0	4.00	56.7/12886	70.0	2.17
220AH	2100H	63.50	19.05	18.90	9.53	43.6	47.2	30.0	4.80	88.5/20114	102.6	3.15
224AH	2120H	76.20	22.23	25.22	11.10	53.5	57.5	35.7	5.60	127.0/28864	147.3	4.57



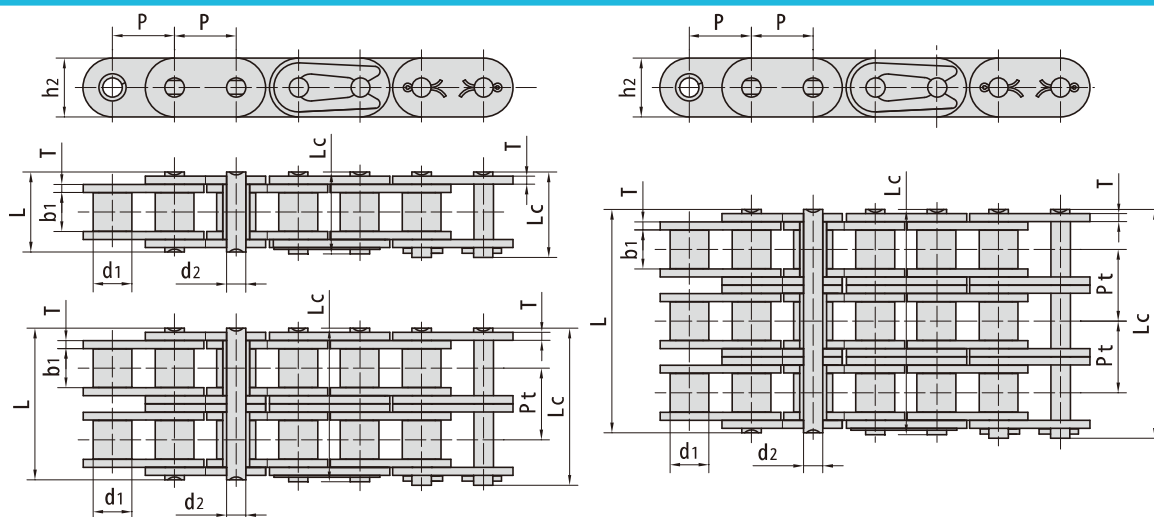
# 输送链

## CONVEYOR CHAINS



# A系列直链板滚子链

## Roller chains with straight side plates (A series)



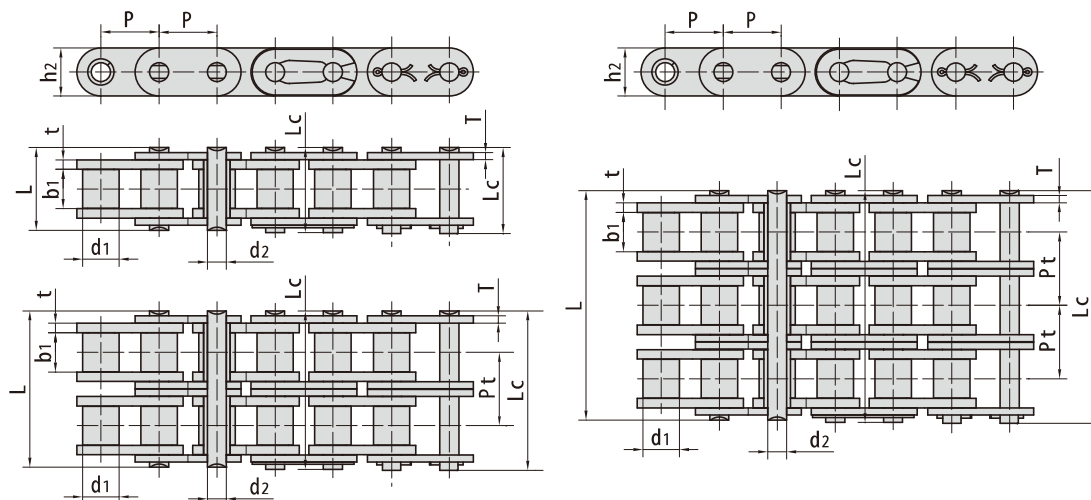
东华链号 Donghua Chain No.		节距 Pitch	滚子直径 Roller diameter	内节内宽 Width between inner plates	销轴直径 Pin diameter	销轴长度 Pin length		内链板高度 Inner plate depth	链板厚度 Plate thickness	排距 Transverse pitch	抗拉强度 Tensile strength	平均抗拉强度 Average tensile strength	每米长重 Weight per meter
		P	d1 max	b1 min	d2 max	L max	Lc max	h2 max	T max	Pt	Q min	Q0	q
		mm	mm	mm	mm	mm	mm	mm	mm	mm	mm	kN/bf	kN
	*C 35-1	9.525	5.08	4.77	3.58	13.3	14.3	9.00	1.30	-	7.9/1795	10.8	0.41
C 08A-1	C 40-1	12.700	7.95	7.85	3.96	16.6	18.8	12.00	1.50	-	14.1/3273	17.5	0.73
C 10A-1	C 50-1	15.875	10.16	9.40	5.08	20.7	23.3	15.09	2.03	-	22.2/5045	29.4	1.23
C 12A-1	C 60-1	19.050	11.91	12.57	5.94	25.9	28.3	18.0/18.2	2.42	-	31.8/7227	41.5	1.81/1.83
C 16A-1	C 80-1	25.400	15.88	15.75	7.92	32.7	36.5	24.00	3.25	-	56.7/12886	69.4	3.09
C 20A-1	C 100-1	31.750	19.05	18.90	9.53	40.4	44.7	30.00	4.00	-	88.5/20114	109.2	4.56
C 24A-1	C 120-1	38.100	22.23	25.22	11.10	50.3	54.3	35.70	4.80	-	127.0/28864	156.3	6.86
C 28A-1	C 140-1	44.450	25.40	25.22	12.70	54.4	59.0	41.00	5.60	-	172.4/39182	212.0	8.49
C 32A-1	C 160-1	50.800	28.58	31.55	14.27	64.8	69.6	47.80	6.40	-	226.8/51545	278.9	11.50
C 08A-2	C 40-2	12.700	7.95	7.85	3.96	31.0	33.2	12.00	1.50	14.38	28.2/6409	35.9	1.43
C 10A-2	C 50-2	15.875	10.16	9.40	5.08	38.9	41.4	15.09	2.03	18.11	44.4/10091	58.1	2.42
C 12A-2	C 60-2	19.050	11.91	12.57	5.94	48.8	51.1	18.0/18.2	2.42	22.78	63.6/14455	82.1	3.58/3.62
C 16A-2	C 80-2	25.400	15.88	15.75	7.92	62.7	65.8	24.00	3.25	29.29	113.4/25773	141.8	6.12
C 20A-2	C 100-2	31.750	19.05	18.90	9.53	76.4	80.5	30.00	4.00	35.76	177.0/40227	219.4	9.08
C 24A-2	C 120-2	38.100	22.23	25.22	11.10	95.8	99.7	35.70	4.80	45.44	254.0/57727	314.9	13.60
C 28A-2	C 140-2	44.450	25.40	25.22	12.70	103.3	107.9	41.00	5.60	48.87	344.8/78364	427.5	16.86
C 32A-2	C 160-2	50.800	28.58	31.55	14.27	123.3	128.1	47.80	6.40	58.55	453.6/103091	562.4	22.90
C 08A-3	C 40-3	12.700	7.95	7.85	3.96	45.4	47.6	12.00	1.50	14.38	42.3/9614	50.0	2.14
C 10A-3	C 50-3	15.875	10.16	9.40	5.08	57.0	59.5	15.09	2.03	18.11	66.6/15136	77.8	3.62
C 12A-3	C 60-3	19.050	11.91	12.57	5.94	71.5	73.9	18.0/18.2	2.42	22.78	95.4/21682	111.1	5.36/5.41
C 16A-3	C 80-3	25.400	15.88	15.75	7.92	91.7	95.1	24.00	3.25	29.29	170.1/38659	198.4	9.10
C 20A-3	C 100-3	31.750	19.05	18.90	9.53	112.2	116.3	30.00	4.00	35.76	265.5/60341	309.6	13.60
C 24A-3	C 120-3	38.100	22.23	25.22	11.10	141.4	145.2	35.70	4.80	45.44	381.0/86591	437.2	20.43
C 28A-3	C 140-3	44.450	25.40	25.22	12.70	152.2	156.8	41.00	5.60	48.87	517.2/117545	593.3	25.23
C 32A-3	C 160-3	50.800	28.58	31.55	14.27	181.8	186.6	47.80	6.40	58.55	680.4/154636	780.6	34.19

\*套筒链：表中滚子直径d1为套筒直径

\*Bush chain: d1 in the table indicates the external diameter of the bush.

## B系列直链板滚子链

### Roller chains with straight side plates (B series)



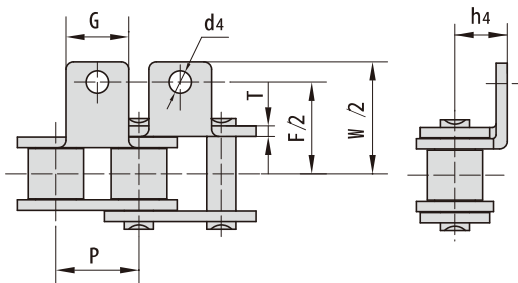
东华链号 Donghua Chain No.	节距 Pitch	滚子直径 Roller diameter	内节内宽 Width between inner plates	销轴直径 Pin diameter	销轴长度 Pin length		内链板高度 Inner plate depth	链板厚度 Plate thickness	排距 Transverse pitch	抗拉强度 Tensile strength	平均抗拉强度 Average tensile strength	每米长重 Weight per meter
	P	d1 max	b1 min	d2 max	L max	Lc max	h2 max	t/T max	Pt	Q <sub>min</sub>	Q <sub>0</sub>	q
	mm	mm	mm	mm	mm	mm	mm	mm	mm	kN/bf	kN	kg/m
C 08B-1	12.700	8.51	7.75	4.45	16.7	18.2	11.8	1.60	-	18.0/4091	19.5	0.80
C 10B-1	15.875	10.16	9.65	5.08	19.5	20.9	14.7	1.70	-	22.4/5091	27.9	1.06
C 12B-1	19.050	12.07	11.68	5.72	22.5	25.2	16.0	1.85	-	29.0/6591	32.2	1.32
C 16B-1	25.400	15.88	17.02	8.28	36.1	39.1	21.0/24.0	4.15/3.1	-	60.0/13636	72.8	3.08/3.49
C 20B-1	31.750	19.05	19.56	10.19	41.3	45.0	26.4	4.5/3.5	-	95.0/21591	106.7	4.16
C 24B-1	38.100	25.40	25.40	14.63	53.4	57.8	33.2	6.0/4.8	-	160.0/36364	178.0	7.47
C 28B-1	44.450	27.94	30.99	15.90	65.1	69.5	36.7	7.5/6.0	-	200.0/45455	222.0	9.90
C 32B-1	50.800	29.21	30.99	17.81	66.0	71.0	42.0	7.0/6.0	-	250.0/56818	277.5	10.45
C 08B-2	12.700	8.51	7.75	4.45	31.2	32.2	11.8	1.60	13.92	32.0/7273	38.7	1.45
C 10B-2	15.875	10.16	9.65	5.08	36.1	37.5	14.7	1.70	16.59	44.5/10114	57.8	2.00
C 12B-2	19.050	12.07	11.68	5.72	42.0	44.7	16.0	1.85	19.46	57.8/13136	66.1	2.62
C 16B-2	25.400	15.88	17.02	8.28	68.0	71.0	21.0/24.0	4.15/3.1	31.88	106.0/24091	133.0	6.10/6.92
C 20B-2	31.750	19.05	19.56	10.19	77.8	81.5	26.4	4.5/3.5	36.45	170.0/38636	211.2	8.23
C 24B-2	38.100	25.40	25.40	14.63	101.7	106.2	33.2	6.0/4.8	48.36	280.0/63636	319.2	14.77
C 28B-2	44.450	27.94	30.99	15.90	124.6	129.1	36.7	7.5/6.0	59.56	360.0/81818	406.8	19.82
C 32B-2	50.800	29.21	30.99	17.81	124.6	129.6	42.0	7.0/6.0	58.55	450.0/102273	508.5	20.94
C 08B-3	12.700	8.51	7.75	4.45	45.1	46.1	11.8	1.60	13.92	47.5/10795	57.8	2.10
C 10B-3	15.875	10.16	9.65	5.08	52.7	54.1	14.7	1.70	16.59	66.7/15159	84.5	2.87
C 12B-3	19.050	12.07	11.68	5.72	61.5	64.2	16.0	1.85	19.46	86.7/19705	101.8	3.89
C 16B-3	25.400	15.88	17.02	8.28	99.8	102.9	21.0/24.0	4.15/3.1	31.88	160.0/36364	203.7	9.12/10.34
C 20B-3	31.750	19.05	19.56	10.19	114.2	117.9	26.4	4.5/3.5	36.45	250.0/56818	290.0	11.34
C 24B-3	38.100	25.40	25.40	14.63	150.1	154.6	33.2	6.0/4.8	48.36	425.0/96591	493.0	22.10
C 28B-3	44.450	27.94	30.99	15.90	184.2	188.7	36.7	7.5/6.0	59.56	530.0/120454	609.5	29.64
C 32B-3	50.800	29.21	30.99	17.81	183.2	188.2	42.0	7.0/6.0	58.55	670.0/152273	770.5	31.27

## 短节距输送链附件

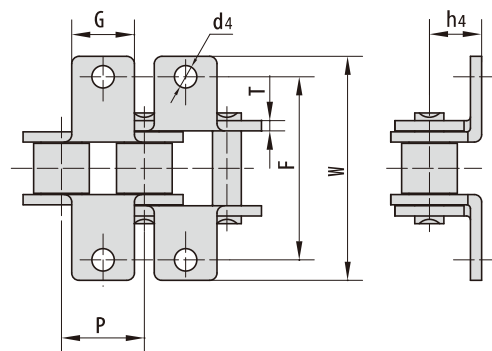
### Short pitch conveyor chain attachments



A1



K1



ISO/DIN 链号 ISO/DIN Chain No.	东华 链号 Donghua Chain No.	P	G	F	W	T	h4	d4
		mm	mm	mm	mm	mm	mm	mm
25	04C	6.350	5.6	13.80	23.2	0.80	4.30	3.4
35	06C	9.525	7.9	19.00	28.6	1.30	6.35	3.4
40	08A	12.700	9.5	25.40	35.2	1.50	7.90	3.4
41	085	12.700	9.5	24.00	33.4	1.30	6.90	3.6
50	10A	15.875	12.7	31.75	46.2	2.03	10.30	5.5
60	12A	19.050	15.9	38.10	55.6	2.42	11.90	5.5
80	16A	25.400	19.1	50.80	64.8	3.25	15.90	6.8
100	20A	31.750	25.4	63.50	89.8	4.00	19.80	9.2
120	24A	38.100	28.6	76.20	108.5	4.80	23.00	9.8
140	28A	44.450	34.9	88.90	123.0	5.60	28.60	11.4
160	32A	50.800	38.1	101.60	142.8	6.40	31.75	13.1
200	40A	63.500	50.8	127.00	179.0	8.00	42.88	16.3
*06B	*06B	9.525	8.0	19.04	27.0	1.30	6.50	3.5
08B	08B	12.700	9.5	25.40	36.4	1.60	8.90	4.5
10B	10B	15.875	14.3	31.75	44.6	1.70	10.31	5.3
12B	12B	19.050	16.0	38.10	52.4	1.85	13.46	6.4
16B	16B	25.400	19.1	50.80	72.6	3.10	15.88	6.4
20B	20B	31.750	35.0	63.50	100.5	3.50	19.80	9.0
24B	24B	38.100	30.0	76.20	108.4	4.80	26.67	10.5
28B	28B	44.450	35.0	88.90	123.0	6.00	28.58	13.1
32B	32B	50.800	38.1	101.60	142.8	6.00	31.75	13.1

\*直链板  
\*Straight side plates

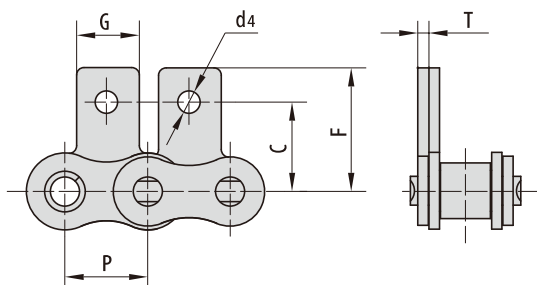


## 短节距输送链附件

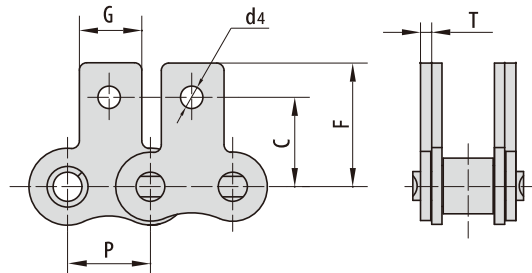
Short pitch conveyor chain attachments



SA1/M 1单侧 (one side)



SK1/M 1双侧 (both sides)

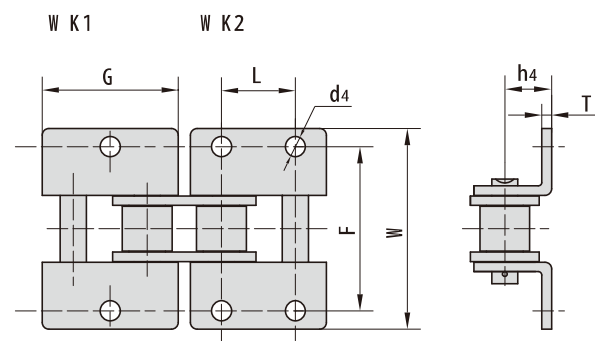
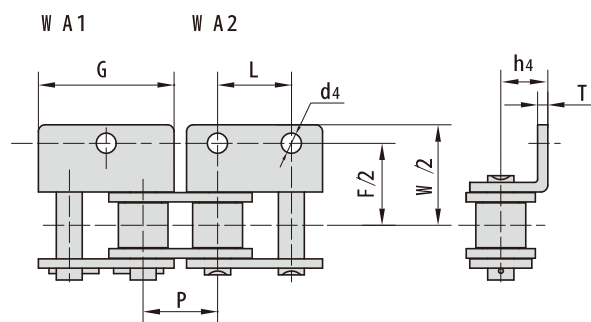


ISO/DIN 链号 ISO/DIN Chain No.	东华 链号 Donghua Chain No.	P	G	C	F	T	d4
		mm	mm	mm	mm	mm	mm
25	04C	6.350	5.6	7.95	11.70	0.80	3.4
35	06C	9.525	7.9	9.50	14.55	1.30	3.4
40	08A	12.700	9.5	12.70	19.05	1.50	3.4
41	085	12.700	9.5	11.85	16.55	1.30	3.6
50	10A	15.875	12.7	15.90	25.25	2.03	5.5
60	12A	19.050	15.9	18.30	29.33	2.42	5.5
80	16A	25.400	19.1	24.60	34.70	3.25	6.8
100	20A	31.750	25.4	31.80	43.30	4.00	9.2
120	24A	38.100	28.6	36.50	51.60	4.80	9.8
140	28A	44.450	34.9	44.50	62.00	5.60	11.4
160	32A	50.800	38.1	50.80	69.85	6.40	13.1
200	40A	63.500	50.8	63.50	88.90	8.00	16.3
*06B	*06B	9.525	8.0	9.52	13.50	1.30	3.5
08B	08B	12.700	9.5	13.35	18.90	1.60	4.3
10B	10B	15.875	14.3	16.50	22.95	1.70	5.3
12B	12B	19.050	16.0	21.45	28.60	1.85	6.4
16B	16B	25.400	19.1	23.15	34.00	3.10	6.4
20B	20B	31.750	35.0	30.50	45.70	3.50	9.0
24B	24B	38.100	36.0	36.00	61.50	4.80	10.5

\*直链板  
\*Straight side plates

## 短节距输送链附件

Short pitch conveyor chain attachments



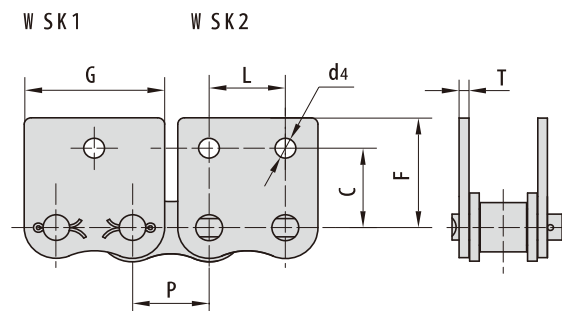
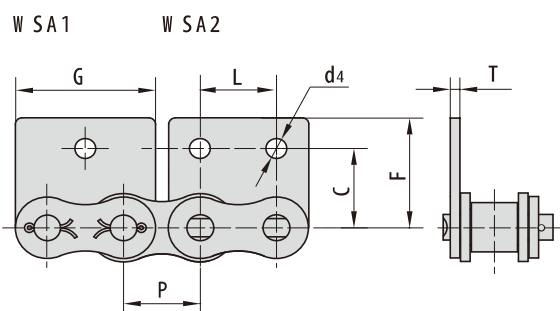
ISO/DIN 链号 ISO/DIN Chain No.	东华 链号 Donghua Chain No.	P	G	L	F	W	T	h <sub>4</sub>	d <sub>4</sub>
		mm	mm	mm	mm	mm	mm	mm	mm
25	04C	6.350	11.41	6.350	13.80	23.2	0.80	4.30	3.40
35	06C	9.525	17.32	9.525	19.00	28.6	1.30	6.35	2.80
40	08A	12.700	23.00	12.700	25.40	35.6	1.50	7.90	3.40
41	08S	12.700	22.30	12.700	24.00	35.0	1.30	7.20	4.85
50	10A	15.875	28.80	15.875	31.75	46.8	2.03	10.30	5.50
60	12A	19.050	34.65	19.050	38.10	56.4	2.42	11.90	5.50
80	16A	25.400	45.90	25.400	50.80	73.2	3.25	15.90	6.80
100	20A	31.750	57.65	31.750	63.50	89.8	4.00	19.80	9.20
120	24A	38.100	69.30	38.100	76.20	108.8	4.80	23.00	9.80
140	28A	44.450	80.45	44.450	88.90	123.0	5.60	28.60	11.40
160	32A	50.800	92.00	50.800	101.60	142.8	6.40	31.75	13.10
200	40A	63.500	115.50	63.500	127.00	179.0	8.00	42.88	16.30
*06B	*06B	9.525	17.72	9.525	19.04	27.0	1.30	6.50	3.50
08B	08B	12.700	24.00	12.700	25.40	36.4	1.60	8.90	4.30
10B	10B	15.875	29.58	15.875	31.80	44.6	1.70	10.31	5.30
12B	12B	19.050	34.05	19.050	38.10	52.4	1.85	13.46	6.40
16B	16B	25.400	46.40	25.400	50.80	72.6	3.10	15.88	6.40
20B	20B	31.750	58.10	31.750	63.50	100.5	3.50	19.80	9.00
24B	24B	38.100	71.30	38.100	76.20	108.4	4.80	26.67	10.50
28B	28B	44.450	81.10	44.450	88.90	123.0	6.00	28.58	13.10
32B	32B	50.800	92.80	50.800	101.60	142.8	6.00	31.75	13.10

\*直链板

\*Straight side plates

## 短节距输送链附件

Short pitch conveyor chain attachments



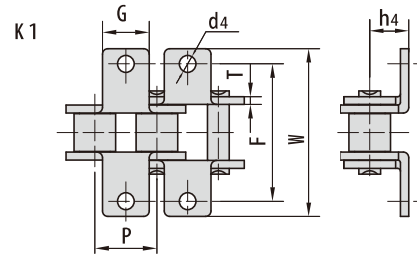
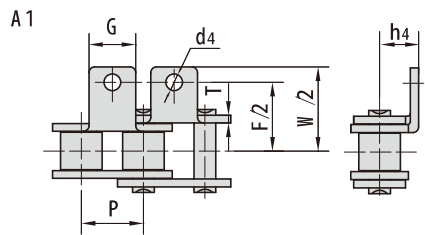
ISO/DIN 链号 ISO/DIN Chain No.	东华 链号 Donghua Chain No.	P	G	L	C	F	T	d4
		mm	mm	mm	mm	mm	mm	mm
25	04C	6.350	11.41	6.350	7.95	11.70	0.80	3.4
35	06C	9.525	17.32	9.525	9.50	14.55	1.30	2.8
40	08A	12.700	23.00	12.700	12.70	17.40	1.50	3.4
41	085	12.700	21.20	12.700	11.85	16.55	1.30	3.6
50	10A	15.875	28.80	15.875	15.90	23.05	2.03	5.5
60	12A	19.050	34.65	19.050	18.30	26.86	2.42	5.5
80	16A	25.400	45.90	25.400	24.60	35.45	3.25	6.8
100	20A	31.750	57.65	31.750	31.80	44.00	4.00	9.2
120	24A	38.100	69.30	38.100	36.50	51.60	4.80	9.8
140	28A	44.450	80.45	44.450	44.50	62.00	5.60	11.4
160	32A	50.800	92.00	50.800	50.80	69.85	6.40	13.1
200	40A	63.500	115.5	63.500	63.50	88.90	8.00	16.3
*06B	*06B	9.525	17.72	9.525	9.52	13.50	1.30	3.5
08B	08B	12.700	23.30	12.700	13.35	18.90	1.60	4.3
10B	10B	15.875	29.58	15.875	16.50	22.95	1.70	5.3
12B	12B	19.050	34.05	19.050	21.45	28.60	1.85	6.4
16B	16B	25.400	46.40	25.400	23.15	34.00	3.10	6.4
20B	20B	31.750	58.10	31.750	30.50	45.70	3.50	9.0
24B	24B	38.100	71.30	38.100	42.70	61.50	4.80	10.5

\*直链板

\*Straight side plates

## 短节距输送链附件

### Short pitch conveyor chain attachments



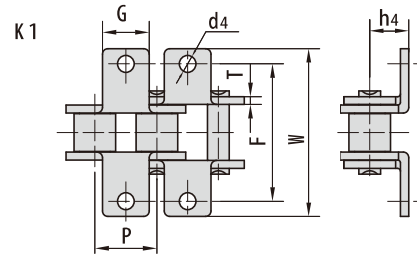
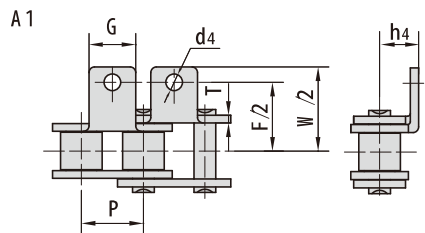
东华链号 Donghua Chain No.	P	G	F	W	T	h4	d4
	mm	mm	mm	mm	mm	mm	mm
04CA1F2	6.350	6.00	22.20	29.00	0.80	2.50	2.00
25K1F1	6.350	5.60	14.27	21.38	0.80	4.75	3.40
05BA1F1	8.000	8.00	14.00	21.00	0.80	5.00	3.10
*06BK1F3	9.525	8.00	18.81	26.81	1.15	6.50	3.50
*06BK1F5	9.525	8.00	19.04	27.04	1.30	6.50	4.50
*06BK1F6	9.525	8.00	29.08	41.68	1.30	8.90	4.50
06CA1F1	9.525	7.90	19.20	28.80	1.30	6.35	2.80
06CA1F2	9.525	7.90	19.20	28.80	1.30	6.35	4.00
*C 40A1F1	12.700	10.00	25.40	33.40	1.50	9.10	3.40
08AA1F1	12.700	9.50	38.50	44.50	1.50	8.20	3.60
08AA1F10	12.700	9.60	28.00	36.20	1.50	8.50	3.20
08AA1F12	12.700	9.50	25.40	35.20	1.50	7.90	3.20
08AA1F14	12.700	10.80	26.40	35.40	1.50	9.00	4.40
08AA1F15	12.700	18.00	26.40	39.00	1.50	9.00	4.20
08AA1F18	12.700	11.00	36.85	46.00	1.50	7.90	3.60
08AA1F2	12.700	9.50	25.40	35.20	1.50	7.90	4.85
08AA1F3	12.700	15.88	25.40	35.60	1.50	8.00	4.95
08AA1F6	12.700	9.50	25.40	35.20	1.50	7.90	5.00
08AA1F7	12.700	18.00	37.00	52.00	1.50	8.00	5.20
08AA1F9	12.700	9.60	55.40	62.50	1.50	7.50	4.20
08AK1F16	12.700	10.50	25.40	38.80	1.50	7.95	5.50
08AK1F2	12.700	9.50	25.40	35.20	1.50	7.90	4.85
08AK1F4	12.700	9.50	25.39	35.19	1.50	7.90	5.50
08BA1F11	12.700	11.00	25.40	36.40	1.60	8.90	4.30
08BA1F16	12.700	12.30	27.80	42.80	1.60	21.00	5.20
08BA1F18	12.700	9.50	28.30	37.00	1.60	8.00	4.30
08BA1F2	12.700	11.40	38.60	49.60	1.60	8.90	3.50
08BA1F20	12.700	12.60	22.95	33.95	1.60	10.20	5.00
08BA1F28	12.700	9.50	25.40	34.52	1.60	9.95	4.00
08BA1F30	12.700	11.00	26.23	35.43	1.60	9.00	4.50
08BA1F33	12.700	10.00	30.40	38.80	1.60	8.20	3.10
08BA1F34	12.700	9.60	36.40	48.00	1.60	9.60	3.20

\*直链板

\*Straight side plates

## 短节距输送链附件

### Short pitch conveyor chain attachments



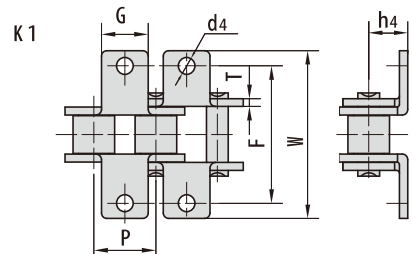
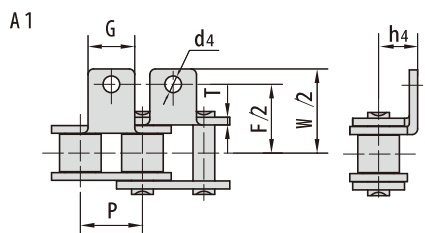
东华链号 Donghua Chain No.	P	G	F	W	T	h4	d4
	mm	mm	mm	mm	mm	mm	mm
08BA1F39	12.700	9.50	36.40	44.00	1.60	9.50	3.20
08BA1F40	12.700	9.50	26.60	34.20	1.60	8.50	3.20
08BA1F41	12.700	12.50	35.00	43.00	1.60	9.00	3.70
08BA1F47	12.700	9.50	26.60	32.60	1.60	8.50	3.10
08BA1F48	12.700	13.00	38.20	48.60	1.60	10.50	6.10
08BA1F49	12.700	12.00	26.00	38.80	1.60	8.00	3.50
08BA1F51	12.700	9.50	25.40	35.20	1.60	8.90	4.30
08BA1F53	12.700	11.00	26.00	36.40	1.60	8.90	6.5×4.5
08BA1F56	12.700	9.50	34.20	43.70	1.60	9.00	3.10
08BA1F58	12.700	9.50	47.00	57.50	1.60	8.90	4.50
08BA1F6	12.700	18.00	25.80	37.80	1.60	8.00	4.20
08BA1F8	12.700	11.20	21.85	32.85	2.50	8.90	4.30
08BA3F1	12.700	22.70	33.20	46.90	1.60	7.80	2.9/6.7
08BF30	12.700	18.00	27.20	40.00	1.60	8.00	4.30
08BF33	12.700	9.50	27.74	38.80	1.60	8.50	3.10
08BK1F10	12.700	11.00	27.77	38.77	1.55	8.75	4.30
08BK1F14	12.700	11.00	25.57	36.57	1.60	8.90	6.50
08BK1F15	12.700	17.90	27.60	39.60	1.60	8.00	7.10
08BK1F26	12.700	11.00	26.50	36.00	1.60	8.80	4.40
08BK1F29	12.700	12.50	26.20	38.00	1.60	10.00	4.50
08BK1F35	12.700	9.50	25.33	35.03	1.60	8.90	M 3
08BK1F43	12.700	9.50	28.20	37.20	1.60	8.40	4.30
08BK1F44	12.700	11.50	26.00	36.00	1.60	8.50	4.20
08BK1F5	12.700	9.50	29.00	38.70	1.60	7.10	4.50
08BK1F54	12.700	14.00	30.20	42.00	1.60	8.90	5.50
08BK1F55	12.700	12.00	25.40	36.40	1.60	8.90	5.00
08BK1F57	12.700	12.00	25.40	36.40	1.60	8.90	5.50
08BK1F7	12.700	9.50	29.00	39.00	1.60	7.00	4.50
08BK1F9	12.700	9.50	25.40	36.40	1.60	8.90	M 4
428HK1F3	12.700	11.50	30.00	43.50	2.03	8.90	5.50
*C 10BK0F1	15.875	13.00	-	35.00	1.70	10.30	-
10AA1F10	15.875	12.70	31.80	46.20	2.03	10.30	M 5
10AA1F11	15.875	12.70	31.80	46.20	2.03	25.30	5.50

\*直链板

\*Straight side plates

## 短节距输送链附件

Short pitch conveyor chain attachments

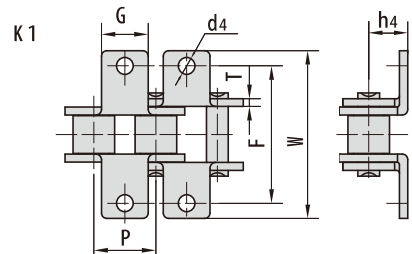
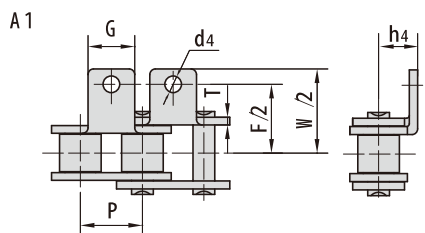


东华链号 Donghua Chain No.	P	G	F	W	T	h4	d4
	mm	mm	mm	mm	mm	mm	mm
10AA1F13	15.875	14.00	33.20	50.40	2.03	11.50	3.10
10AA2F1	15.875	24.10	33.60	43.20	2.03	8.20	3.50
10AHK1F1	15.875	12.70	34.00	48.40	2.42	10.30	M 5
10AHK1F2	15.875	12.70	33.00	47.40	2.42	10.40	M 5
10AK1F23	15.875	20.00	32.16	48.06	2.03	10.90	6.50
10AK1F24	15.875	12.70	31.75	46.20	2.03	10.30	5.20
10AK1F3	15.875	14.29	31.75	46.20	2.03	10.30	5.50
10AK1F5	15.875	20.00	39.00	50.10	2.03	12.50	M 5
10AK1F7	15.875	12.70	31.80	46.20	2.03	10.30	M 6
10AK1F8	15.875	12.70	31.80	46.20	2.03	10.30	6.50
10AK1F9	15.875	20.00	38.97	50.07	2.03	12.50	5.50
10BA0F2	15.875	14.00	-	49.41	1.70	10.30	-
10BA0F3	15.875	14.00	-	46.51	1.70	10.40	-
10BA1F11	15.875	15.00	31.80	49.60	1.70	10.30	M 5
10BA1F13	15.875	14.10	30.81	48.01	1.70	10.50	M 5
10BA1F14	15.875	14.30	31.76	44.60	1.70	10.31	6.40
10BF11	15.875	14.00	-	51.81	1.70	10.40	-
10BK0F4	15.875	14.00	-	45.81	1.70	10.30	-
10BK0F5	15.875	15.00	-	69.20	1.70	10.31	-
10BK1F12	15.875	13.00	32.41	50.11	1.70	11.00	6.00
10BK1F17	15.875	14.30	31.80	44.60	1.70	10.31	7.3×5.5
10BK1F18	15.875	14.00	32.78	49.96	1.70	11.50	3.10
10BK1F19	15.875	12.80	32.00	46.60	1.70	10.60	M 6
10BK1F2	15.875	13.00	32.40	45.20	1.70	11.00	6.00
10BK1F21	15.875	14.00	35.00	50.80	1.70	9.00	7.10
10BK1F22	15.875	14.10	31.80	47.60	1.70	10.40	5.20
10BK1F3	15.875	13.00	32.41	51.11	1.70	10.50	6.00
10BK1F4	15.875	17.50	30.41	47.41	1.70	11.50	6.00
10BK1F5	15.875	13.00	29.41	42.21	1.70	10.00	5.50
10BK1F6	15.875	12.70	30.00	47.00	1.70	10.20	5.30
10BK1F7	15.875	14.00	31.50	49.60	1.70	10.30	5.50
10BK1F8	15.875	14.00	31.41	48.31	1.70	10.50	5.30
10BSBA1F2	15.875	13.50	30.00	44.40	1.70	10.50	5.30



## 短节距输送链附件

### Short pitch conveyor chain attachments



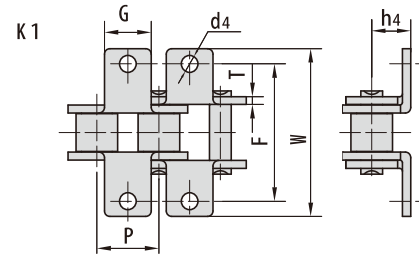
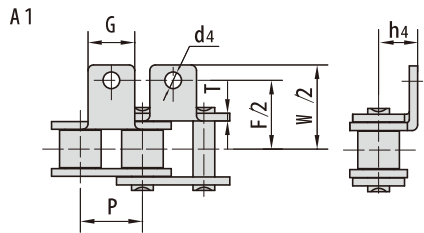
东华链号 Donghua Chain No.	P	G	F	W	T	h4	d4
	mm	mm	mm	mm	mm	mm	mm
500RA1F14	15.875	12.70	34.40	48.80	2.03	10.30	5.20
*C12BA1F26	19.050	16.00	37.60	56.00	1.85	13.50	7.20
12AA1F10	19.050	15.90	38.10	55.60	2.42	11.90	7.00
12AA1F32	19.050	25.00	44.84	58.84	2.42	21.00	5.50
12AA1F33	19.050	15.90	38.10	55.60	2.42	11.90	6.30
12AA1F7	19.050	15.90	38.10	55.50	2.42	11.90	6.00
12AA2F11	19.050	21.00	40.00	51.20	2.42	11.90	5.30
12AK1F1	19.050	15.90	40.00	55.60	2.42	11.90	6.20
12AK1F22	19.050	15.90	38.10	55.50	2.42	13.46	M 5
12AK1F27	19.050	15.90	60.80	78.20	2.42	11.90	6.35
12AK1F28	19.050	15.90	38.10	55.60	2.42	11.90	8.50
12AK1F30	19.050	15.90	38.20	55.60	2.42	11.90	6.50
12AK1F31	19.050	25.00	45.50	64.50	2.42	11.90	8.20
12AK1F34	19.050	15.90	38.10	55.60	2.42	11.90	M 6
12AK1F36	19.050	15.90	38.10	55.60	2.42	11.90	M 4
12AK1F4	19.050	15.90	38.10	55.50	2.42	11.90	M 5
12AK1F7	19.050	15.90	38.10	55.60	2.42	11.90	6.00
12AK1F8	19.050	15.90	40.00	55.60	2.42	11.90	6.80
12BA0F1	19.050	36.10	-	56.75	1.85	12.00	-
12BA0F3	19.050	33.60	-	56.80	1.85	11.50	-
12BA1F1	19.050	16.00	38.10	52.40	1.85	13.46	8.20
12BA1F12	19.050	18.00	35.20	52.70	1.85	12.20	6.40
12BA1F18	19.050	24.00	35.45	51.75	1.85	12.00	6.60
12BA1F23	19.050	18.00	36.00	56.60	1.85	11.00	M 6
12BA1F30	19.050	20.00	45.70	65.60	1.80	12.00	6.40
12BA1F34	19.050	15.90	34.25	55.60	1.85	11.90	10.9×6.4
12BFK1	19.050	16.50	40.00	54.80	1.85	12.00	6.60
12BK1F10	19.050	20.50	40.00	54.50	1.85	12.00	8.50
12BK1F11	19.050	16.00	38.15	52.55	1.85	13.46	10.00
12BK1F13	19.050	16.00	40.00	60.00	2.03	11.90	6.50
12BK1F15	19.050	18.00	37.00	54.60	1.85	12.20	6.40
12BK1F17	19.050	16.00	35.64	55.24	1.85	11.90	6.70
12BK1F19	19.050	18.00	36.00	55.40	1.85	12.00	6.60
12BK1F2	19.050	16.00	38.10	52.40	1.85	13.46	8.00

\*直链板

\*Straight side plates

## 短节距输送链附件

Short pitch conveyor chain attachments



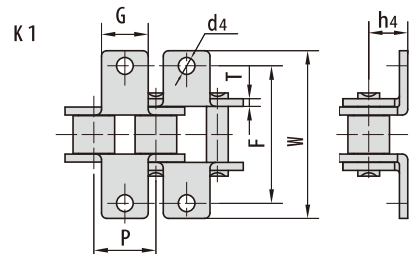
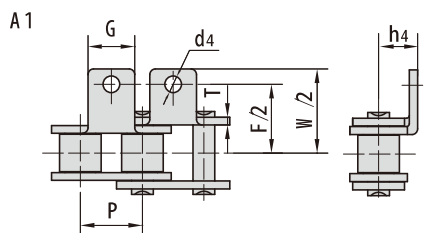
东华链号 Donghua Chain No.	P	G	F	W	T	h4	d4
	mm	mm	mm	mm	mm	mm	mm
12BK1F20	19.050	16.00	35.20	51.40	1.85	12.00	7.60
12BK1F24	19.050	18.50	37.20	58.00	1.85	11.00	M 6
12BK1F27	19.050	16.00	28.00	37.60	1.85	12.20	5.00
12BK1F28	19.050	16.00	41.00	54.65	1.85	10.00	6.40
12BK1F29	19.050	16.00	40.00	54.40	1.85	13.40	6.30
12BK1F31	19.050	20.00	44.80	64.80	1.85	11.70	6.50
12BK1F32	19.050	18.00	35.80	55.50	1.85	12.00	10.00
12BK1F33	19.050	16.00	38.10	52.40	1.85	13.46	8.10
12BK1F37	19.050	16.00	28.00	42.00	1.85	13.00	4.50
12BK1F38	19.050	16.00	38.10	52.44	1.85	13.46	7.20
12BK1F4	19.050	16.00	38.10	52.40	1.85	13.46	6.40
12BK1F40	19.050	18.00	35.44	54.94	1.80	11.60	6.40
12BK1F41	19.050	16.00	35.00	51.60	1.85	12.00	5.60
12BK1F5	19.050	18.00	35.44	54.05	1.80	11.60	6.40
12BK1F6	19.050	16.00	35.00	52.40	1.85	13.46	6.40
12BK1F8	19.050	18.00	35.20	50.40	1.85	12.20	6.40
12BK1F9	19.050	16.00	24.80	39.00	1.85	13.46	6.40
*C 16BK1F40	25.400	16.00	37.60	56.00	1.85	13.50	7.20
16AA1F12	25.400	19.10	44.00	64.80	3.25	15.90	6.00
16AA1F19	25.400	24.00	50.80	72.80	3.25	15.90	9.00
16AA1F36	25.400	19.10	50.80	64.80	3.25	15.90	8.00
16AA1F4	25.400	19.10	50.80	64.80	3.25	15.90	6.00
16AA1F43	25.400	19.10	50.80	64.80	3.25	15.90	8.20
16AHA1F1	25.400	36.50	52.80	85.80	4.00	15.90	8.90
16AHK1F10	25.400	29.00	50.80	70.60	4.00	19.10	8.20
16AHK1F11	25.400	29.00	58.00	82.60	4.00	16.90	8.10
16AHK1F12	25.400	19.10	50.80	70.60	4.00	19.10	8.50
16AK1F10	25.400	19.10	50.80	64.80	3.25	15.90	10.00
16AK1F14	25.400	19.10	50.71	64.71	3.25	15.90	7.00
16AK1F17	25.400	19.10	50.80	78.60	3.25	15.90	6.80
16AK1F2	25.400	38.10	50.71	73.11	3.25	15.90	7.00
16AK1F3	25.400	30.00	56.30	82.40	3.25	16.00	6.50

\*直链板

\*Straight side plates

## 短节距输送链附件

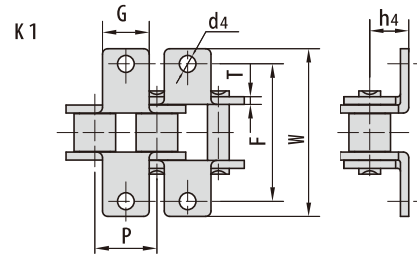
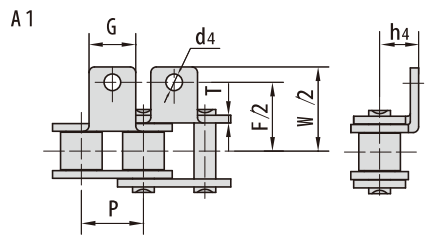
### Short pitch conveyor chain attachments



东华链号 Donghua Chain No.	P	G	F	W	T	h4	d4
	mm	mm	mm	mm	mm	mm	mm
16AK1F39	25.400	19.10	50.80	64.80	3.25	15.90	5.00
16AK1F40	25.400	19.10	50.80	64.80	3.25	15.90	8.60
16AK1F42	25.400	19.10	50.80	73.20	3.25	15.90	6.80
16AK1F5	25.400	25.40	44.00	56.00	3.25	15.90	6.00
16AK1F6	25.400	24.00	44.00	56.00	3.25	15.90	6.00
16AK1F8	25.400	25.00	57.80	74.90	3.25	14.50	6.80
16BA1F51	25.400	24.00	57.60	82.60	3.10	17.00	9.00
16BA1F7	25.400	24.00	58.00	75.60	3.10	18.00	9.00
16BK1F10	25.400	24.00	53.58	77.58	3.00	16.30	8.20
16BK1F11	25.400	26.00	58.00	74.60	4.00	18.00	9.00
16BK1F13	25.400	25.00	58.00	84.40	3.10	18.00	9.00
16BK1F15	25.400	25.00	68.00	130.00	3.10	17.00	9.10
16BK1F16	25.400	23.80	58.00	83.80	1.85	17.00	8.40
16BK1F17	25.400	25.00	50.80	70.20	4.15	20.20	9.10
16BK1F19	25.400	24.00	57.15	75.00	4.15	18.00	9.00
16BK1F22	25.400	18.00	54.60	72.00	3.10	18.00	10.00
16BK1F28	25.400	25.00	57.80	83.60	3.10	18.00	9.00
16BK1F3	25.400	19.10	50.80	72.60	3.10	15.88	8.20
16BK1F34	25.400	25.40	50.80	72.10	3.10	15.88	M 6
16BK1F4	25.400	36.00	54.00	78.60	3.10	16.00	8.20
16BK1F41	25.400	24.00	57.62	75.62	3.10	20.20	8.40
16BK1F42	25.400	24.00	57.72	75.72	3.10	16.50	9.00
16BK1F43	25.400	24.00	58.00	75.60	3.10	18.00	10.00
16BK1F44	25.400	25.00	58.00	84.40	3.10	18.00	10.20
16BK1F45	25.400	23.80	58.00	83.82	3.10	17.00	8.00
16BK1F46	25.400	36.00	54.00	78.60	3.10	16.00	8.40
16BK1F47	25.400	36.00	54.00	78.60	3.10	16.00	10.00
16BK1F48	25.400	19.05	54.43	72.80	3.10	16.00	12.6×9.0
16BK1F49	25.400	19.10	50.80	72.60	4.15	15.88	8.20
16BK1F5	25.400	25.00	57.80	83.60	3.10	19.00	9.00
16BK1F52	25.400	40.00	59.58	83.00	3.10	16.85	8.60
16BK1F53	25.400	24.00	58.00	79.60	3.10	18.00	9.00
16BK1F54	25.400	25.00	62.12	88.32	3.10	18.00	9.00
16BK1F56	25.400	19.00	50.80	74.80	3.10	15.90	6.80
20AHK1F1	31.750	25.40	61.08	87.675	4.80	19.81	10.30
20AK1F2	31.750	25.40	53.25	77.15	6.00	19.84	8.20

# 短节距输送链附件

## Short pitch conveyor chain attachments



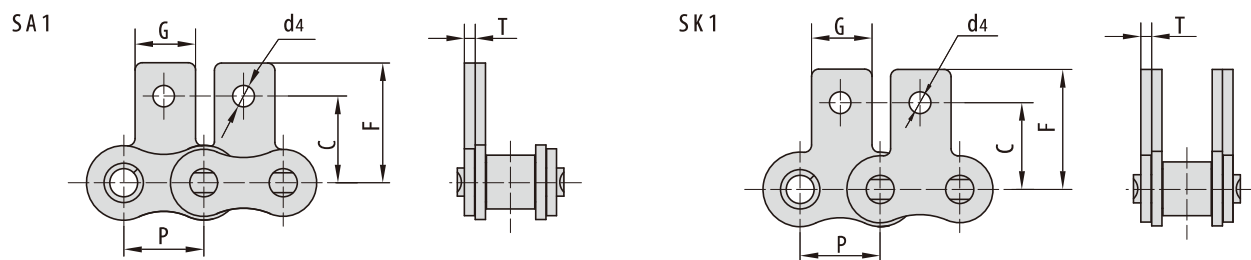
东华链号 Donghua Chain No.	P	G	F	W	T	h4	d4
	mm	mm	mm	mm	mm	mm	mm
20AK1F3	31.750	25.40	63.50	87.30	4.00	19.80	8.70
20AK1F4	31.750	25.40	63.50	89.80	4.00	19.80	8.20
20AK1F5	31.750	26.00	68.00	88.00	4.00	23.50	11.0×8.6
20AK1F7	31.750	25.40	63.50	89.60	4.00	19.80	9.20
20AK1F9	31.750	25.40	63.50	89.60	4.00	19.80	10.50
20BA1F6	31.750	35.00	63.50	100.50	3.50	19.80	11.00
20BA2F7	31.750	58.10	63.40	100.40	3.50	19.80	10.50
20BK1F2	31.750	26.00	68.00	88.00	4.50	23.50	9.60
20BK1F4	31.750	25.40	63.50	100.50	3.50	19.80	9.00
20BK1F5	31.750	35.00	65.00	94.20	3.50	19.80	12.50
20BK1F7	31.750	35.00	70.00	100.50	3.50	22.00	8.50
20BK1F8	31.750	35.00	67.00	104.00	3.50	18.00	9.00
*C 24BK0F1	38.100	30.00	-	118.00	6.00	25.00	-
*C 24BK1F1	38.100	30.00	77.00	108.40	6.00	25.00	10.50
24AA1F1	38.100	28.60	76.20	111.60	4.80	23.80	9.80
24AA1F10	38.100	38.00	88.20	128.00	4.80	27.40	10.50
24AA1F12	38.100	28.40	75.40	99.60	4.80	23.00	10.30
24AA1F14	38.100	28.60	76.20	108.50	4.80	23.00	10.30
24AA1F3	38.100	45.00	110.00	138.00	10.00	30.00	14.00
24AK1F11	38.100	28.60	76.20	108.50	4.80	23.00	M 4
24AK1F4	38.100	28.60	88.90	108.80	4.80	23.00	12.00
24AK1F6	38.100	45.00	100.00	128.00	8.00	30.00	12.00
24AK1F7	38.100	30.00	77.00	101.60	4.80	30.00	11.00
24BK1F2	38.100	38.00	88.00	128.00	4.80	25.00	11.00
28AK1F6	44.450	35.50	88.90	107.70	5.60	28.60	11.40
28BF5	44.450	55.00	120.00	148.00	10.00	30.00	14.00
28BF6	44.450	55.00	120.00	154.00	10.00	30.00	20×14
28BK1F2	44.450	55.00	120.00	148.00	10.00	30.00	14.00
28BK1F3	44.450	74.00	108.00	155.00	6.00	32.00	13.00
28BK1F4	44.450	35.00	107.00	158.00	6.00	32.00	14.00
32AK1F1	50.800	38.10	101.60	142.80	6.40	31.75	14.30
32BK1F1	50.800	50.80	108.00	152.60	6.00	35.00	14.00
36AK1F1	57.150	40.00	114.30	144.30	7.20	42.00	15.00
40BK1F1	63.500	40.00	140.00	173.40	8.00	48.825	13.00

\*直链板

\*Straight side plates

## 短节距输送链附件

Short pitch conveyor chain attachments



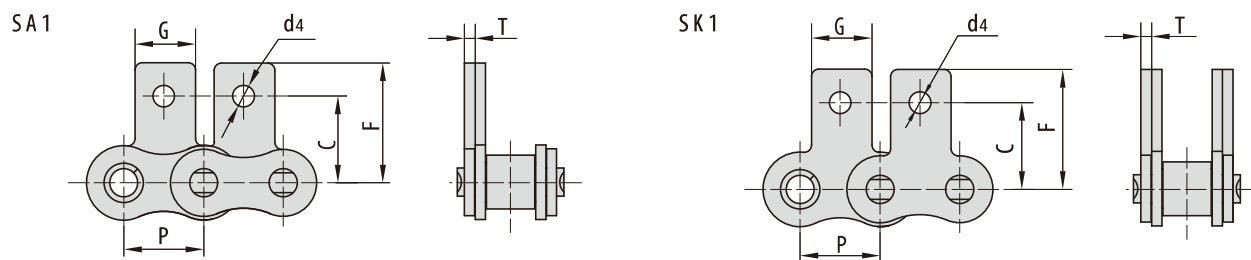
东华链号 Donghua Chain No.	P	G	C	F	T	d4
	mm	mm	mm	mm	mm	mm
05BSA1F1	8.000	8.00	8.00	11.50	0.80	3.10
05BSK1F2	8.000	8.00	7.50	11.50	0.80	3.00
*06BSA0F2	9.525	8.00	—	22.10	1.30	—
*06BSK1F2	9.525	8.00	9.50	13.50	1.15	3.50
06CSA0	9.525	17.32	—	14.55	1.30	—
35SK1F1	9.525	7.90	9.50	14.55	1.30	4.00
*C08BSA1F21	12.700	9.50	13.35	18.90	1.60	5.30
08ASA1F2	12.700	9.50	8.73	17.50	1.50	4.76
08ASA1F3	12.700	9.60	12.70	17.30	1.50	3.60
08ASA1F4	12.700	9.50	12.70	19.05	1.50	4.20
08ASK0F1	12.700	9.50	—	22.23	1.50	—
08BA1F52	12.700	9.50	—	15.00	1.60	—
08BHSK1F1	12.700	11.00	13.35	18.90	2.03	6.50
08BSA0F1	12.700	11.00	—	19.00	1.60	—
08BSA1F1	12.700	18.00	15.00	21.50	1.60	6.30
08BSA1F19	12.700	18.00	15.00	21.50	1.60	8.00
08BSA1F32	12.700	11.00	14.30	20.00	1.60	6.35
08BSA1F8	12.700	12.50	14.70	20.30	1.60	4.50
08BSA1F9	12.700	12.50	14.70	20.30	1.60	4.50
08BSK0F4	12.700	11.00	—	45.00	1.60	—
08BSK0F7	12.700	10.00	—	23.80	1.60	—
08BSK1F12	12.700	12.50	14.70	20.30	1.60	5.00
08BSK1F2	12.700	11.00	13.40	18.90	1.60	4.30
08BSK1F22	12.700	11.00	13.00	20.80	1.60	4.45
08BSK1F3	12.700	11.00	14.10	19.50	1.55	4.30
08BSK1F34	12.700	9.50	14.10	19.20	1.60	4.30

\*直链板

\*Straight side plates

## 短节距输送链附件

Short pitch conveyor chain attachments



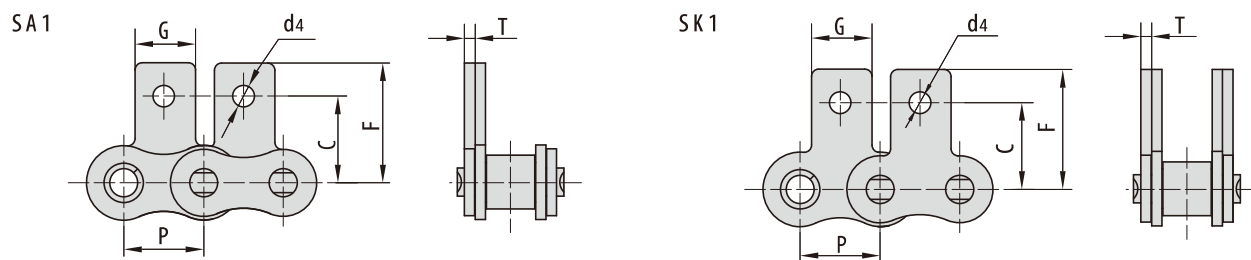
东华链号 Donghua Chain No.	P	G	C	F	T	d4
	mm	mm	mm	mm	mm	mm
08BSK1F4	12.700	11.00	13.35	18.90	1.60	6.50
08BSK1F5	12.700	9.50	13.35	18.90	1.60	6.30
08BSK1F6	12.700	11.00	14.30	19.30	1.60	4.30
08BSK1F7	12.700	11.00	13.00	20.80	1.60	4.45
41SK1F3	12.700	9.50	11.85	16.55	1.30	6.20
10ASA0F2	15.875	28.50	—	93.00	2.03	—
10ASA1F8	15.875	12.70	15.90	25.25	2.03	8.00
10ASK1F1	15.875	20.00	15.68	22.88	2.03	8.50
10ASK1F3	15.875	12.70	15.25	23.60	2.03	5.30
10ASK1F6	15.875	12.70	15.90	25.25	2.03	6.10
10BSA0F1	15.875	8.22	—	29.52	1.70	—
10BSA1F3	15.875	24.00	16.00	24.20	1.70	5.10
10BSK1F5	15.875	14.10	15.90	23.70	1.70	5.20
*C 12ASK1F6	19.050	15.75	17.78	25.50	2.42	5.70
12ASA1F4	19.050	15.90	18.30	29.33	2.42	8.50
12ASK1F1	19.050	15.90	18.30	29.33	2.42	6.10
12BSA1F3	19.050	17.00	16.00	26.60	1.85	8.00
12BSA1F4	19.050	18.00	17.00	27.00	1.85	8.00
12BSK0F1	19.050	15.00	—	26.50	1.85	—
12BSK0F4	19.050	15.90	—	26.00	3.30	—
12BSK1F1	19.050	18.00	18.20	28.10	1.80	6.40
12BSK1F2	19.050	18.00	18.30	26.10	1.85	6.20
12BSK1F6	19.050	18.00	18.20	28.10	1.80	6.40
12BSK1F7	19.050	16.00	17.90	26.20	1.85	5.60
*C 16ASA2F1	25.400	49.40	29.50	39.50	3.25	5.50
*C 16BSK0F1	25.400	25.00	—	25.00	4.15	—

\*直链板

\*Straight side plates

## 短节距输送链附件

Short pitch conveyor chain attachments



东华链号 Donghua Chain No.	P	G	C	F	T	d4
	mm	mm	mm	mm	mm	mm
*C 16BSK0F3	25.400	23.94	-	22.20	3.10	-
*C 16BSK0F4	25.400	46.90	-	20.50	3.10	-
16ASAF1	25.400	19.10	-	34.70	3.25	-
16ASAF2	25.400	19.10	-	34.70	3.25	-
16AWSK1F3	25.400	45.90	16.00	34.40	3.25	14.52
16BSA1F6	25.400	25.40	27.30	36.00	3.10	8.40
16BSK1F10	25.400	36.20	24.60	36.60	3.10	8.20
16BSK1F11	25.400	19.00	26.00	35.00	3.10	6.80
16BSK1F2	25.400	24.00	25.40	37.40	3.00	8.20
16BSK1F3	25.400	19.10	23.15	34.00	3.10	9.00
16BSK1F7	25.400	19.10	23.15	34.00	3.10	8.00
16BSK1F8	25.400	24.00	31.00	41.00	3.10	10.00
16BSK1F9	25.400	24.00	31.10	39.10	3.10	9.00
16BWSK0F8	25.400	47.00	-	38.00	4.15	-
20BSK1F1	31.750	25.40	30.50	45.70	3.50	9.00
24ASK1F3	38.100	28.60	34.40	50.70	4.80	9.80
24ASK1F4	38.100	28.60	36.50	51.60	4.80	10.30
24BSK1F1	38.100	30.00	42.65	61.70	4.80	10.50
24BSK1F2	38.100	36.00	43.20	61.50	4.80	20.3/11.6
24BSK1F4	38.100	30.00	36.50	51.40	4.80	10.50
28SK1F1	44.450	41.00	44.50	62.00	6.00	16.00
32ASWA2F1	50.800	92.00	48.90	69.50	6.40	13.10
32BSK1F1	50.800	50.80	53.50	77.00	6.00	14.00
40ASA1F2	63.500	63.50	40.00	56.00	8.00	22.00
40BSK1F1	63.500	56.00	48.00	68.00	8.50	16.20

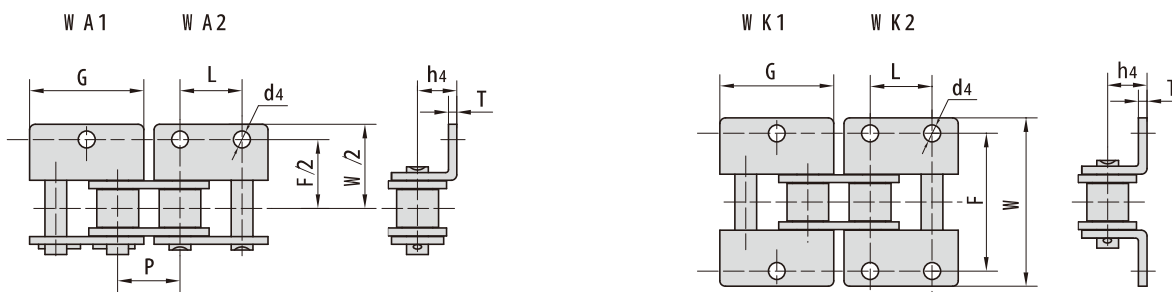
\*直链板

\*Straight side plates



# 短节距输送链附件

## Short pitch conveyor chain attachments

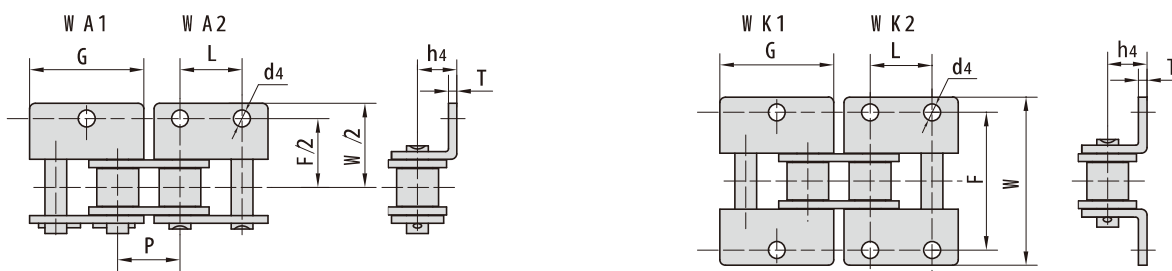


东华链号 Donghua Chain No.	P	G	L	F	W	T	h <sub>4</sub>	d <sub>4</sub>
	mm	mm	mm	mm	mm	mm	mm	mm
*06BK2F2	9.525	17.75	9.520	18.80	26.80	1.15	6.50	3.50
*06BW K2F1	9.525	17.70	9.525	19.50	28.50	1.30	6.70	4.10
06CK2F4	9.525	18.50	9.525	19.10	28.60	1.30	6.45	5.00
08AW A1F2	12.700	24.00	-	56.40	68.60	2.00	9.60	5.10
08AW A2F2	12.700	23.00	12.700	25.40	35.60	1.50	7.90	3.60
08AW K1F1	12.700	23.00	-	25.40	35.60	1.50	7.90	4.20
08AW K1F2	12.700	23.00	-	25.40	35.60	1.50	7.90	M 5
08AW K1F3	12.700	23.00	-	25.52	35.72	1.50	7.90	5.50
08B (W) K2F30	12.700	23.30	12.700	28.18	37.18	1.60	8.40	4.30
08BA1F45	12.700	18.00	-	27.60	39.60	1.60	8.00	4.30
08BF30W K2	12.700	23.00	12.700	42.00	52.30	1.60	6.50	5.15
08BK2F30	12.700	23.30	12.700	28.20	37.20	1.60	8.40	4.30
08BW A1F1	12.700	23.30	-	27.40	38.80	1.60	8.00	4.30
08BW A1F16	12.700	23.10	-	26.00	36.40	1.60	8.90	6.5×4.5
08BW A1F17	12.700	25.00	-	30.00	45.00	1.60	10.00	8.00
08BW A1F18	12.700	23.30	-	25.50	35.20	1.60	8.90	6.00
08BW A1F19	12.700	24.00	-	25.40	36.60	1.60	7.00	M 5
08BW A1F6	12.700	24.00	-	25.40	38.80	1.60	8.90	6.60
08BW A2F25	12.700	24.50	12.700	25.40	35.20	1.60	8.90	4.50
08BW A2F30	12.700	23.30	12.700	30.00	42.00	1.60	8.50	4.30
08BW A2F31	12.700	23.30	14.000	25.40	43.00	1.60	8.90	4.00
08BW A2F33	12.700	23.30	12.700	27.60	40.80	1.60	8.50	4.30
08BW A2F34	12.700	23.60	12.700	32.60	44.60	1.60	9.50	4.20
08BW A2F4	12.700	24.00	12.700	25.40	36.40	1.60	8.90	4.30
08BW A2F6	12.700	25.00	12.500	26.00	35.60	1.60	8.90	4.50
08BW K1F10	12.700	24.00	-	62.83	75.43	2.00	10.00	5.00
08BW K1F11	12.700	23.30	-	25.40	35.20	1.60	8.90	5.00
08BW K1F12	12.700	23.30	-	25.40	35.10	1.60	8.90	M 5
08BW K2F2	12.700	23.20	12.700	28.40	42.60	3.00	8.50	5.40

\*直链板  
\*Straight side plates

## 短节距输送链附件

### Short pitch conveyor chain attachments



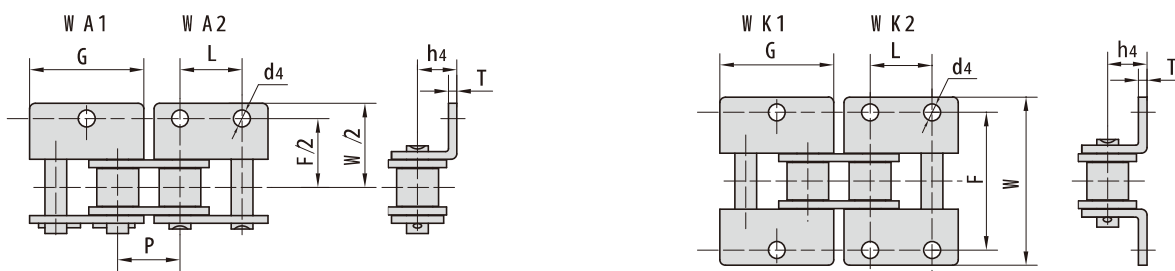
东华链号 Donghua Chain No.	P	G	L	F	W	T	h4	d4
	mm	mm	mm	mm	mm	mm	mm	mm
08BW K2F27	12.700	24.00	12.000	30.43	43.43	2.00	10.00	4.30
08BW K2F28	12.700	24.40	12.700	42.00	56.30	1.60	8.50	6.00
08BW K2F29	12.700	25.45	12.700	34.03	45.93	1.50	13.00	6.00
08BW K2F3	12.700	23.20	12.700	32.00	43.60	1.60	10.00	4.50
08BW K2F32	12.700	23.30	12.700	25.40	40.00	1.60	8.90	M 5
08BW K2F39	12.700	24.50	12.700	27.60	41.80	1.60	8.50	4.80
08BW K2F4	12.700	24.00	12.700	25.40	36.40	1.60	8.90	4.30
08BW K2F40	12.700	23.10	12.700	26.00	36.40	1.60	8.90	6.50×4.50
08BW K2F5	12.700	24.20	12.700	23.95	34.95	1.55	8.75	4.30
40W K2F2	12.700	24.00	12.700	25.40	34.70	1.50	8.30	3.18
41W A1F4	12.700	22.30	-	30.00	41.00	1.30	7.20	5.00
428HW K1	12.700	23.30	-	38.00	56.40	2.42	11.00	5.50
10A (W) A2F1	15.875	24.10	15.875	33.60	43.20	2.03	8.20	3.50
10AW A1F2	15.875	28.80	-	32.40	42.20	2.03	10.30	5.20
10AW A1F6	15.875	28.80	-	31.80	46.60	2.03	10.30	6.50
10AW A2F1	15.875	24.10	15.880	30.70	43.89	2.03	10.10	3.90
10AW K1F1	15.875	28.80	-	31.75	46.00	2.03	10.30	8.20
10AW K1F2	15.875	30.00	-	31.75	46.00	2.03	10.30	5.20
10BW A1F1	15.875	28.50	-	52.00	73.00	1.70	10.50	10.00×8.00
10BW A2F2	15.875	28.36	15.760	30.40	39.80	1.60	10.50	5.20
10BW K1F4	15.875	29.58	-	31.80	44.60	1.70	10.31	7.30×5.50
10BW K2F10	15.875	28.60	15.900	31.80	47.60	1.70	10.30	5.20
10BW K2F2	15.875	28.36	15.760	30.40	39.80	1.60	10.50	5.20
10BW K2F3	15.875	29.90	15.880	31.59	45.59	1.60	10.50	5.30
10BW K2F4	15.875	29.58	15.880	31.71	48.41	1.70	10.31	5.30
10BW K2F8	15.875	29.58	15.875	31.80	44.60	1.70	10.31	7.30×5.50
10BW K2F9	15.875	29.90	15.880	48.20	62.20	1.60	10.50	5.30
*C 12BW K2F12	19.050	35.00	19.050	37.20	58.00	1.85	11.00	6.60
12AF99	19.050	34.65	19.050	38.10	56.40	2.42	11.90	5.00

\*直链板

\*Straight side plates

## 短节距输送链附件

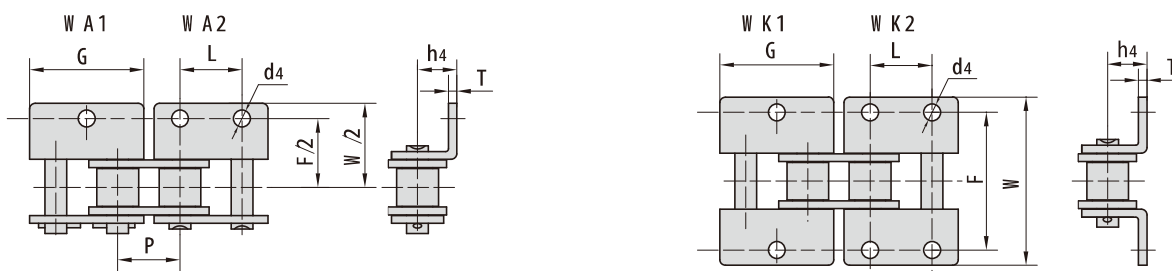
### Short pitch conveyor chain attachments



东华链号 Donghua Chain No.	P	G	L	F	W	T	h <sub>4</sub>	d <sub>4</sub>
	mm	mm	mm	mm	mm	mm	mm	mm
12AHW A2F3	19.050	34.60	19.050	38.10	56.40	3.25	13.90	6.50
12AHW K2F1	19.050	34.65	19.050	40.60	59.00	3.25	11.90	5.50
12AW A1F5	19.050	34.65	—	38.10	54.40	2.42	11.90	7.00
12AW A1F6	19.050	34.65	—	44.00	62.00	2.42	11.90	10.50
12AW A1F8	19.050	36.00	—	38.10	58.20	2.42	11.90	5.00
12AW A1F9	19.050	34.65	—	38.10	54.40	2.42	11.90	6.50
12AW A2F1	19.050	34.65	19.050	38.20	56.60	2.42	11.90	6.35
12AW A2F10	19.050	34.65	19.050	47.00	62.00	2.42	11.90	8.50
12AW A2F13	19.050	34.65	19.050	38.10	56.40	2.42	11.90	M 6
12AW K1F32	19.050	34.65	—	38.10	54.40	2.42	11.90	6.00
12AW K2F5	19.050	34.65	14.300	38.10	54.40	2.42	11.90	6.00
12BF42W K2	19.050	34.90	19.000	35.20	54.60	1.85	12.20	6.40
12BW A1F13	19.050	34.65	—	35.00	51.60	1.85	13.46	7.00
12BW A1F2	19.050	34.05	—	38.10	26.20	1.85	13.46	—
12BW A2F1	19.050	34.80	19.050	35.20	61.40	1.85	12.00	5.50
12BW A2F10	19.050	34.05	19.050	38.90	56.90	1.85	13.46	7.00
12BW A2F11	19.050	32.00	19.050	38.10	56.40	1.85	11.90	5.50
12BW A2F17	19.050	37.00	19.050	38.08	52.38	1.85	13.46	6.40
12BW A2F18	19.050	34.05	19.050	38.10	52.40	1.85	18.50	6.40
12BW A2F19	19.050	37.20	19.050	35.50	56.90	1.85	12.00	6.20
12BW A2F2	19.050	34.90	19.000	35.00	50.60	1.85	12.00	6.20
12BW A2F20	19.050	35.05	19.000	35.20	50.40	1.85	12.20	6.40
12BW A2F21	19.050	34.90	19.000	35.20	54.60	1.85	12.20	6.40
12BW A2F22	19.050	34.05	19.050	37.30	56.00	1.85	11.90	6.50
12BW A2F3	19.050	30.00	20.000	37.40	53.00	1.85	12.00	6.10
12BW A2F5	19.050	30.00	20.000	39.60	55.30	1.85	14.00	M 6
12BW A2F6	19.050	30.00	20.000	38.60	57.00	1.85	13.46	6.20
12BW K0F1	19.050	30.00	—	—	55.30	3.00	14.00	5.50
12BW K1F1	19.050	34.05	—	38.10	52.40	1.85	13.46	8.50

# 短节距输送链附件

## Short pitch conveyor chain attachments



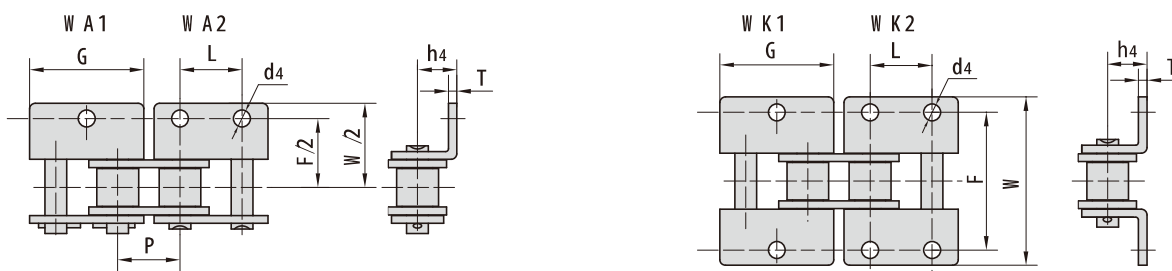
东华链号 Donghua Chain No.	P	G	L	F	W	T	h4	d4
	mm	mm	mm	mm	mm	mm	mm	mm
12BW K1F11	19.050	34.65	-	35.00	56.40	1.85	11.90	6.20
12BW K1F12	19.050	34.05	-	35.00	52.40	1.85	13.46	M 6
12BW K1F14	19.050	34.05	-	36.50	52.40	1.85	11.90	10.9×6.4
12BW K1F15	19.050	34.85	-	34.84	51.24	1.85	11.40	6.20
12BW K2F23	19.050	34.05	19.050	36.50	52.40	1.85	11.90	10.9×6.4
12BW K2F25	19.050	34.05	19.050	35.10	54.60	1.85	12.00	6.60
12BW K2F27	19.050	35.25	19.050	35.40	54.90	1.80	11.60	6.40
12BW K2F28	19.050	35.00	19.000	35.00	62.80	1.85	12.00	5.60
12BW K2F7	19.050	34.90	19.000	35.00	55.40	1.85	12.20	6.40
12BW K2F8	19.050	35.60	19.050	38.10	52.40	1.85	13.50	6.60
12BW K2F9	19.050	34.90	19.000	35.00	62.40	1.85	12.20	6.20
*C 16BW K2F24	25.400	46.40	25.400	50.80	72.60	3.10	15.88	8.00
16AA2F14	25.400	45.90	25.400	50.80	73.20	3.25	15.90	6.80
16AA2F18	25.400	45.90	19.050	50.80	77.50	3.25	14.125	6.70
16AA2F19	25.400	45.90	25.400	50.80	73.20	3.25	15.90	M 6
16AK2F13	25.400	45.90	25.400	50.81	73.21	3.25	15.90	11.00
16AW A2F16	25.400	45.90	25.400	50.80	73.20	3.25	15.90	8.00
16AW A2F9	25.400	45.90	19.100	50.80	73.20	3.25	15.90	9.00
16AW K0F1	25.400	45.90	-	-	82.80	3.25	15.90	-
16AW K1F1	25.400	45.90	-	50.80	73.20	3.25	15.90	8.00
16AW K1F2	25.400	45.90	-	50.80	73.20	3.25	15.90	12.00
16AW K1F7	25.400	45.90	-	50.80	73.20	3.25	15.90	9.00
16AW K2F10	25.400	45.90	25.400	50.80	73.20	3.25	15.90	8.20
16AW K2F17	25.400	45.90	25.400	50.80	73.20	3.25	15.90	6.60
16AW K2F8	25.400	45.90	25.400	50.80	73.20	3.25	15.90	8.50
16BW A1F28	25.400	36.00	-	57.58	77.58	3.10	16.00	M 8
16BW A2F12	25.400	46.40	25.400	50.80	77.80	3.10	15.90	8.20
16BW A2F21	25.400	45.50	25.000	54.80	83.80	3.10	16.00	M 6
16BW A2F22	25.400	46.40	25.400	50.80	72.60	3.10	15.88	9.00
16BW A2F30	25.400	45.40	25.000	53.00	92.00	3.10	15.88	7.00

\*直链板

\*Straight side plates

## 短节距输送链附件

### Short pitch conveyor chain attachments



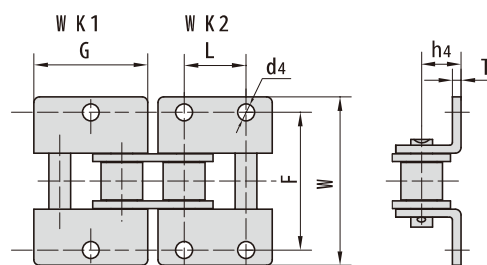
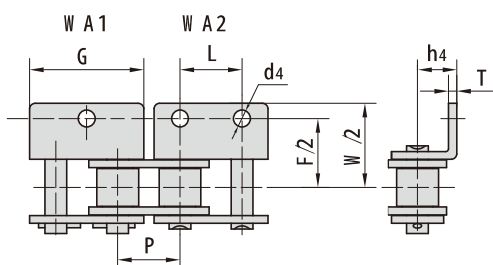
东华链号 Donghua Chain No.	P	G	L	F	W	T	h4	d4
	mm	mm	mm	mm	mm	mm	mm	mm
16BW A2F34	25.400	46.40	25.400	58.08	72.60	3.10	15.88	8.20
16BW A2F36	25.400	46.40	25.400	58.00	84.00	3.10	18.00	9.00
16BW A2F37	25.400	46.00	25.400	50.80	72.60	3.00	16.30	M 8
16BW A2F7	25.400	46.40	25.400	50.80	72.00	4.15	16.00	8.00
16BW K1F	25.400	46.00	-	57.20	78.50	3.10	15.90	8.10
16BW K1F21	25.400	45.50	-	70.00	90.00	3.10	15.00	11.00
16BW K1F25	25.400	46.40	-	58.62	83.12	3.10	17.50	M 6
16BW K1F26	25.400	45.50	-	70.00	90.00	3.10	15.00	11.40
16BW K1F27	25.400	46.00	-	57.20	78.50	3.10	15.90	6.50
16BW K1F3	25.400	46.40	-	50.80	72.60	3.10	15.88	M 6
16BW K1F31	25.400	46.40	25.400	54.40	72.80	3.10	16.00	12.6×9
16BW K1F35	25.400	46.40	-	50.80	72.60	3.10	15.88	8.80
16BW K1F36	25.400	46.40	-	54.40	72.80	3.10	16.00	12.6×9
16BW K1F4	25.400	46.40	-	50.74	72.50	3.10	15.88	8.30
16BW K1F5	25.400	45.00	-	70.00	91.00	4.50	15.00	10.50
16BW K2F1	25.400	48.00	25.400	58.00	75.90	3.10	18.00	9.00
16BW K2F10	25.400	46.40	25.400	52.00	72.60	3.10	15.88	6.40
16BW K2F13	25.400	47.00	25.400	58.00	75.60	4.15	18.00	9.00
16BW K2F23	25.400	46.40	25.400	58.00	84.00	3.10	19.00	8.50
16BW K2F28	25.400	46.40	25.400	50.88	75.12	3.10	15.50	7.00
16BW K2F3	25.400	46.40	25.400	58.08	72.60	3.10	15.88	8.20
16BW K2F31	25.400	46.40	25.400	54.40	72.80	3.10	16.11	12.6×9
16BW K2F32	25.400	46.40	25.400	58.00	76.00	3.10	18.00	9.30
16BW K2F33	25.400	46.40	25.400	50.80	72.60	3.10	15.88	8.20
16BW K2F38	25.400	46.40	25.400	58.12	78.12	3.10	15.90	8.40
16BW K2F39	25.400	46.00	25.400	50.80	79.40	3.10	15.90	6.80
16BW K2F5	25.400	46.00	25.400	53.58	77.58	3.00	16.30	8.20
16BW K2F6	25.400	49.00	25.400	50.20	72.60	4.00	19.00	8.20
16BW K2F8	25.400	46.40	25.400	50.80	79.40	4.15	15.88	6.60
*C 20BW K0F1	31.750	57.45	-	-	85.40	3.50	22.80	-

\*直链板

\*Straight side plates

## 短节距输送链附件

### Short pitch conveyor chain attachments

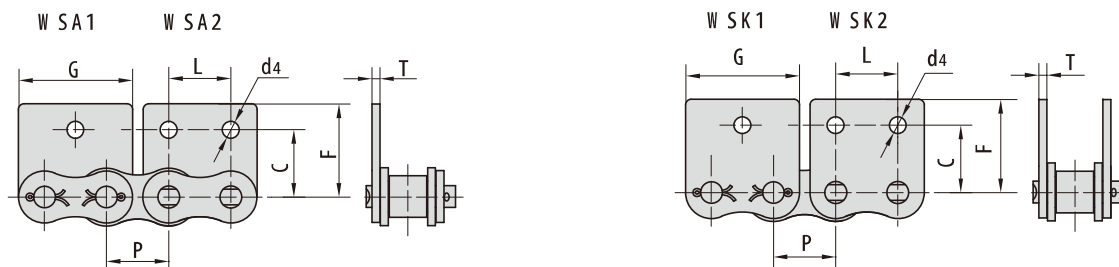


东华链号 Donghua Chain No.	P	G	L	F	W	T	h <sub>4</sub>	d <sub>4</sub>
	mm	mm	mm	mm	mm	mm	mm	mm
20AH A2F2	31.750	57.65	31.750	65.60	91.70	4.80	19.80	9.20
20AW A2F4	31.750	57.65	31.750	63.60	89.70	4.00	19.80	6.40
20BW K1F1	31.750	58.15	—	69.00	98.80	3.50	21.00	10.50
20BW K2F1	31.750	58.10	31.750	67.94	100.54	3.50	19.80	9.00
20BW K2F2	31.750	60.00	31.750	68.00	88.00	3.50	23.50	9.60
20BW K2F3	31.750	60.00	31.750	68.00	88.00	3.50	23.60	9.60
24AK 2F1	38.100	69.30	38.100	76.20	109.00	4.80	23.00	10.20
24AK 2F2	38.100	69.30	38.100	76.20	108.80	4.80	23.00	10.80
24AK 2F4	38.100	69.30	38.100	76.20	95.00	4.80	23.00	9.80
24AK 2F6	38.100	69.30	38.100	76.20	108.80	4.80	23.00	11.11
24BW K2F2	38.100	71.30	38.100	80.00	118.10	4.80	26.70	10.50
28AF16W K2	44.450	82.00	44.450	70.00	98.00	5.60	24.80	11.40
28AK 2F6	44.450	80.45	42.000	69.50	107.20	5.60	28.00	10.50
28AW A2F5	44.450	80.45	44.450	88.90	123.00	5.60	28.60	20×12
28AW K2F1	44.450	82.00	42.000	69.50	99.00	5.60	25.10	10.50
28AW K2F4	44.450	82.00	42.000	69.50	99.00	6.00	25.10	11.20
*C 32AF41K2	50.800	88.80	50.800	90.00	118.00	6.40	31.80	11.00
32AW K2F3	50.800	100.00	70.000	100.00	140.00	6.40	31.75	18.00
32AW K2F46	50.800	92.80	42.000	95.00	149.00	6.40	25.00	13.10
32AW K2F50	50.800	92.00	42.000	91.00	126.00	6.40	31.75	16.50
32BF38	50.800	60.00	—	126.00	156.00	11.00	35.00	16.00
32BK 2F3	50.800	60.00	30.000	90.00	115.70	6.00	56.00	M 10
32BW A2F3	50.800	92.40	50.800	105.00	147.00	6.00	31.80	12.50
32BW K2F2	50.800	92.80	40.000	76.39	111.99	6.00	31.00	12.50
32BW K2F4	50.800	92.80	42.000	94.50	150.50	6.00	25.00	13.00
32BW K2F5	50.800	92.80	50.800	101.60	142.80	6.00	31.75	13.10
40AW K2F1	63.500	115.50	63.500	127.00	179.00	8.00	42.88	16.00
40BF7	63.500	110.00	66.000	126.20	176.00	8.00	35.00	16.00
40BF8W K2	63.500	116.50	63.500	124.71	177.71	8.00	42.90	17.00

\*直链板  
\*Straight side plates

## 短节距输送链附件

### Short pitch conveyor chain attachments



东华链号 Donghua Chain No.	P	G	L	C	F	T	d4
	mm	mm	mm	mm	mm	mm	mm
04BW SK2F1	6.000	10.50	6.000	7.00	11.00	0.60	2.20
05BW SA2F1	8.000	14.00	6.000	7.00	13.00	0.80	3.00
*06BW SA2F1	9.525	17.60	9.500	10.10	14.50	1.30	3.30
*06BW SK0F1	9.525	17.72	-	-	13.50	1.30	-
*06BW SK2F2	9.525	17.25	9.520	9.50	13.50	1.15	3.50
06CW SA2F1	9.525	17.53	9.530	8.50	14.70	1.30	4.20
06CW SA2F2	9.525	18.50	9.525	9.60	14.70	1.30	3.30
08AW SA2F1	12.700	23.00	12.700	17.47	20.65	1.50	3.60
08BW SA0F2	12.700	23.30	-	-	18.90	1.60	-
08BW SA0F4	12.700	23.20	-	-	16.00	1.60	-
08BW SA1F2	12.700	24.45	-	13.40	18.90	1.60	4.30
08BW SA2F11	12.700	23.30	12.700	13.35	18.90	1.60	4.00
08BW SA2F9	12.700	23.30	12.700	19.50	25.00	1.60	4.30
08BW SK2F1	12.700	23.30	12.700	13.35	18.90	1.60	6.10
08BW SK2F13	12.700	23.05	12.700	14.10	19.20	1.60	4.30
08BW SK2F2	12.700	24.45	12.700	13.40	18.90	1.60	4.30
08BW SK2F3	12.700	24.20	12.700	14.10	19.50	1.55	4.30
08BW SK2F4	12.700	23.30	12.700	14.10	18.50	1.60	4.30
08BW SK2F8	12.700	23.30	12.700	13.35	18.90	1.60	5.00
*C 10BW SK0F1	15.875	29.58	-	-	22.95	1.70	-
10AW SA0F5	15.875	30.30	-	-	24.10	2.03	-
10AW SA0F6	15.875	28.90	-	-	19.70	2.03	-
10AW SA1F1	15.875	30.88	-	17.50	33.50	2.03	6.00
10AW SK2F1	15.875	28.45	15.900	17.30	26.90	2.03	5.00
10BSK2F5	15.875	29.90	15.880	16.32	23.32	1.60	5.30
10BW SK2F6	15.875	28.60	15.900	15.90	23.70	1.70	5.20
*C 12AW SA1F1	19.050	34.05	-	17.60	25.80	2.42	9.00
*C 12BW SK0F7	19.050	34.05	-	-	22.00	1.85	-
12AW SA0F1	19.050	37.05	-	-	24.00	2.42	-
12AW SA0F2	19.050	34.65	-	-	26.86	2.42	-
12AW SA2F2	19.050	34.65	19.050	17.57	26.80	2.42	5.50
12AW SK1F2	19.050	34.65	-	15.75	33.53	2.42	16.13
12AW SK2F1	19.050	34.65	19.050	18.30	26.86	2.42	9.00
12BSK1F6	19.050	18.00	-	18.20	28.10	1.80	6.40
12BSK2F1	19.050	34.05	19.050	18.20	28.60	1.85	6.40
12BW SK0F10	19.050	34.05	-	-	15.00	1.85	-
12BW SK0F8	19.050	34.05	-	-	12.00	1.85	-

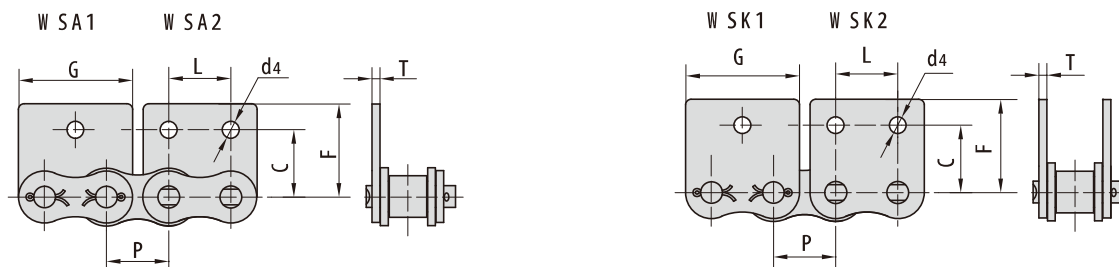
\*直链板

\*Straight side plates



# 短节距输送链附件

## Short pitch conveyor chain attachments



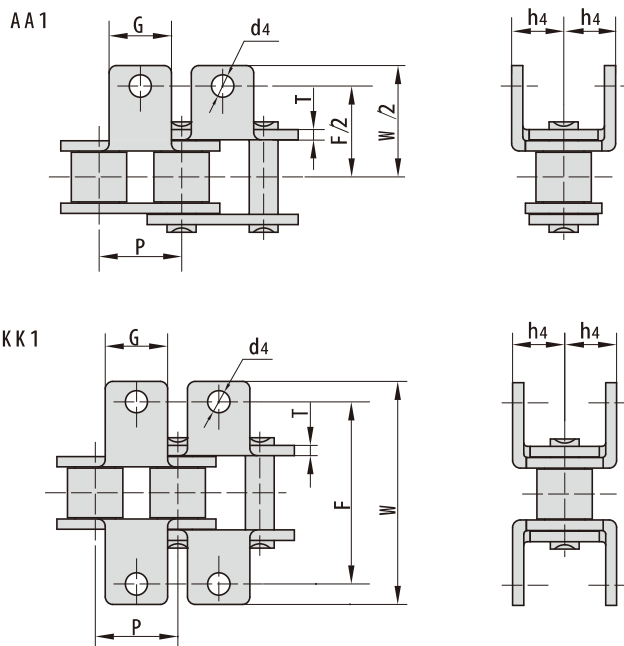
东华链号 Donghua Chain No.	P	G	L	C	F	T	d4
	mm	mm	mm	mm	mm	mm	mm
12BW SK1F1	19.050	35.20	—	20.58	30.30	1.85	6.35
12BW SK2F2	19.050	34.90	19.000	17.80	25.90	1.85	6.20
12BW SK2F3	19.050	34.90	19.000	17.80	25.90	1.85	5.50
12BW SK2F4	19.050	37.20	19.000	18.30	29.00	1.85	6.20
12BW SK2F5	19.050	34.05	19.050	19.00	30.50	1.85	5.72
12BW SK2F6	19.050	34.90	19.000	17.90	32.00	1.85	5.60
*C 16BSK0F4	25.400	35.00	—	—	25.00	3.00	—
*C 16BW SK0F1	25.400	46.40	—	—	24.00	3.10	—
*C 16BW SK0F6	25.400	25.00	—	—	25.00	3.10	—
16AW SK1F3	25.400	45.90	—	16.00	34.40	3.25	14.52
16AW SK1F4	25.400	45.90	—	16.00	34.40	3.25	15.56
16AW SK1F5	25.400	45.90	—	16.00	34.40	3.25	17.15
16AW SK1F6	25.400	45.90	—	16.00	34.40	3.25	16.00
16AW SK2F1	25.400	45.90	19.100	24.60	35.45	3.25	9.00
16BF95	25.400	46.40	25.400	27.50	40.00	3.10	8.28
16BW SA2F6	25.400	49.00	25.400	25.50	37.60	4.00	8.20
16BW SK0F9	25.400	46.40	—	—	24.00	4.15	—
16BW SK1F8	25.400	47.00	25.400	31.10	39.70	4.15	9.00
16BW SK2F10	25.400	46.50	25.400	28.60	41.50	3.10	9.00
16BW SK2F15	25.400	46.40	25.400	23.15	34.00	3.10	6.40
16BW SK2F16	25.400	45.85	25.400	26.00	36.75	3.10	6.80
16BW SK2F5	25.400	46.00	25.400	25.40	37.50	3.00	8.20
16BW SK2F7	25.400	47.00	25.400	31.10	39.70	3.10	6.60
16BW SK2F8	25.400	46.40	—	25.00	37.00	3.10	8.20
16BW SK2F9	25.400	47.00	25.400	31.10	39.70	4.15	9.00
20AW SK1F2	31.750	57.65	—	31.80	44.00	4.00	16.00
20AW SK1F3	31.750	57.65	—	31.80	34.98	4.00	16.00
20BW SK2F2	31.750	58.10	31.750	35.00	50.00	3.50	9.00
20BW SK2F3	31.750	52.00	32.000	26.00	36.00	4.50	9.00
24AW SK2F1	38.100	69.30	38.100	34.40	50.70	4.80	9.80
24BW SK2F1	38.100	71.30	38.100	45.00	55.60	4.80	10.50
24BW SK2F3	38.100	71.30	38.100	41.00	60.00	4.80	11.00
140HW SK0F1	44.450	80.48	—	—	43.00	5.00	—
28AW SK2F2	44.450	80.45	44.450	44.20	61.25	5.60	11.40
32AF5	50.800	93.00	50.800	38.10	56.65	6.40	13.50
32AW SK2F1	50.800	92.00	50.800	100.00	150.00	6.40	13.10
40AW SK2F1	63.500	115.60	63.500	63.50	89.00	8.00	17.00

\*直链板

\*Straight side plates

## 短节距输送链附件

### Short pitch conveyor chain attachments

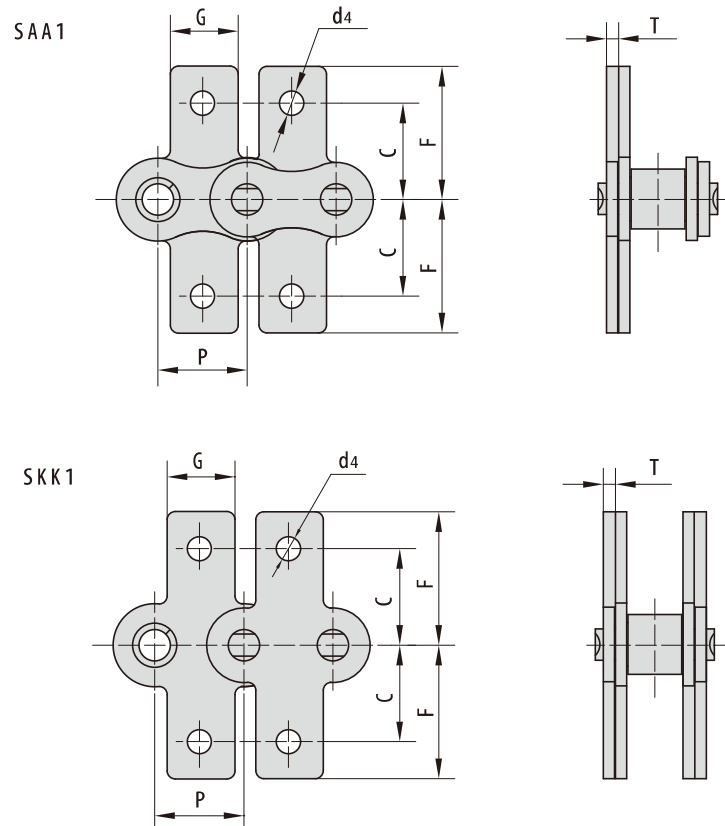


ISO 链号 ISO Chain No.	东华链号 Donghua Chain No.	P	G	F	W	T	h4	d4
		mm	mm	mm	mm	mm	mm	mm
40	08A	12.700	9.5	25.40	35.2	1.50	7.90	3.4
50	10A	15.875	12.7	31.75	46.2	2.03	10.30	5.5
60	12A	19.050	15.9	38.10	55.6	2.42	11.90	5.5
80	16A	25.400	19.1	50.80	64.8	3.25	15.90	6.8
100	20A	31.750	25.4	63.50	87.3	4.00	19.80	9.2
120	24A	38.100	28.6	76.20	108.5	4.80	23.00	9.8
*06B	*06B	9.525	8.0	19.04	27.0	1.30	6.50	3.5
08B	08B	12.700	9.5	25.40	36.4	1.60	8.90	4.5
10B	10B	15.875	14.3	31.75	44.6	1.70	10.31	5.3
12B	12B	19.050	16.0	38.10	52.4	1.85	13.46	6.4
16B	16B	25.400	19.1	50.80	72.6	3.10	15.88	6.4
20B	20B	31.750	35.0	63.50	100.5	3.50	19.80	9.0
24B	24B	38.100	30.0	76.20	108.4	4.80	26.67	10.5
	08AA1F9	12.700	9.6	55.40	62.5	2.03	7.50	4.2
	08AA1F10	12.700	9.6	28.00	36.4	1.50	8.50	3.2
	08AA1F11	12.700	9.5	25.40	35.2	1.50	7.90	5.5
	08AA1F12	12.700	9.5	25.40	35.2	1.50	7.90	3.2
	08AKK1F1	12.700	9.5	25.40	36.4	1.50	8.90	4.5
	80HAA1F1	25.400	20.0	62.00	79.6	3.24	35.60	8.1
	24BAA1F2	38.100	35.0	83.80	103.8	6.00	36.15	10.0
	28BKK1F2	44.450	35.0	117.00	147.0	6.00	22.50	12.0

\*直链板  
\*Straight side plates

## 短节距输送链附件

### Short pitch conveyor chain attachments



ISO 链号 ISO Chain No.	东华链号 Donghua Chain No.	P	G	C	F	T	d4
		mm	mm	mm	mm	mm	mm
40	08A	12.700	9.5	12.70	19.05	1.50	3.4
50	10A	15.875	12.7	15.90	25.25	2.03	5.5
60	12A	19.050	15.9	18.30	29.33	2.42	5.5
80	16A	25.400	19.1	24.60	34.70	3.25	6.8
100	20A	31.750	25.4	31.80	43.30	4.00	9.2
120	24A	38.100	28.6	73.00	103.20	4.80	9.8
*06B	*06B	9.525	8.0	9.52	13.50	1.30	3.5
08B	08B	12.700	9.5	13.35	18.90	1.60	4.3
10B	10B	15.875	14.3	16.50	22.95	1.70	5.3
12B	12B	19.050	16.0	21.45	28.60	1.85	6.4
16B	16B	25.400	19.1	23.15	34.00	3.10	6.4
20B	20B	31.750	35.0	30.50	45.70	3.50	9.0
24B	24B	38.100	36.0	85.40	123.0	4.80	10.5
	41F12	12.700	9.5	-	17.35	1.30	-
	12ASAA1F1	19.050	15.9	19.90	26.00	2.42	5.5

\*直链板  
\*Straight side plates

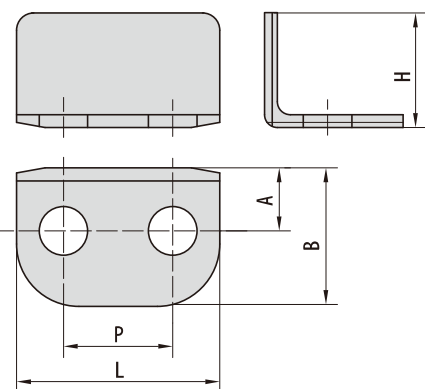
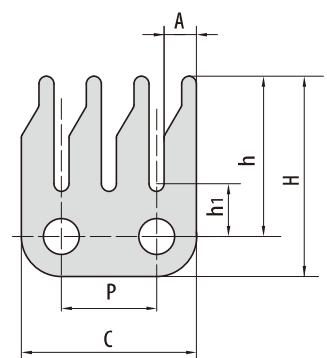
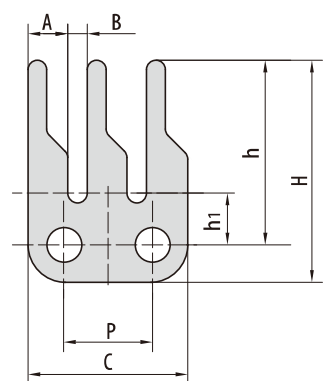
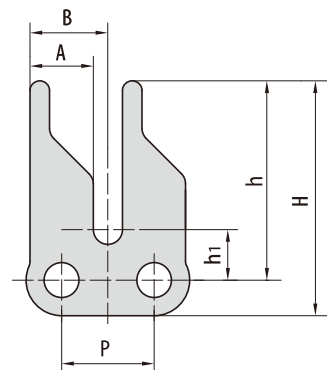
## A系列输送链特殊附件 Conveyor chain special attachments (A series)

东华链号 Donghua Chain No.	P	A	B	h <sub>1</sub>	h	H
	mm	mm	mm	mm	mm	mm
06CF2	9.525	6.50	8.00	5.20	20.50	24.15
06CF7	9.525	6.50	8.00	4.10	20.00	24.45
06CF9	9.525	6.50	8.00	4.10	20.00	24.45
06CF20	9.525	6.50	8.00	5.20	20.50	24.15
06CF23	9.525	6.50	8.00	5.20	20.50	24.15
06CF25	9.525	6.50	8.00	5.20	20.50	24.15
06CF34-2STC	9.525	7.00	8.20	3.60	16.40	23.80
06CF50	9.525	6.50	8.00	5.50	20.00	24.10

东华链号 Donghua Chain No.	P	A	B	C	h <sub>1</sub>	h	H
	mm	mm	mm	mm	mm	mm	mm
06CF5	9.525	4.3	2.0	16.9	5.3	16.0	20.0
06CF8	9.525	4.3	2.0	16.9	5.3	20.0	24.0
06CF46	9.525	4.8	1.6	17.6	4.8	16.0	20.0

东华链号 Donghua Chain No.	P	A	C	h <sub>1</sub>	h	H
	mm	mm	mm	mm	mm	mm
06CF6	9.525	3.25	17.5	5.25	16.00	20.00

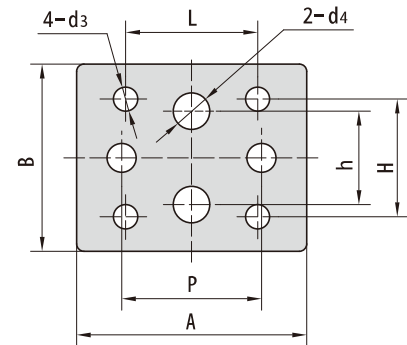
东华链号 Donghua Chain No.	P	L	A	B	H
	mm	mm	mm	mm	mm
RS40F1	12.7	23.6	7.32	16.1	13.3



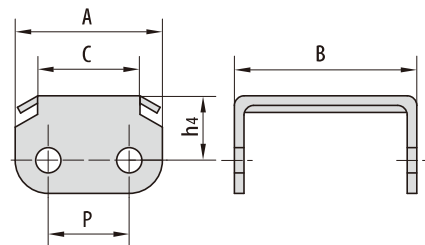
## A系列输送链特殊附件

### Conveyor chain special attachments (A series)

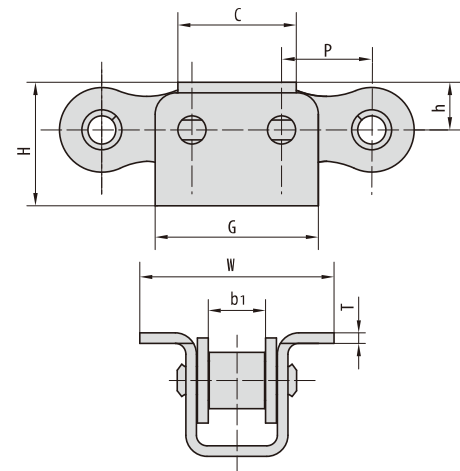
东华链号 Donghua Chain No.	P	A	B	L	h	H	d <sub>3</sub>	d <sub>4</sub>
	mm	mm	mm	mm	mm	mm	mm	mm
08AF7	12.7	31.34	25.48	17.45	12.7	15.88	3.30	4.95



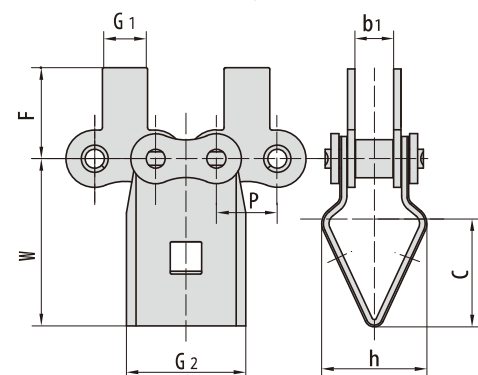
东华链号 Donghua Chain No.	P	A	B	C	h <sub>4</sub>
	mm	mm	mm	mm	mm
08AF9-2	12.7	23.00	28.80	16.00	10.00



东华链号 Donghua Chain No.	P	b <sub>1</sub>	C	G	H	h	W	T
	mm	mm	mm	mm	mm	mm	mm	mm
08A-U1F1	12.7	7.85	16.50	24.50	17.4	7.0	27.4	1.60



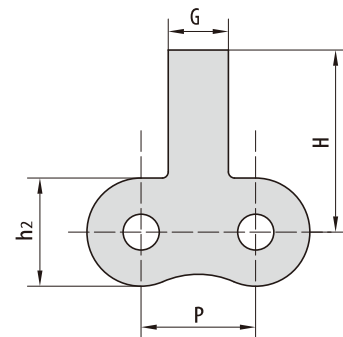
东华链号 Donghua Chain No.	P	b <sub>1</sub>	G <sub>1</sub>	G <sub>2</sub>	F	W	C	h
	mm	mm	mm	mm	mm	mm	mm	mm
08ASAF1	12.7	7.85	9.50	25.0	19.05	35.0	21.5	22.0
08ASAF3	12.7	7.85	9.53	25.0	17.45	35.0	21.5	22.0



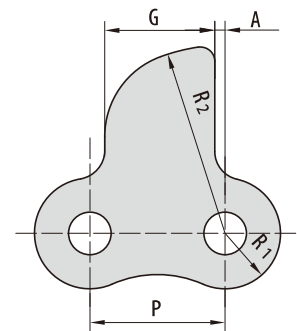
## A系列输送链特殊附件

### Conveyor chain special attachments (A series)

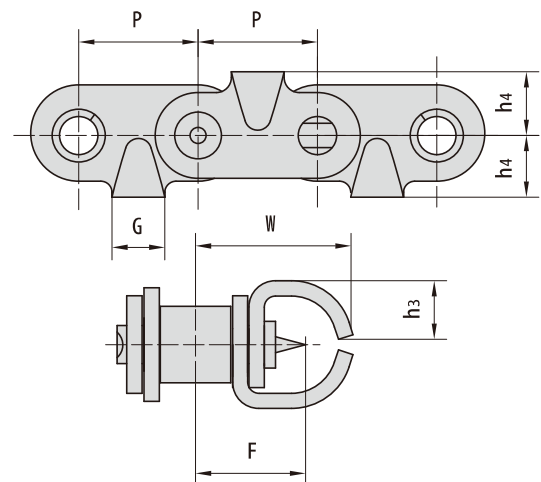
东华链号 Donghua Chain No.	P	G	H	h <sub>2</sub>
	mm	mm	mm	mm
12ASA	19.05	10.00	204.00	18.00



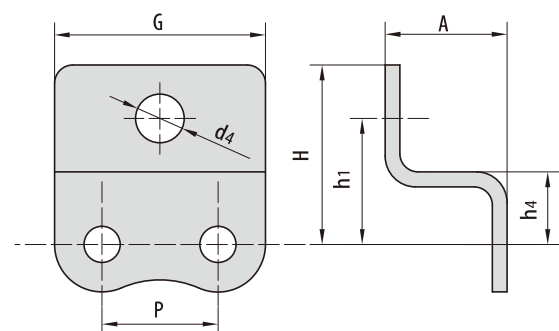
东华链号 Donghua Chain No.	P	G	A	R <sub>1</sub>	R <sub>2</sub>
	mm	mm	mm	mm	mm
12AF7	19.05	15.50	1.47	7.80	26.50



东华链号 Donghua Chain No.	P	G	F	W	h <sub>3</sub>	h <sub>4</sub>
	mm	mm	mm	mm	mm	mm
10AF12	15.875	7.00	14.55	21.20	7.80	8.50



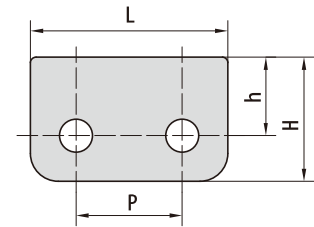
东华链号 Donghua Chain No.	P	A	G	h <sub>1</sub>	h <sub>4</sub>	H	d <sub>4</sub>
	mm	mm	mm	mm	mm	mm	mm
12AF8	19.05	12.0	37.05	-	12.0	26.50	-
12AF17	19.05	20.0	34.65	20.69	11.9	29.48	8.0



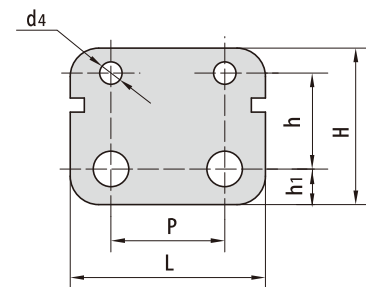
## A系列输送链特殊附件

### Conveyor chain special attachments (A series)

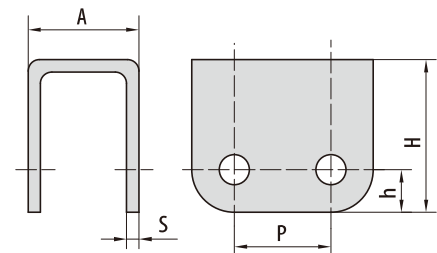
东华链号 Donghua Chain No.	P	h	H	L
	mm	mm	mm	mm
C 60TS	19.05	14.10	22.30	35.45



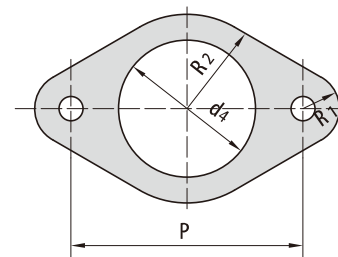
东华链号 Donghua Chain No.	P	L	h <sub>1</sub>	h	H	d <sub>4</sub>
	mm	mm	mm	mm	mm	mm
16AF6	25.40	47.63	7.92	21.44	34.93	4.98



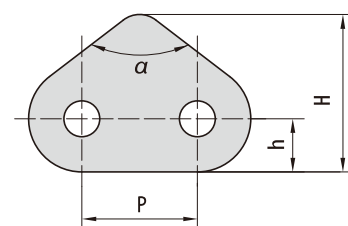
东华链号 Donghua Chain No.	P	h	H	A	S
	mm	mm	mm	mm	mm
16AF8	25.40	11.20	40.20	29.20	3.10



东华链号 Donghua Chain No.	P	d <sub>4</sub>	R <sub>1</sub>	R <sub>2</sub>
	mm	mm	mm	mm
16AF13	76.20	45.00	11.90	31.00



东华链号 Donghua Chain No.	P	h	H	α
	mm	mm	mm	
20AF2	31.75	12.50	51.00	74°

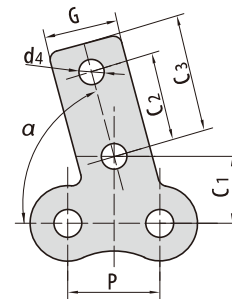




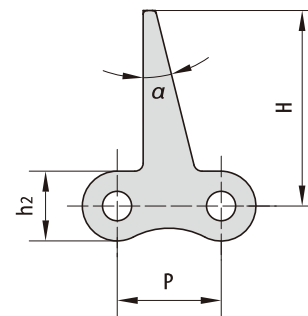
## A系列输送链特殊附件

### Conveyor chain special attachments (A series)

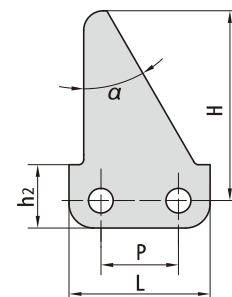
东华链号 Donghua Chain No.	P	G	C <sub>1</sub>	C <sub>2</sub>	C <sub>3</sub>	d <sub>4</sub>	$\alpha$
	mm	mm	mm	mm	mm	mm	
20ASK1F1	31.75	25.4	23.0	30.0	40.0	8.70	75°



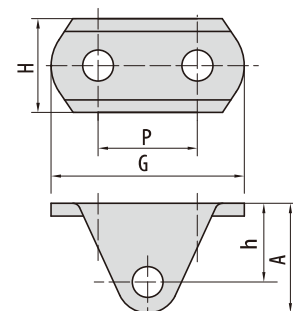
东华链号 Donghua Chain No.	P	H	h <sub>2</sub>	$\alpha$
	mm	mm	mm	
41F5	12.70	23.90	8.51	14°



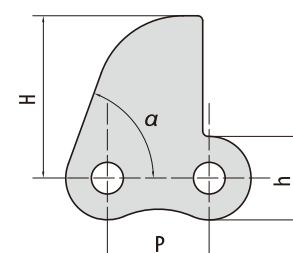
东华链号 Donghua Chain No.	P	H	h <sub>2</sub>	L	$\alpha$
	mm	mm	mm	mm	
10ASA0F1	15.875	38.50	13.00	29.50	30°



东华链号 Donghua Chain No.	P	H	h	G	A
	mm	mm	mm	mm	mm
16AF21	25.40	24.00	20.10	49.40	28.10



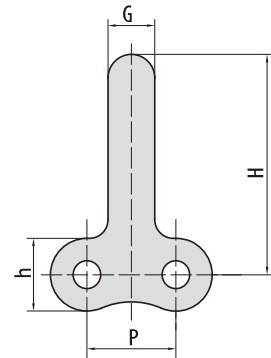
东华链号 Donghua Chain No.	P	H	h	$\alpha$
	mm	mm	mm	
12AHF27	19.05	30.20	15.60	70°



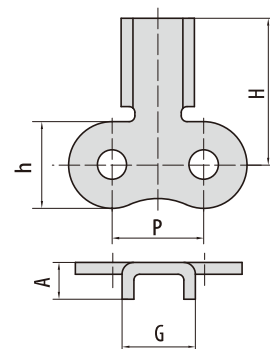
## A系列输送链特殊附件

### Conveyor chain special attachments (A series)

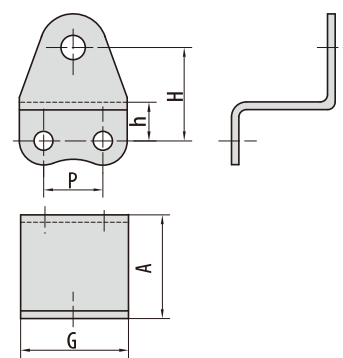
东华链号 Donghua Chain No.	P	H	h	G
	mm	mm	mm	mm
12AHF30	19.05	47.20	15.60	10.00



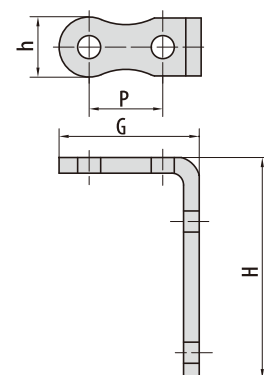
东华链号 Donghua Chain No.	P	H	h	A	G
	mm	mm	mm	mm	mm
10AF25	15.875	25.40	15.00	6.35	12.70



东华链号 Donghua Chain No.	P	H	h	A	G
	mm	mm	mm	mm	mm
10AF17	15.875	25.00	10.30	27.80	28.88



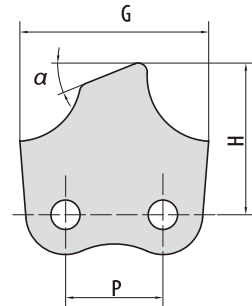
东华链号 Donghua Chain No.	P	H	h	G
	mm	mm	mm	mm
12AF44	19.05	55.00	15.60	36.85



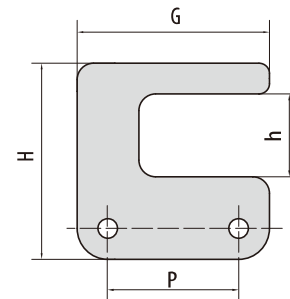
## A系列输送链特殊附件

### Conveyor chain special attachments (A series)

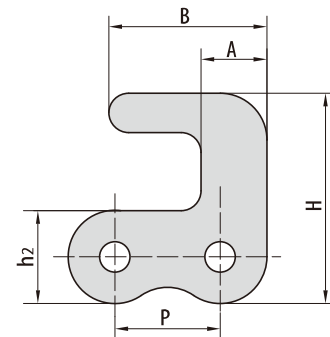
东华链号 Donghua Chain No.	P	H	G	$\alpha$
	mm	mm	mm	
20AF21	31.75	49.46	61.50	22°



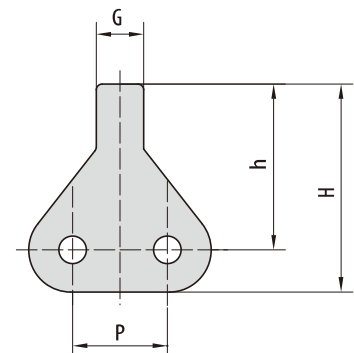
东华链号 Donghua Chain No.	P	H	h	G
	mm	mm	mm	mm
20AF18	63.50	40.00	15.00	93.00



东华链号 Donghua Chain No.	P	h2	H	A	B
	mm	mm	mm	mm	mm
05BF1	8.00	7.10	16.00	5.00	12.00



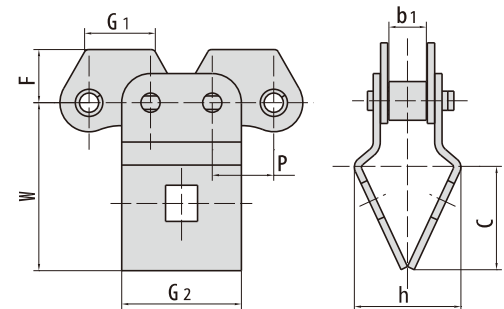
东华链号 Donghua Chain No.	P	H	h	G
	mm	mm	mm	mm
05BF3	8.00	17.55	14.00	4.00



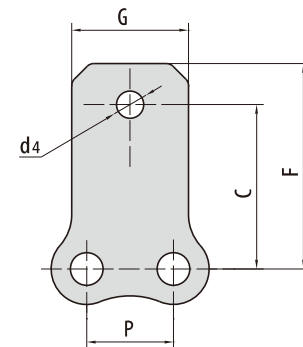
## A系列输送链特殊附件

### Conveyor chain special attachments (A series)

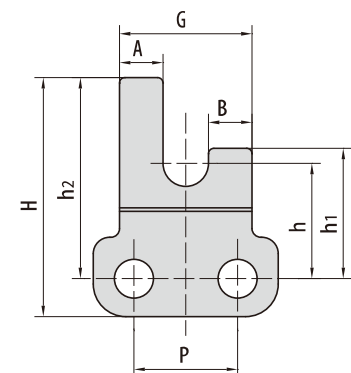
东华链号 Donghua Chain No.	P	b <sub>1</sub>	G <sub>1</sub>	G <sub>2</sub>	F	W	C	h
	mm	mm	mm	mm	mm	mm	mm	mm
08ASA F2	12.70	7.85	14.00	24.70	11.00	35.00	21.00	21.80



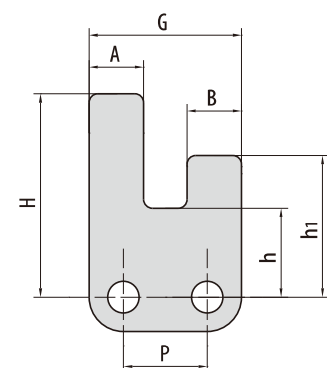
东华链号 Donghua Chain No.	P	G	C	F	d <sub>4</sub>
	mm	mm	mm	mm	mm
06CSA 1F2	9.525	12.80	18.00	22.50	M 4



东华链号 Donghua Chain No.	P	G	A	B	h	h <sub>1</sub>	h <sub>2</sub>	H
	mm	mm	mm	mm	mm	mm	mm	mm
06CF47	9.525	12.20	4.00	4.00	10.60	12.00	18.50	22.00



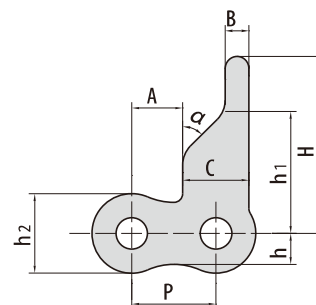
东华链号 Donghua Chain No.	P	G	A	B	h	h <sub>1</sub>	H
	mm	mm	mm	mm	mm	mm	mm
06CF45	9.525	17.20	6.20	6.20	10.20	16.20	23.20



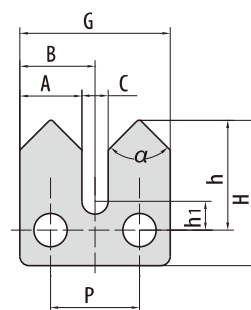
## A系列输送链特殊附件

Conveyor chain special attachments (A series)

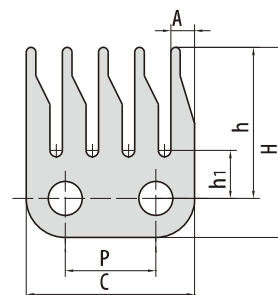
东华链号 Donghua Chain No.	P	h <sub>2</sub>	A	B	C	h	h <sub>1</sub>	H	α
	mm	mm	mm	mm	mm	mm	mm	mm	
06CF27	9.525	7.80	6.26	2.00	6.50	3.00	14.00	20.00	45°
06CF44	9.525	9.00	5.80	2.70	7.50	3.50	13.80	20.00	45°



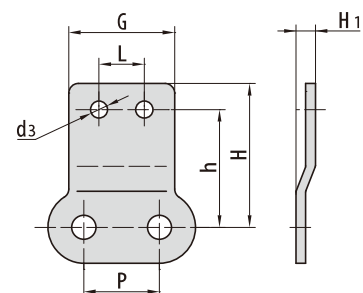
东华链号 Donghua Chain No.	P	G	A	B	C	h	h <sub>1</sub>	H	α
	mm	mm	mm	mm	mm	mm	mm	mm	
06CF28	9.525	16.10	6.65	8.05	2.80	11.90	3.10	15.70	90°



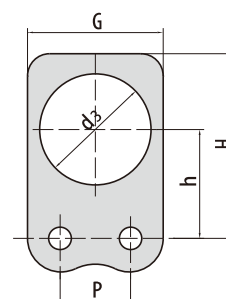
东华链号 Donghua Chain No.	P	A	C	h <sub>1</sub>	h	H
	mm	mm	mm	mm	mm	mm
06CF15	9.525	2.50	17.70	5.05	15.90	20.00



东华链号 Donghua Chain No.	P	G	L	h	H	H <sub>1</sub>	d <sub>3</sub>
	mm	mm	mm	mm	mm	mm	mm
C 50SA2F1	15.875	22.23	9.53	24.46	30.81	4.06	3.60
C 50SA2F2	15.875	22.20	9.50	24.70	30.20	4.06	3.60

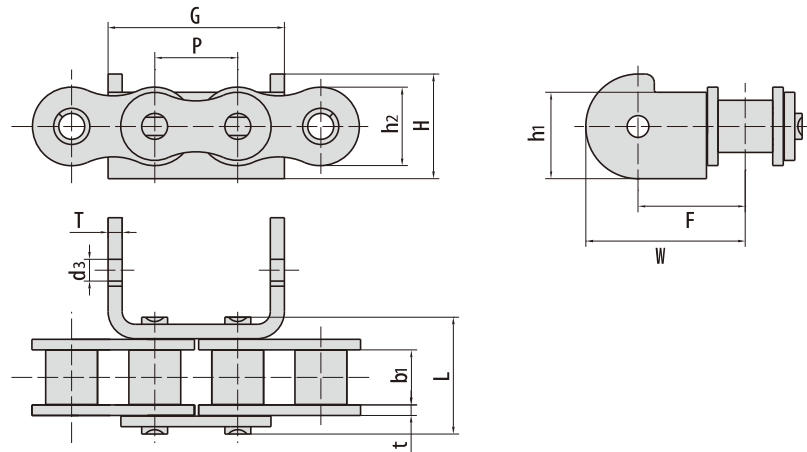


东华链号 Donghua Chain No.	P	G	h	H	d <sub>3</sub>
	mm	mm	mm	mm	mm
10AW A1F4	15.875	30.50	23.50	40.50	25.00



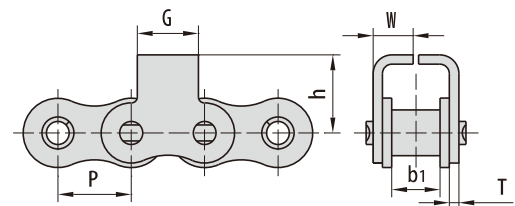
## A系列输送链特殊附件

### Conveyor chain special attachments (A series)

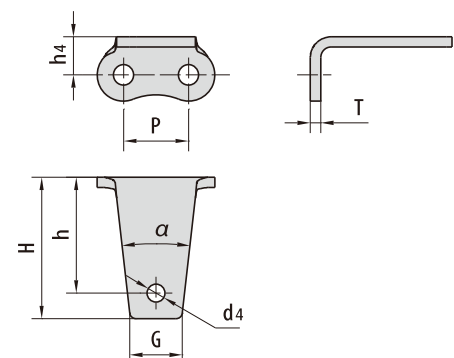


东华链号 Donghua Chain No.	P	b <sub>1</sub>	L	G	d <sub>3</sub>	F	W	H	h <sub>1</sub>	h <sub>2</sub>	t	T
	mm	mm	mm	mm	mm	mm	mm	mm	mm	mm	mm	mm
12AAA1F1	19.05	12.57	28.60	40.50	8.00/6.00	24.70	36.70	24.00	—	18.00	2.42	3.25
12AAA1F2	19.05	12.57	28.60	40.50	8.00/6.00	24.70	36.70	24.00	19.80	18.00	2.42	3.25
12AAA1F3	19.05	12.57	28.60	40.50	6.00	24.70	36.70	24.00	19.80	18.00	2.42	3.25

东华链号 Donghua Chain No.	P	b <sub>1</sub>	G	h	W	T
	mm	mm	mm	mm	mm	mm
12AK0F1	19.05	12.57	15.90	20.28	10.42	2.42
20BSK0F1	31.75	19.56	35.00	39.32	16.80	3.50



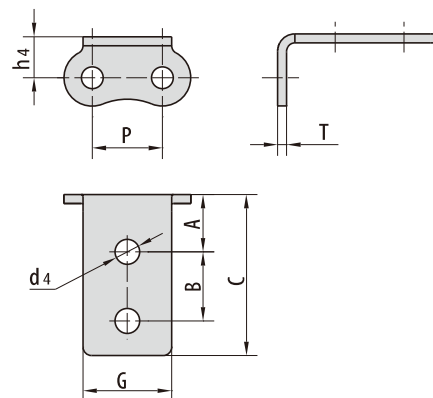
东华链号 Donghua Chain No.	P	h <sub>4</sub>	G	h	H	T	d <sub>4</sub>	α
	mm	mm	mm	mm	mm	mm	mm	
16AHA1F2	25.40	14.80	20.00	45.10	55.10	4.00	7.00	13°



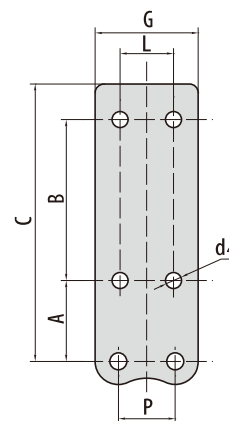
## A系列输送链特殊附件

Conveyor chain special attachments (A series)

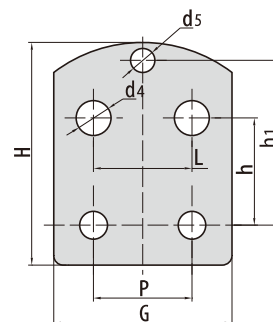
东华链号 Donghua Chain No.	P	h <sub>4</sub>	G	A	B	C	d <sub>4</sub>	T
	mm	mm	mm	mm	mm	mm	mm	mm
08BA2F41	12.70	8.90	10.00	8.40	10.00	24.00	4.20	1.60
16AA2F1	25.40	15.90	32.00	25.00	20.75	58.25	9.00	3.25



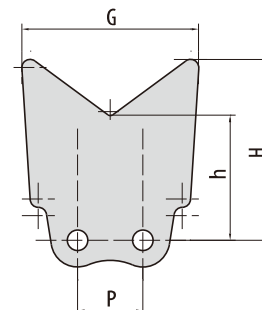
东华链号 Donghua Chain No.	P	A	B	C	L	G	d <sub>4</sub>
	mm	mm	mm	mm	mm	mm	mm
20ASK4F1	31.75	45.20	90.00	155.20	30.00	57.65	9.00



东华链号 Donghua Chain No.	P	L	G	h	h <sub>1</sub>	H	d <sub>4</sub>	d <sub>5</sub>
	mm	mm	mm	mm	mm	mm	mm	mm
32AF47SA3	50.80	50.80	92.00	56.00	85.00	115.00	18.00	12.50



东华链号 Donghua Chain No.	P	G	h	H
	mm	mm	mm	mm
10AF72	15.875	56.00	16.10	44.00
10AF73	15.875	43.00	30.30	44.00

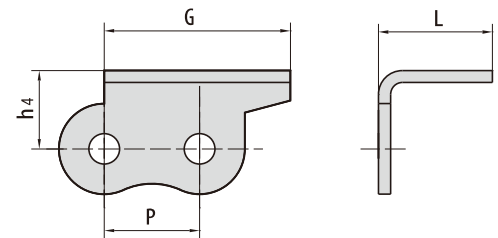




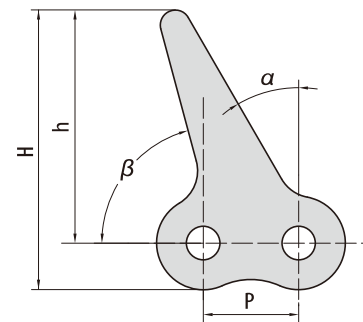
## A系列输送链特殊附件

### Conveyor chain special attachments (A series)

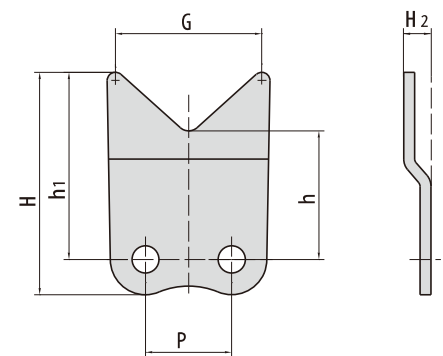
东华链号 Donghua Chain No.	P	G	L	h <sub>4</sub>
	mm	mm	mm	mm
10AF70	15.875	31.00	18.70	13.20



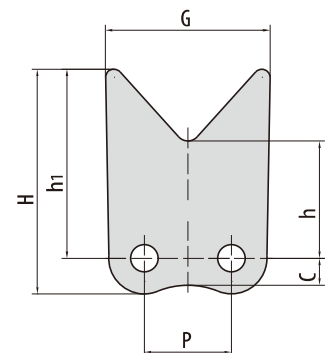
东华链号 Donghua Chain No.	P	H	h	$\alpha$	$\beta$
	mm	mm	mm		
10AF60	15.875	37.50	31.00	30°	75°



东华链号 Donghua Chain No.	P	G	H	h	h <sub>1</sub>	H <sub>2</sub>
	mm	mm	mm	mm	mm	mm
10AF67	15.875	27.00	40.30	23.00	33.80	5.03



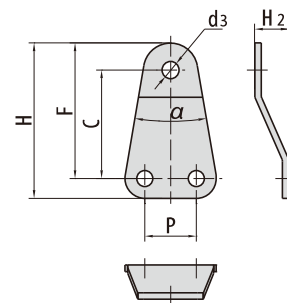
东华链号 Donghua Chain No.	P	G	C	H	h	h <sub>1</sub>
	mm	mm	mm	mm	mm	mm
10AF65	15.875	30.00	4.90	41.00	18.00	34.50
10AF66	15.875	30.00	4.90	41.00	23.70	34.50



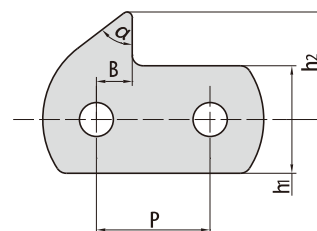
## A系列输送链特殊附件

Conveyor chain special attachments (A series)

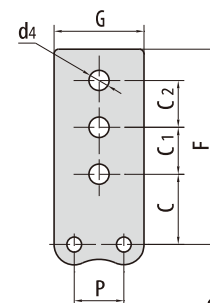
东华链号 Donghua Chain No.	P	C	F	H	H <sub>2</sub>	d <sub>3</sub>
	mm	mm	mm	mm	mm	mm
12AF117	19.05	40.00	50.00	57.35	12.61	6.30



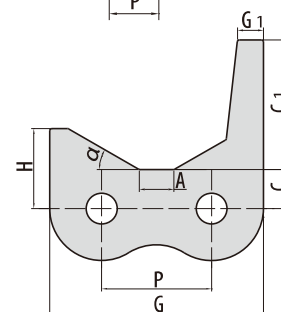
东华链号 Donghua Chain No.	P	B	h <sub>1</sub>	h <sub>2</sub>	α
	mm	mm	mm	mm	
20AHF42	31.75	10.00	30.00	30.00	52°



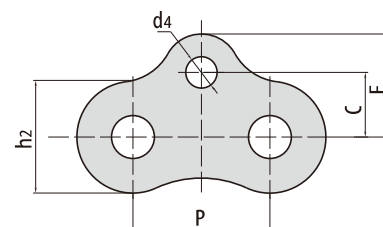
东华链号 Donghua Chain No.	P	C	C <sub>1</sub>	C <sub>2</sub>	F	G	d <sub>4</sub>
	mm	mm	mm	mm	mm	mm	mm
20AF39-G 1	31.75	45.00	30.00	30.00	125.00	57.65	13.00



东华链号 Donghua Chain No.	P	G	G <sub>1</sub>	A	C	C <sub>1</sub>	H	α
	mm	mm	mm	mm	mm	mm	mm	
32AF45	50.80	98.80	12.00	16.00	18.00	60.00	37.00	30°



东华链号 Donghua Chain No.	P	h <sub>2</sub>	C	F	d <sub>4</sub>
	mm	mm	mm	mm	mm
40ASA1F1	62.50	52.00	30.00	47.80	14.50



## B系列输送链特殊附件 Conveyor chain special attachments (B series)

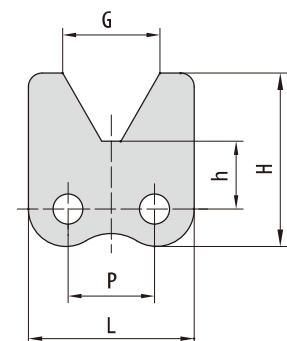
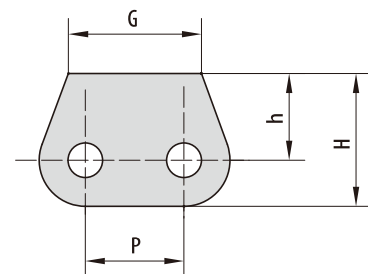
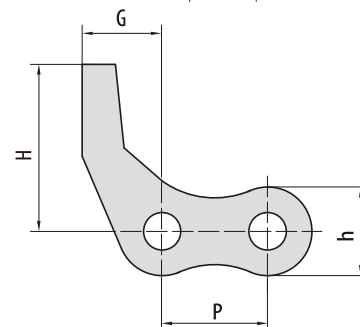
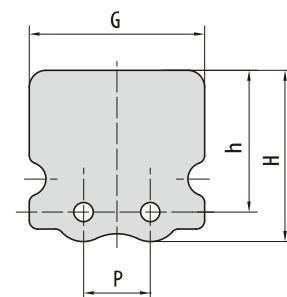
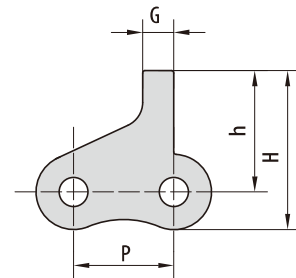
东华链号 Donghua Chain No.	P	H	h	G
	mm	mm	mm	mm
05BF4	8.0	12.7	9.7	2.5

东华链号 Donghua Chain No.	P	H	h	G
	mm	mm	mm	mm
05BF6	8.0	17.55	16.95	21.0

东华链号 Donghua Chain No.	P	H	h	G
	mm	mm	mm	mm
08B-D 53	12.7	20.0	10.6	11.5

东华链号 Donghua Chain No.	P	H	h	G
	mm	mm	mm	mm
08BSK0F2	12.70	17.0	11.1	17.0
C 12BF74	19.05	20.0	12.0	23.0

东华链号 Donghua Chain No.	P	H	h	G	L
	mm	mm	mm	mm	mm
08BF61	12.7	25.4	9.9	14.3	24.3



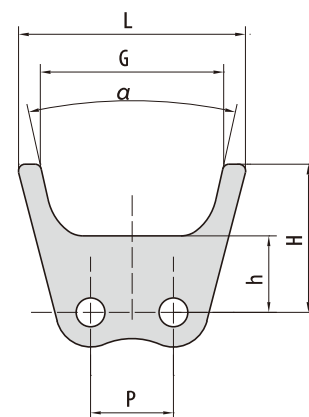
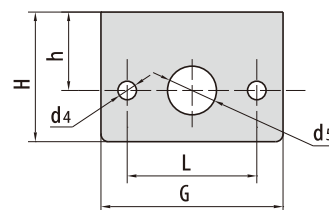
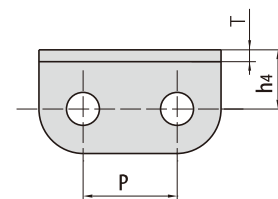
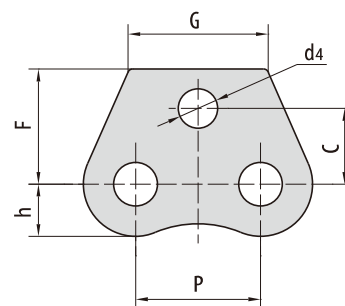
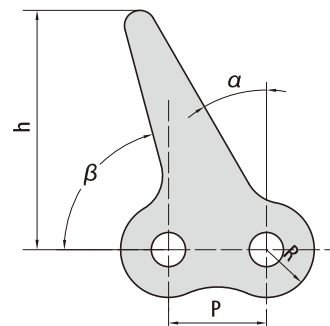
## B系列输送链特殊附件 Conveyor chain special attachments (B series)

东华链号 Donghua Chain No.	P	R	h	$\alpha$	$\beta$
	mm	mm	mm		
08BF24	12.70	6.20	31.00	30°	75°

东华链号 Donghua Chain No.	P	G	C	F	h	d4
	mm	mm	mm	mm	mm	mm
08BSA1F18	12.70	14.00	11.70	11.70	5.30	4.10

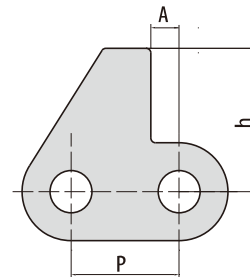
东华链号 Donghua Chain No.	P	h4	L	G	h	H	d4	d5	T
	mm	mm	mm	mm	mm	mm	mm	mm	mm
08BA3F1	12.70	7.80	17.50	22.70	10.90	17.80	2.90	6.70	1.60
08BA3F2	12.70	8.00	17.50	24.60	10.60	17.80	2.50	16.60	1.60
12BW A3F3	19.05	11.50	19.05	34.90	10.00	17.30	2.80	6.70	1.85
12BW A3F4	19.05	12.20	17.40	34.05	11.30	18.00	2.80	6.30	1.85

东华链号 Donghua Chain No.	P	H	h	G	L	$\alpha$
	mm	mm	mm	mm	mm	
08BF169	12.70	22.70	11.70	28.10	35.40	25°
08BF207	12.70	22.70	11.70	28.60	34.70	27°

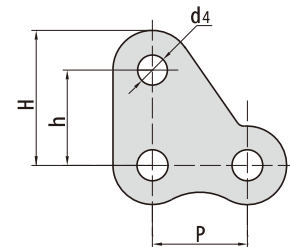


## B系列输送链特殊附件 Conveyor chain special attachments (B series)

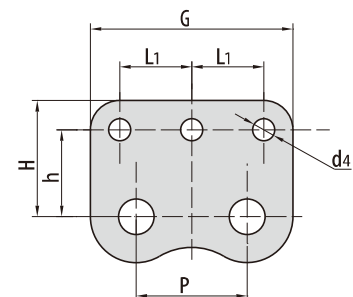
东华链号 Donghua Chain No.	P	h	A
	mm	mm	mm
C 72BF3SK0	114.30	151.80	30.00



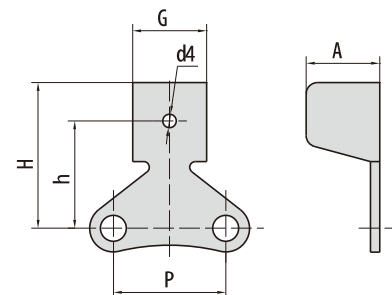
东华链号 Donghua Chain No.	P	h	H	d4
	mm	mm	mm	mm
16BF121NP	25.40	25.50	36.10	8.00



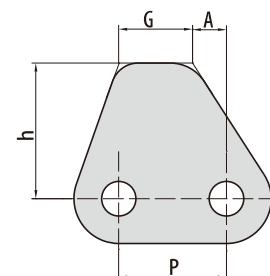
东华链号 Donghua Chain No.	P	L1	G	h	H	d4
	mm	mm	mm	mm	mm	mm
16BF120	25.40	16.50	45.70	19.90	26.50	5.05
20BF47	31.75	21.17	61.71	25.00	33.00	10.19



东华链号 Donghua Chain No.	P	h	H	G	A	d4
	mm	mm	mm	mm	mm	mm
16BF109	49.70	47.50	64.50	32.70	32.50	6.00

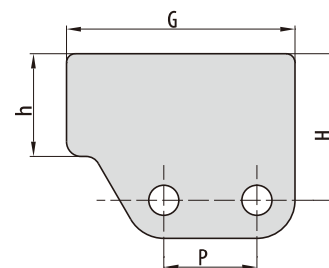


东华链号 Donghua Chain No.	P	G	A	h
	mm	mm	mm	mm
C 20BF51	31.75	21.75	10.00	40.00

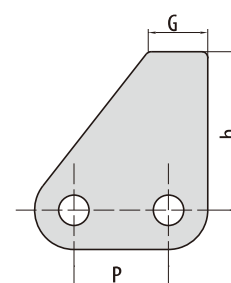


## B系列输送链特殊附件 Conveyor chain special attachments (B series)

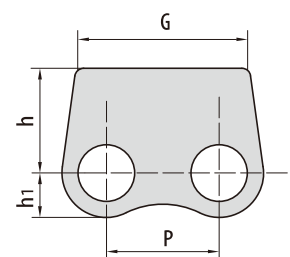
东华链号 Donghua Chain No.	P	G	h	H
	mm	mm	mm	mm
20BF46	31.75	78.00	35.00	50.00



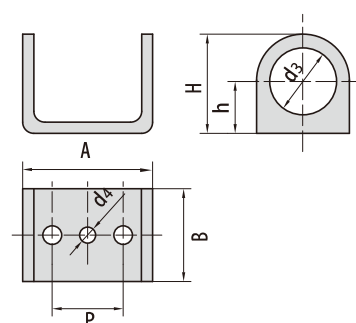
东华链号 Donghua Chain No.	P	G	h
	mm	mm	mm
C 20BF41	31.75	20.00	53.20



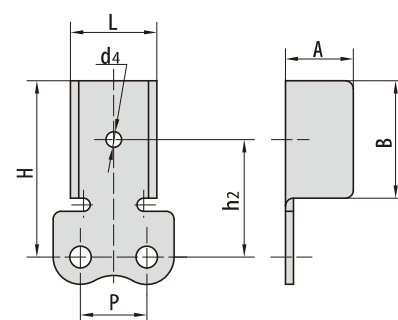
东华链号 Donghua Chain No.	P	h <sub>1</sub>	h	G
	mm	mm	mm	mm
08BF37	12.70	5.00	11.80	20.00



东华链号 Donghua Chain No.	P	h	H	A	B	d <sub>3</sub>	d <sub>4</sub>
	mm	mm	mm	mm	mm	mm	mm
12B-K 188	19.05	14.00	26.70	35.00	25.00	18.00	4.30

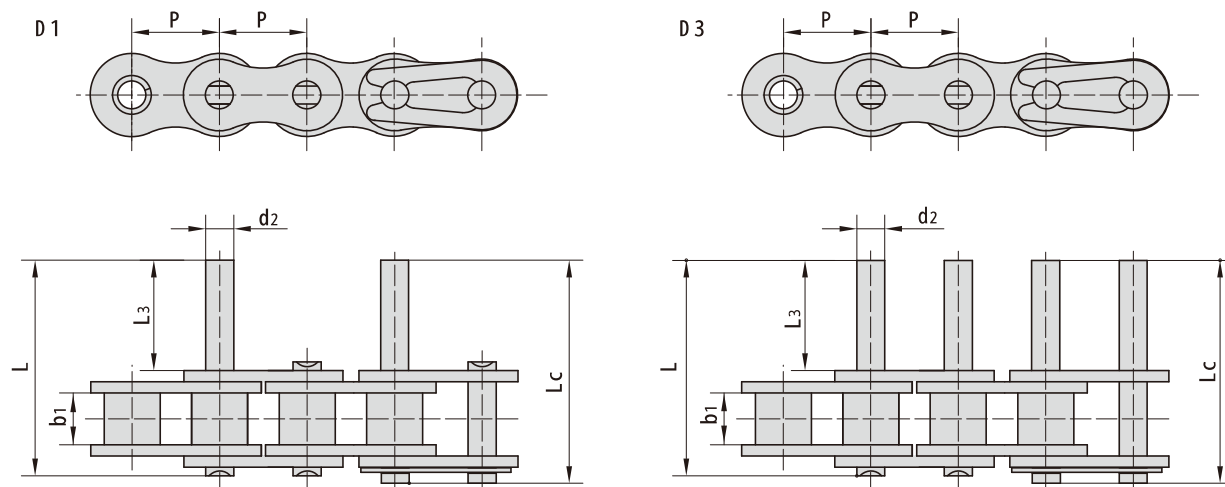


东华链号 Donghua Chain No.	P	h <sub>2</sub>	H	A	B	d <sub>4</sub>	L
	mm	mm	mm	mm	mm	mm	mm
16BF11	25.40	47.50	64.50	36.00	35.00	6.00	52.70
20BF2	31.75	-	70.00	43.00	35.00	-	65.15



## 短节距加长销输送链

Short pitch conveyor chains with extended pins

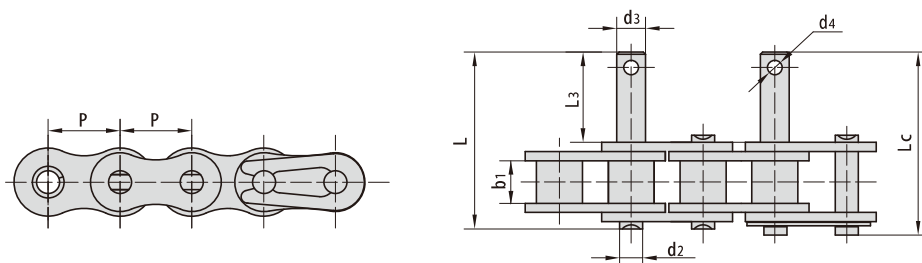


ISO 链号 ISO Chain No.	DIN 链号 DIN Chain No.	P	b <sub>1</sub>	d <sub>2</sub>	L <sub>3</sub>	L	L <sub>c</sub>
		mm	mm	mm	mm	mm	mm
35	06C	9.525	4.77	3.58	9.5	20.8	21.6
40	08A	12.700	7.85	3.96	9.5	25.1	26.2
50	10A	15.875	9.40	5.08	11.9	31.3	33.1
60	12A	19.050	12.57	5.94	14.3	38.6	40.6
80	16A	25.400	15.75	7.92	19.1	50.3	53.3
100	20A	31.750	18.90	9.53	23.8	61.8	66.1
120	24A	38.100	25.22	11.10	28.6	76.4	80.4
140	28A	44.450	25.22	12.70	33.3	84.8	89.4
160	32A	50.800	31.55	14.27	38.1	99.6	104.4
08B	08B	12.700	7.75	4.45	9.5	25.1	26.6
10B	10B	15.875	9.65	5.08	11.9	30.1	31.5
12B	12B	19.050	11.68	5.72	14.3	35.4	37.1
16B	16B	25.400	17.02	8.28	19.1	53.0	54.3
20B	20B	31.750	19.56	10.19	41.0	79.9	83.6
24B	24B	38.100	25.40	14.63	50.7	101.4	105.8
28B	28B	44.450	30.99	15.90	61.9	124.0	128.4
32B	32B	50.800	30.99	17.81	64.8	126.8	131.8



## 特殊加长销输送链

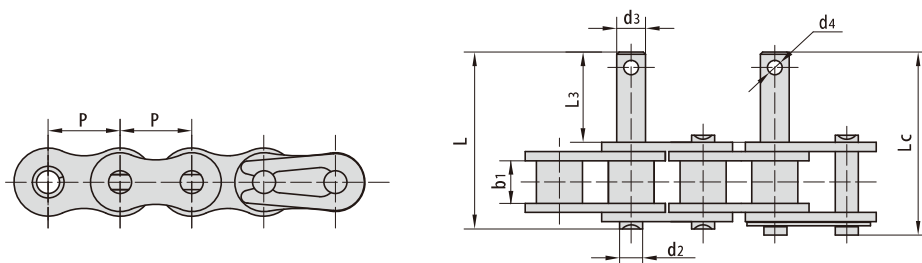
Conveyor chains with special extended pins



东华链号 Donghua Chain No.	P	b <sub>1</sub>	d <sub>2</sub>	d <sub>3</sub>	L <sub>3</sub>	L	L <sub>c</sub>	d <sub>4</sub>
	mm	mm	mm	mm	mm	mm	mm	mm
06B-D 1F21	9.525	-	3.28	5.00	15.00	-	28.40	-
06C-D 1F12	9.525	4.77	3.58	3.55	14.75	26.20	-	-
08A-D 1F37	12.700	-	3.96	4.85	35.35	-	52.00	-
08A-D 1F48	12.700	7.85	3.96	5.00	45.00	-	61.90	-
08A-D 1F49	12.700	-	3.96	5.00	35.00	-	51.65	-
08B-D 1F53	12.700	7.75	4.45	6.00	20.00	35.60	-	-
08B-D 1F67	12.700	7.75	4.45	6.00	15.50	31.40	-	-
08B-D 1F74	12.700	7.75	4.45	4.45	16.00	31.70	-	1.60
08B-D 1F79	12.700	7.75	4.45	6.00	15.00	30.90	32.20	-
08B-D 1F80	12.700	7.75	4.45	6.00	15.00	30.90	-	2.60
08B-D 3F101	12.700	7.75	4.45	6.00	9.00	24.80	-	-
08B-D 3F95	12.700	7.75	4.45	7.00	25.00	40.80	-	42.30
08B-D 4	12.700	7.75	4.45	6.00	15.00	31.20	32.40	-
08B-D 7	12.700	7.75	4.45	6.00	14.00	30.20	31.40	2.60
08BF3	12.700	7.75	4.45	6.00	8.00	24.20	25.40	-
10A-D 1F31	15.875	9.40	5.08	8.00	15.00	34.40	-	-
10A-D 1F32	15.875	9.40	5.08	7.50	19.00	38.40	-	3.00
10A-D 1F36	15.875	9.40	5.08	6.60	20.00	39.40	-	-
10A-D 1F40	15.875	9.40	5.08	5.96	25.30	44.70	-	-
10A-D 1F43	15.875	-	5.08	8.00	40.00	-	60.90	-
10A-D 1F48	15.875	9.40	5.08	6.00	25.00	44.40	-	-
10A-D 3F44	15.875	9.40	5.08	6.00	13.60	33.00	-	-
10A-D 9	15.875	9.40	5.08	6.35	20.00	39.50	41.10	-
10B-D 1F31	15.875	9.65	5.08	6.00	20.00	38.20	-	-
10B-D 1F39	15.875	9.65	5.08	5.08	29.90	48.10	-	1.60
10B-D 1F42	15.875	9.65	5.08	6.00	51.00	62.90	-	-
10B-D 1F45	15.875	9.65	5.08	6.50	18.00	36.30	-	-
10B-D 3F50	15.875	9.65	5.08	8.00	9.00	27.20	-	-
10B-D 7	15.875	9.65	5.08	6.50	40.00	58.50	60.10	-
10BF2	15.875	9.65	5.08	6.00	25.00	43.40	44.80	-
10BF3	15.875	9.65	5.08	8.00	25.00	43.40	44.80	-
12A-D 1F30	19.050	12.57	5.94	8.00	28.60	53.10	-	-
12A-D 1F36	19.050	12.57	5.94	7.00	43.00	67.60	70.00	-
12A-D 1F37	19.050	12.57	5.94	12.70	41.20	65.80	-	-
12A-D 1F41	19.050	12.57	5.94	8.00	15.00	39.30	-	-
12A-D 1F46	19.050	12.57	5.94	5.94	16.35	40.65	-	2.60
12A-D 1F53	19.050	12.57	5.94	8.00	40.00	64.50	-	-
12A-D 1F54	19.050	12.57	5.94	8.10	25.50	49.80	-	2.50
12A-D 1F55	19.050	12.57	5.94	8.00	40.00	-	66.10	-
12A-D 1F61	19.050	12.57	5.94	7.00	42.00	66.30	-	-
12A-D 1F72	19.050	12.57	5.94	8.00	35.00	59.30	-	-

## 特殊加长销输送链

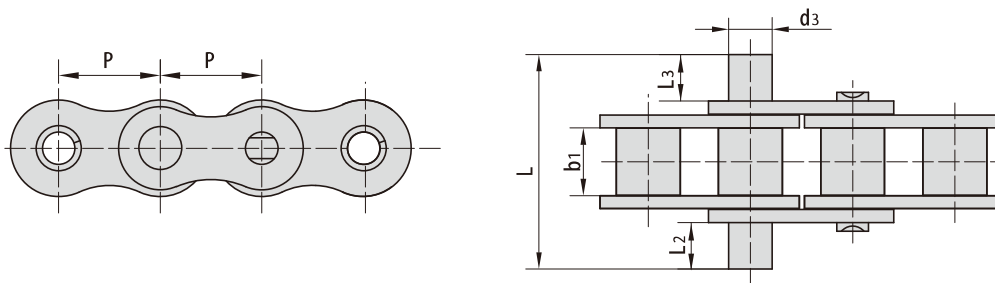
Conveyor chains with special extended pins



东华链号 Donghua Chain No.	P	b <sub>1</sub>	d <sub>2</sub>	d <sub>3</sub>	L <sub>3</sub>	L	L <sub>c</sub>	d <sub>4</sub>
	mm	mm	mm	mm	mm	mm	mm	mm
12A-D 1F77	19.050	12.57	5.94	5.94	30.00	54.50	-	2.00
12A-D 1F79	19.050	12.57	5.94	12.00	19.00	43.30	-	3.00
12A-D 1F80	19.050	12.57	5.94	5.94	27.00	51.30	-	2.00
12B-D 1F100	19.050	11.68	5.72	8.00	24.00	45.10	-	-
12B-D 1F106	19.050	11.68	5.72	7.90	36.00	57.20	-	-
12B-D 1F42	19.050	11.68	5.72	5.96	16.00	37.30	-	-
12B-D 1F43	19.050	11.68	5.72	10.00	40.00	61.30	-	-
12B-D 1F51	19.050	11.68	5.72	10.00	18.00	39.30	-	-
12B-D 1F55	19.050	11.68	5.72	6.00	20.00	41.10	-	-
12B-D 1F77	19.050	11.68	5.72	8.00	40.00	61.10	-	-
12B-D 1F81	19.050	11.68	5.72	8.00	26.00	47.10	-	-
12B-D 1F85	19.050	11.68	5.72	7.00	22.50	43.60	-	-
12B-D 1F94	19.050	11.68	5.72	5.72	14.30	35.40	-	2.00
12B-D 3F105	19.050	11.68	5.72	6.00	38.10	59.20	61.00	-
12B-D 3F47	19.050	11.68	5.72	6.35	20.00	41.10	-	-
12B-D 3F87	19.050	11.68	5.72	5.72	23.40	44.50	-	2.50
12B-D 5	19.050	11.68	5.72	8.00	40.00	61.40	63.10	-
12B-D 6	19.050	11.68	5.72	6.00	20.00	41.10	42.90	-
12B-D 7	19.050	11.68	5.72	8.00	25.00	46.40	48.20	-
16A-D 1F35	25.400	15.75	7.92	16.00	14.00	45.20	47.40	-
16A-D 1F53	25.400	15.75	7.92	10.00	47.00	78.00	-	3.20
16A-D 1F55	25.400	15.75	7.92	7.92	22.00	53.20	-	2.50
16A-D 1F67	25.400	15.75	7.92	7.92	46.00	76.90	-	2.00
16A-D 1F69	25.400	15.75	7.92	7.92	50.10	81.00	-	3.00
16A-D 1F73	25.400	15.75	7.92	8.50	36.20	67.20	-	-
16A-D 3F2	25.400	-	7.92	12.70	50.00	-	87.40	-
16A-D 3F22	25.400	15.75	7.92	8.40	36.00	67.10	-	-
16A-D 3F48	25.400	15.75	7.92	9.00	21.00	51.90	55.70	-
16AF1-D 3F1	25.400	15.75	7.92	9.00	20.00	51.20	54.70	2.50
16B-D 1F34	25.400	17.02	8.28	12.00	20.50	54.50	-	-
16B-D 1F38	25.400	17.02	8.28	14.00	22.00	55.90	-	-
16B-D 1F43	25.400	17.02	8.28	10.00	23.10	57.00	-	3.30
16B-D 1F48	25.400	17.02	8.28	9.00	25.00	58.90	-	-
16B-D 3F30	25.400	17.02	8.28	6.20	19.00	53.00	54.40	1.50
16B-D 3F56	25.400	17.02	8.28	10.00	32.00	65.90	68.90	-
20A-D 1F11	31.750	18.90	9.53	9.53	20.30	62.00	-	3.00
20A-D 1F19	31.750	18.90	9.53	9.53	22.00	60.00	-	2.00
20A-D 1F21	31.750	-	9.53	9.53	38.10	-	76.40	-
20B-D 3F10	31.750	19.56	10.19	10.19	16.00	54.90	-	3.20
24A-D 1F16	38.100	25.22	11.10	11.10	42.00	89.80	-	4.00
24B-D 3F2	38.100	25.40	14.63	14.63	99.60	156.60	-	4.00
32A-D 1F3	50.800	31.55	14.27	18.00	45.00	106.80	-	-

# 特殊加长销输送链

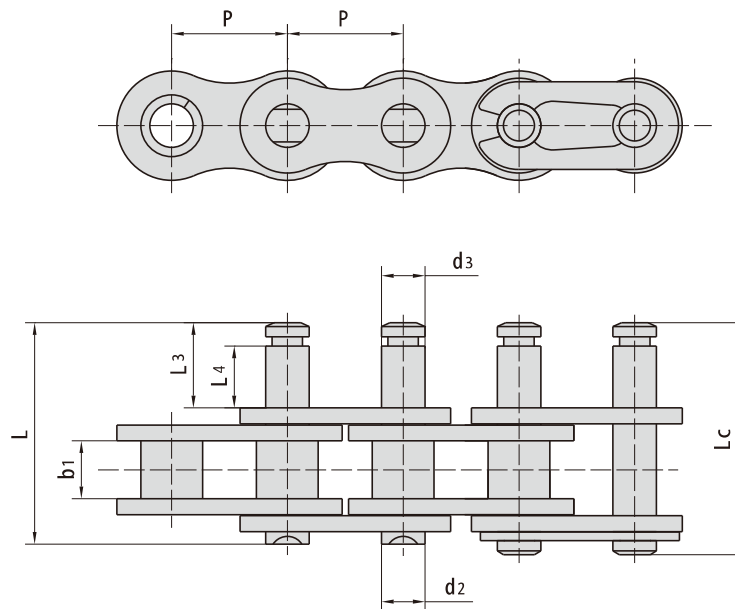
Conveyor chains with special extended pins



东华链号 Donghua Chain No.	P	b1	d3	L2	L3	L
	mm	mm	mm	mm	mm	mm
06B-D4	9.525	5.72	3.28	3.00	5.00	19.40
08A-DD1F4	12.700	7.85	3.96	17.80	17.80	49.90
08A-DD3F6	12.700	7.85	3.96	9.50	9.50	33.40
08B-D8	12.700	7.75	4.45	10.00	38.00	62.50
08B-DD3F13	12.700	7.75	4.45	15.20	15.20	44.90
08B-DD3F14	12.700	7.75	4.45	13.00	13.00	40.80
08B-DD3F9-B	12.700	7.75	4.45	3.50	3.50	21.10
08BF7	12.700	7.75	4.45	3.00	5.00	22.80
10A-DD3F3	15.875	9.40	5.08	2.90	2.90	24.00
10A-DD3F4	15.875	9.40	5.08	12.45	12.45	43.00
10B-DD1F41	15.875	9.65	5.08	18.10	18.10	53.20
12A-D7	19.050	12.57	8.10	8.60	8.60	40.00
12A-DD3F3	19.050	12.57	5.94	4.50	4.50	32.00
12A-DD3F5	19.050	12.57	8.10	8.60	8.60	40.00
12A-DD3F6	19.050	12.57	5.94	3.10	3.10	29.00
12A-DD3F7	19.050	12.57	5.94	3.20	3.20	29.40
12B-DD1F1	19.050	11.68	5.72	11.00	11.00	41.70
12B-DD3F3	19.050	11.68	5.72	5.20	5.20	30.00
12B-DD3F6	19.050	11.68	5.72	25.00	25.00	69.70
12B-DD3F7	19.050	11.68	5.72	21.10	21.10	61.80
16A-DD1F2	25.400	15.75	7.92	22.70	22.70	75.00
16A-DD1F4	25.400	15.75	7.92	19.05	19.05	67.20
16A-DD1F6	25.400	15.75	7.92	22.90	22.90	75.00
16B-DD1F13	25.400	17.02	8.28	11.00	11.00	53.80
16B-DD1F9	25.400	17.02	8.28	34.00	34.00	100.00
16B-DD3F10	25.400	17.02	8.28	14.45	14.45	60.60
16B-DD3F4	25.400	17.02	8.28	3.00	3.00	38.00
16BF4	25.400	17.02	8.28	18.00	18.00	68.00
80SHF1-DD1	25.400	15.75	7.92	14.95	32.45	80.00
20A-DD3F3	31.750	18.90	9.53	4.10	4.10	44.00
20A-DD3F4	31.750	18.90	9.53	3.80	3.80	43.40
24B-DD1F3	38.100	25.40	14.63	16.70	16.70	81.00
28B-DD3F3	44.450	30.99	15.90	20.00	20.00	98.70
32A-DD1F1	50.800	31.55	14.27	38.10	38.10	134.50
40B-DD1F1	63.500	38.10	22.89	21.56	21.56	180.00

## 特殊加长销输送链

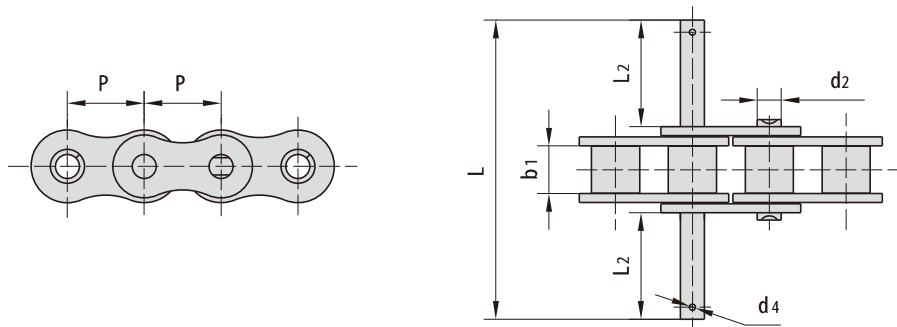
Conveyor chains with special extended pins



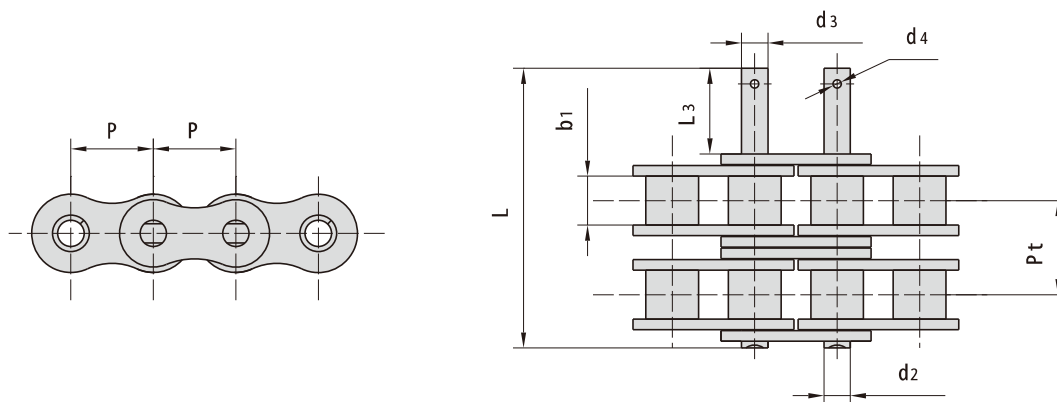
东华链号 Donghua Chain No.	P	b <sub>1</sub>	d <sub>2</sub>	d <sub>3</sub>	L <sub>3</sub>	L <sub>4</sub>	L	L <sub>c</sub>
	mm	mm	mm	mm	mm	mm	mm	mm
06C-D 3F10	9.525	4.77	3.58	3.30	4.80	3.10	16.30	17.30
06C-D 3F12	9.525	4.77	3.58	3.58	7.00	5.00	18.50	19.50
A06B-D 12	9.525	5.72	3.28	3.28	3.50	1.50	15.80	-
08A-D 1F32	12.700	7.85	3.96	3.96	17.55	13.85	33.00	-
08B-D 1F60	12.700	7.75	4.45	4.45	9.50	7.00	25.10	26.60
08B-D 3F40	12.700	-	4.45	4.45	16.80	14.50	-	34.10
10B-D 1F46	15.875	9.65	5.08	5.08	35.00	32.20	53.20	-
10B-D 1F49	15.875	9.65	5.08	7.00	10.70	8.00	28.90	-
10B-D 1F56	15.875	9.65	5.08	5.08	29.90	26.80	48.10	-
12A-D 1F60	19.050	12.57	5.94	5.94	7.00	4.90	-	31.30
12B-D 1F86	19.050	11.68	5.72	5.72	25.00	22.60	46.10	-
C 12B-D 1F111	19.050	11.68	5.72	5.72	10.00	6.80	31.10	32.80
C 12BNP-D 3F68	19.050	11.68	5.72	5.00	10.50	8.00	31.60	33.30
C 12BNP-D 3F76	19.050	11.68	5.72	5.00	6.50	4.00	27.60	29.30
16B-D 1F11	25.400	17.02	8.28	8.28	37.80	35.40	71.80	73.10
16B-D 1F44	25.400	17.02	8.28	8.28	35.40	32.00	69.30	-
16B-D 3F59	25.400	17.02	8.28	8.28	26.40	23.00	60.30	61.60
C 16A-D 1F49	25.400	15.75	7.92	8.00	39.00	35.40	70.10	-

## 特殊加长销输送链

Conveyor chains with special extended pins



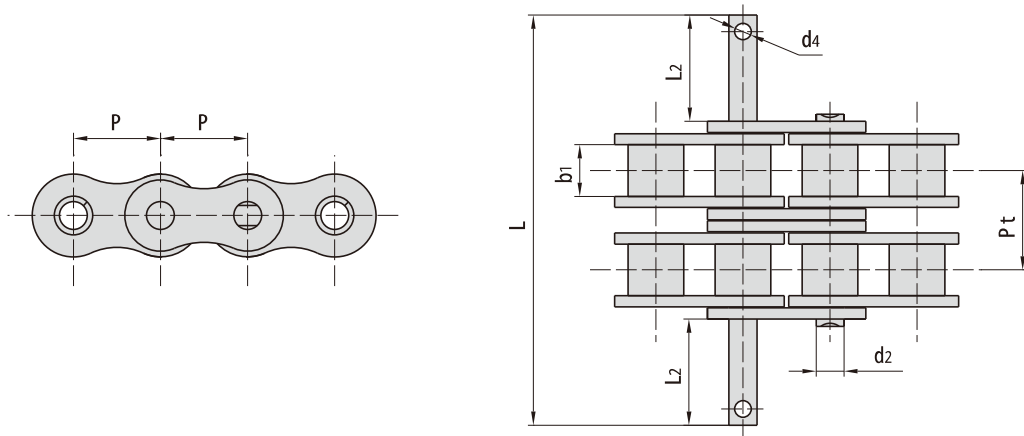
东华链号 Donghua Chain No.	P	b <sub>1</sub>	d <sub>2</sub>	d <sub>4</sub>	L <sub>2</sub>	L
	mm	mm	mm	mm	mm	mm
08A-DD1F5	12.700	7.85	3.96	1.00	17.65	49.60
16A-DD1F3	25.400	15.75	7.92	2.60	28.95	87.00
24A-DD1F2	38.100	25.22	11.10	2.50	42.35	130.00



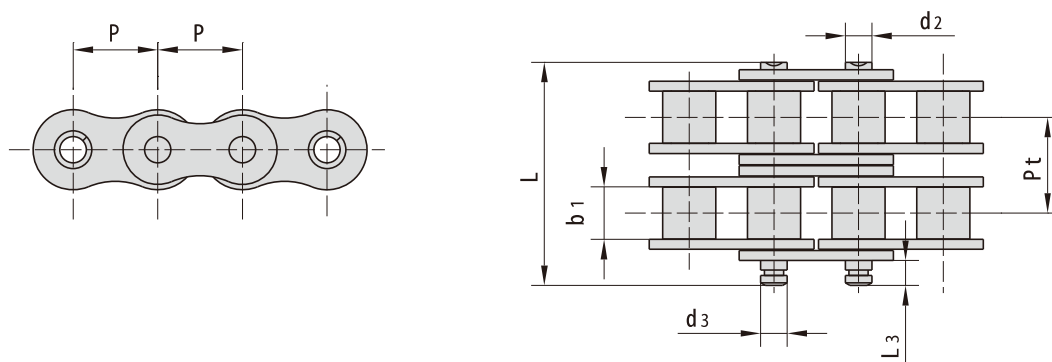
东华链号 Donghua Chain No.	P	b <sub>1</sub>	d <sub>2</sub>	d <sub>3</sub>	d <sub>4</sub>	L <sub>3</sub>	L	P <sub>t</sub>
	mm	mm	mm	mm	mm	mm	mm	mm
08B-2-D1F39	12.700	7.75	4.45	4.45	1.60	17.70	47.60	13.92
08B-D3F79-2	12.700	7.75	4.45	7.00	-	25.00	55.10	13.92
10A-2-D3F67	15.875	9.40	5.08	5.08	1.60	16.50	54.10	18.11
12A-2-D3F47	19.050	12.57	5.94	8.00	-	28.00	75.50	22.78
12A-2-D3F48	19.050	12.57	5.94	8.00	-	32.00	79.50	22.78
12A-D3F44-2	19.050	12.57	5.94	8.00	-	18.00	65.20	22.78
12A-D3F85-2	19.050	12.57	5.94	8.00	-	18.00	65.20	66.90
32A-2-D3F2	50.800	31.55	14.27	14.27	4.00	77.89	197.00	58.55

## 特殊加长销输送链

Conveyor chains with special extended pins



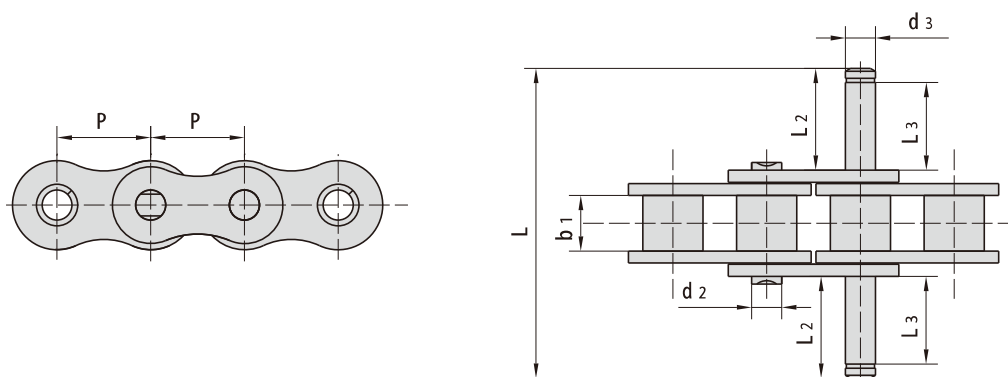
东华链号 Donghua Chain No.	P mm	b <sub>1</sub> mm	d <sub>2</sub> mm	d <sub>4</sub> mm	L <sub>2</sub> mm	L mm	Pt mm
10A-DD 3F2-2	15.875	9.40	5.08	2.00	17.70	47.80	19.70
20A-DD 1F4-2	31.750	18.90	9.53	3.20	14.40	110.00	35.76
24A-2-D 1F1	38.100	25.22	11.10	2.40	42.60	176.00	45.44



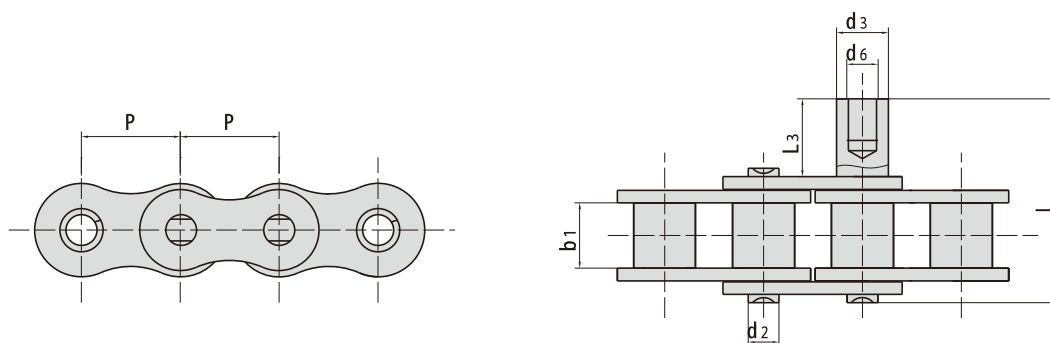
东华链号 Donghua Chain No.	P mm	b <sub>1</sub> mm	d <sub>2</sub> mm	d <sub>3</sub> mm	L mm	L <sub>3</sub> mm	Pt mm
08A-2-D 3F39	12.70	7.85	3.96	3.96	33.75	3.90	14.38

## 特殊加长销输送链

Conveyor chains with special extended pins



东华链号 Donghua Chain No.	P	b <sub>1</sub>	d <sub>2</sub>	d <sub>3</sub>	L	L <sub>2</sub>	L <sub>3</sub>
	mm	mm	mm	mm	mm	mm	mm
10AF94	15.875	9.40	5.08	5.08	52.50	17.20	14.80
20B-DD1F3	31.750	19.56	10.19	10.19	119.30	41.50	38.35
24B-DD1F2	38.100	25.40	14.63	14.63	149.20	50.80	47.65
24B-DD1F4	38.100	25.40	14.63	14.63	143.20	47.65	43.55
28A-DD1F1	44.450	25.22	12.70	12.60	106.00	28.70	25.70

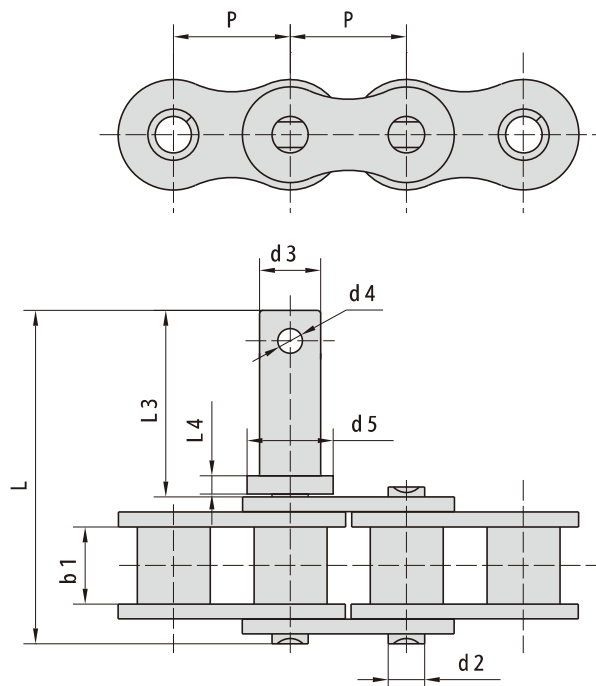


东华链号 Donghua Chain No.	P	b <sub>1</sub>	d <sub>2</sub>	d <sub>3</sub>	L <sub>3</sub>	L	d <sub>6</sub>
	mm	mm	mm	mm	mm	mm	mm
12A-D1F38	19.050	12.57	5.94	9.60	15.00	39.50	M 6
12A-D1F39	19.050	12.57	5.94	9.00	15.00	39.30	M 4
12A-D1F42	19.050	12.57	5.94	10.00	15.00	39.70	M 6
24A-D1F13	38.100	25.22	11.10	25.00	50.00	101.80	18.00
24A-D1F14	38.100	25.22	11.10	25.00	100.00	151.80	18.00
24A-D3F9	38.100	25.22	11.10	25.00	50.00	102.00	18.20
24A-D3F10	38.100	25.22	11.10	25.00	100.00	152.00	18.20



## 特殊加长销输送链

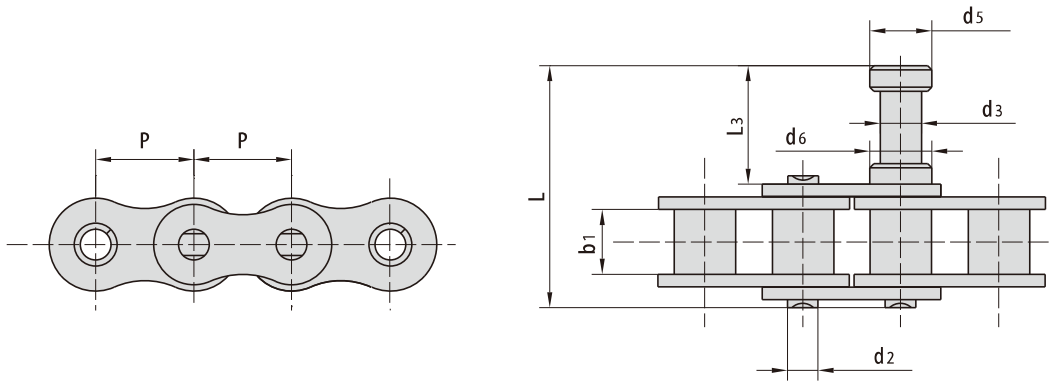
Conveyor chains with special extended pins



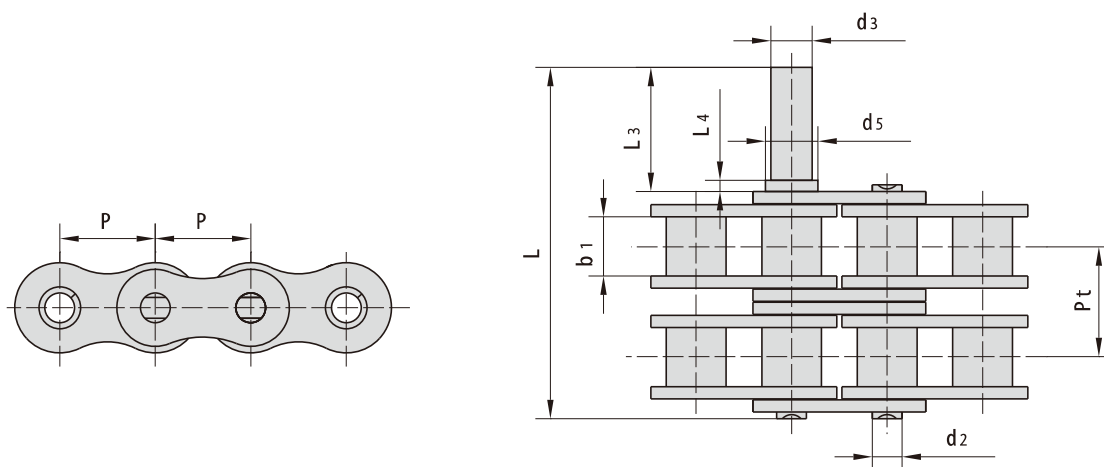
东华链号 Donghua Chain No.	P	b1	L	L3	L4	d2	d3	d4	d5
	mm	mm	mm	mm	mm	mm	mm	mm	mm
08B-D 1F70	12.700	7.75	30.50	14.50	2.50	4.45	6.00	-	9.00
08B-D 1F75	12.700	7.75	34.00	18.00	3.00	4.45	7.00	-	10.00
12A-D 1F33	19.050	12.57	43.40	19.00	8.00	5.94	12.00	-	12.00
12A-D 1F52	19.050	12.57	44.10	18.70	1.50	5.94	8.30	3.00	10.00
12A-D 1F57	19.050	12.57	49.30	23.00	2.00	5.94	8.00	2.20	12.00
12A-D 1F66	19.050	12.57	42.30	18.00	3.00	5.94	7.00	-	10.00
12A-D 1F73	19.050	12.57	54.40	30.00	3.00	5.94	10.00	4.00	14.00
12B-D 1F78	19.050	11.68	44.60	23.50	5.50	5.72	7.40	-	12.00
12B-DD 1F5	19.050	11.68	52.90	27.70	7.20	5.72	7.70	-	12.00
16A-D 1F25	25.400	15.75	56.00	20.00	5.00	7.92	11.00	2.50	16.00
16A-D 1F42	25.400	15.75	55.80	24.50	5.50	7.92	8.00	-	12.00
16A-D 1F51	25.400	15.75	47.90	17.00	2.50	7.92	8.10	2.20	14.00
16A-D 1F58	25.400	15.75	54.70	20.00	4.50	7.92	10.00	2.50	12.70
16A-D 1F63	25.400	15.75	54.70	20.00	4.50	7.92	8.00	2.50	12.70
16A-D 1F70	25.400	15.75	55.90	25.00	6.00	7.92	8.00	-	12.00
16A-D 1F77	25.400	15.75	55.70	21.50	12.00	5.94	8.00	2.00	11.00
16B-D 1F32	25.400	17.02	84.40	50.50	12.00	8.28	7.60	2.00	15.00
16B-D 1F52	25.400	17.02	60.70	26.50	2.50	8.28	9.00	3.00	12.00
16B-D 28	25.400	17.02	75.40	41.00	3.00	8.28	8.25	2.50	13.00
20A-D 1F7	31.750	18.90	61.80	23.70	3.70	9.53	14.00	-	20.00
20A-D 1F8	31.750	18.90	63.30	25.20	3.70	9.53	14.00	-	20.00
C 20AH-D 1F1	31.750	18.90	69.50	38.00	3.50	9.53	11.00	-	15.00
24A-D 1F19	38.100	25.30	77.00	25.00	3.00	11.10	11.00	3.00	14.00

## 特殊加长销输送链

Conveyor chains with special extended pins



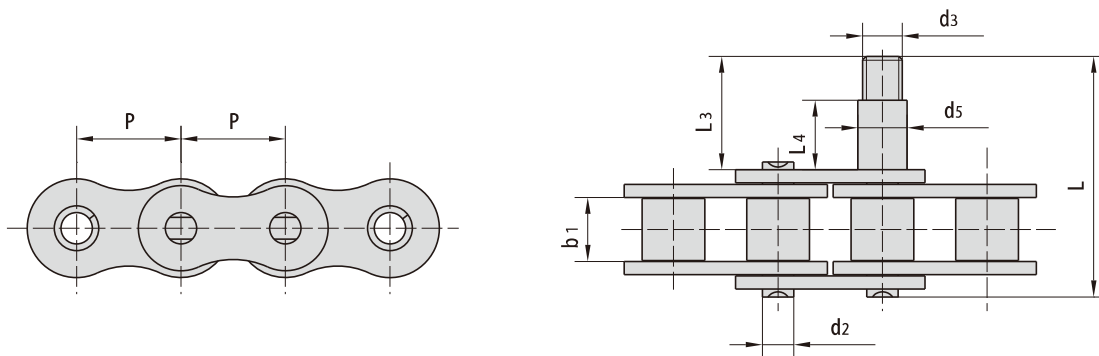
东华链号 Donghua Chain No.	P	b <sub>1</sub>	L	L <sub>3</sub>	d <sub>2</sub>	d <sub>3</sub>	d <sub>5</sub>	d <sub>6</sub>
	mm	mm	mm	mm	mm	mm	mm	mm
12A-D 3F48	19.050	12.57	47.30	23.00	5.94	8.00	12.00	12.00
16A-D 1F36	25.400	15.75	55.20	24.00	7.92	12.00	16.00	-
16B-D 1F39	25.400	17.02	67.50	33.60	8.28	8.28	16.00	16.00



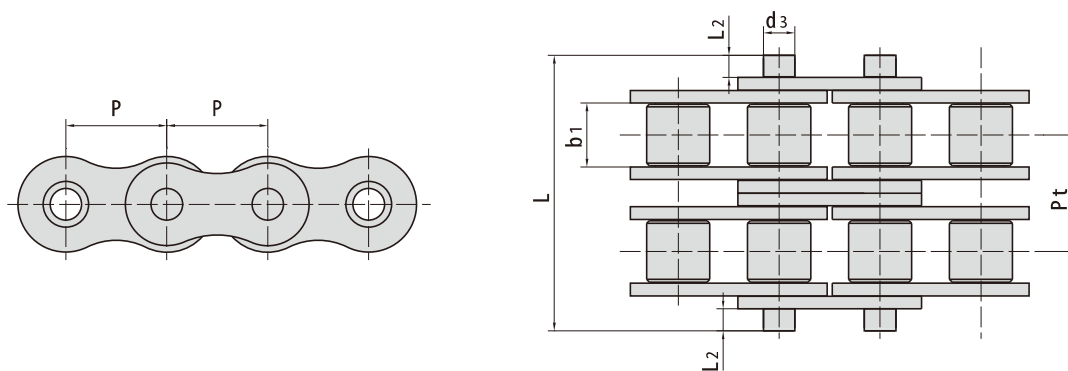
东华链号 Donghua Chain No.	P	b <sub>1</sub>	L	L <sub>3</sub>	L <sub>4</sub>	d <sub>2</sub>	d <sub>3</sub>	d <sub>5</sub>	Pt
	mm	mm	mm	mm	mm	mm	mm	mm	mm
16A-D 1F72-2	25.400	15.75	94.00	33.00	3.00	7.92	11.00	14.00	29.29

## 特殊加长销输送链

Conveyor chains with special extended pins



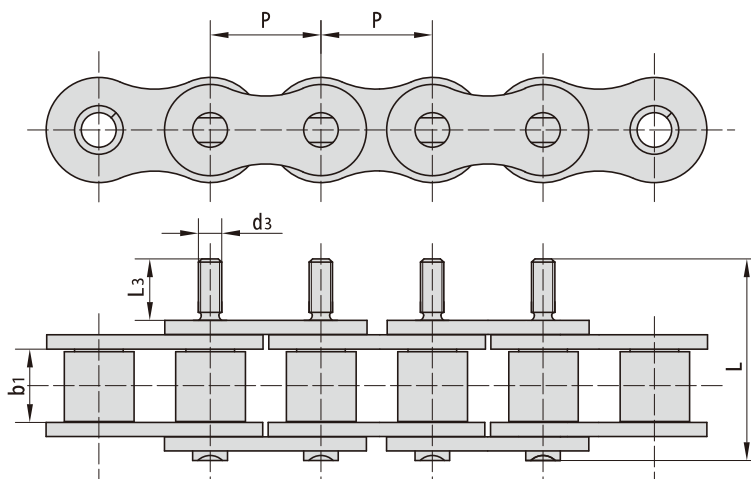
东华链号 Donghua Chain No.	P	b <sub>1</sub>	L	L <sub>3</sub>	L <sub>4</sub>	d <sub>2</sub>	d <sub>3</sub>	d <sub>5</sub>
	mm	mm	mm	mm	mm	mm	mm	mm
16A-DD 1F61	25.400	-	57.20	24.00	17.00	7.92	M 8	10.00
20A-DD 1F17	31.750	18.90	73.00	35.00	23.00	9.53	M 12	15.00



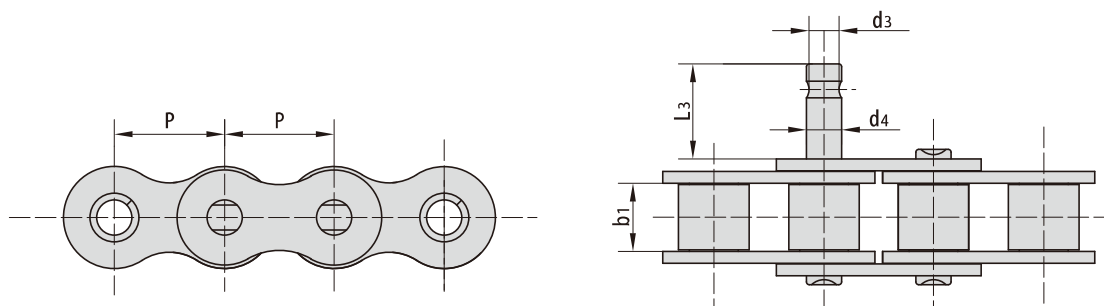
东华链号 Donghua Chain No.	P	b <sub>1</sub>	L	L <sub>2</sub>	d <sub>3</sub>	Pt
	mm	mm	mm	mm	mm	mm
08B-DD 3F17-2	12.700	7.75	40.80	6.00	4.45	13.92
08BNP-2-DD 3F15	12.700	7.75	81.80	26.50	4.45	13.92
28B-DD 3F3-2	44.450	30.99	172.20	27.00	15.90	59.56
48A-DD 3F1-2	76.200	48.20	208.00	16.60	23.81	87.83

## 特殊加长销输送链

Conveyor chains with special extended pins



东华链号 Donghua Chain No.	P	b <sub>1</sub>	d <sub>3</sub>	L <sub>3</sub>	L
	mm	mm	mm	mm	mm
12A-D 3F32	19.050	12.57	M 4	10.30	34.60
12AF19	19.050	12.57	M 4	10.00	34.50
12AF108	19.050	12.57	M 4	10.80	35.20
12BF13	19.050	11.68	M 4	10.00	31.00
12BF102	19.050	-	M 5	12.45	33.45

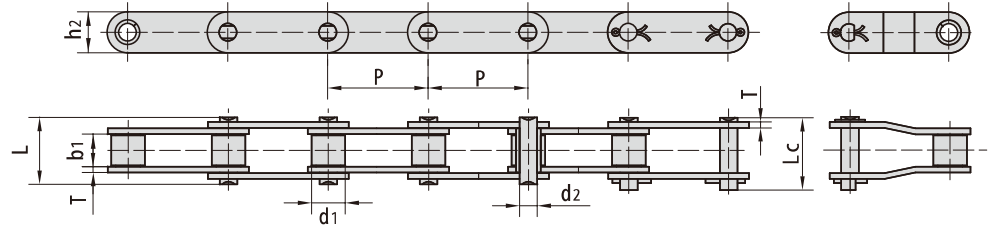


东华链号 Donghua Chain No.	P	b <sub>1</sub>	d <sub>3</sub>	d <sub>4</sub>	L <sub>3</sub>
	mm	mm	mm	mm	mm
10B-D 12	15.875	9.65	4.50	5.08	12.00
10B-D 1F27	15.875	9.65	5.08	4.50	13.00
10B-D 9	15.875	9.65	4.50	5.08	13.00
12B-D 1F58	19.050	11.68	5.72	5.00	13.00
12B-D 8	19.050	11.68	5.15	5.72	13.00
20A-D 1F15	31.750	18.90	10.00	11.10	56.90

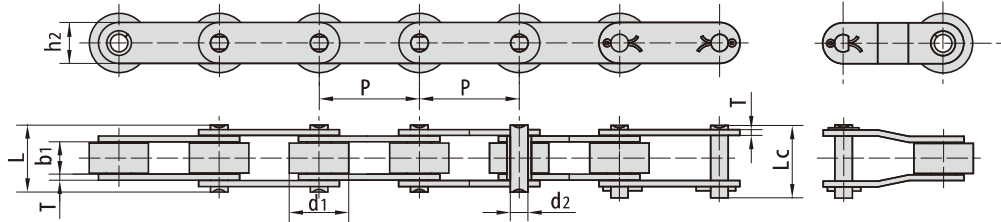
## 双节距输送链

### Double pitch conveyor chains

小滚子型 Small Roller Type



大滚子型 Large Roller Type



ISO 链号 ISO Chain No.	ANSI 链号 ANSI Chain No.	节距 Pitch	滚子直径 Roller diameter	内节内宽 Width between inner plates	销轴直径 Pin diameter	销轴长度 Pin length		内链板高度 Inner plate depth	链板厚度 Plate thickness	抗拉强度 Tensile strength	平均抗拉强度 Average tensile strength	每米长重 Weight per meter
		P	d1 max	b1 min	d2 max	L max	Lc max	h2 max	T max	Q min kN/bf	Q0 kN	q kg/m
C 208A	C 2040	25.40	7.95	7.85	3.96	16.6	17.8	12.0	1.50	14.1/3205	16.7	0.50
C 208AL	C 2042		15.88									0.84
C 208AH	C 2040H	25.40	7.95	7.85	3.96	18.8	19.9	12.0	2.03	14.1/3205	17.2	0.65
C 208AHL	C 2042H		15.88									1.00
C 208B		25.40	8.51	7.75	4.45	16.7	18.2	11.8	1.60	18.0/4091	19.4	0.55
C 208BL			15.88									0.89
C 210A	C 2050	31.75	10.16	9.40	5.08	20.7	22.2	15.0	2.03	22.2/5045	28.1	0.78
C 210AL	C 2052		19.05									1.27
C 210B		31.75	10.16	9.65	5.08	19.5	20.9	14.7	1.70	22.4/5036	24.6	0.75
C 210BL			19.05									1.21
C 212A	C 2060	38.10	11.91	12.57	5.94	25.9	27.7	18.0	2.42	31.8/7227	36.8	1.12
C 212AL	C 2062		22.23									1.61
C 212AH	C 2060H	38.10	11.91	12.57	5.94	29.2	31.6	18.0	3.25	31.8/7227	41.6	1.44
C 212AHL	C 2062H		22.23									2.07
C 212B		38.10	12.07	11.68	5.72	22.5	24.2	16.0	1.85	29.0/6519	31.9	0.90
C 212BL			22.23									1.55
C 216A	C 2080	50.80	15.88	15.75	7.92	32.7	36.5	24.0	3.25	56.7/12886	65.7	2.08
C 216AL	C 2082		28.58									3.12
C 216AH	C 2080H	50.80	15.88	15.75	7.92	36.2	39.4	24.0	4.00	56.7/12886	70.0	2.54
C 216AHL	C 2082H		28.58									3.58
C 216B		50.80	15.88	17.02	8.28	36.1	39.1	21.0	4.15/3.10	60.0/13489	66.0	2.14
C 216BL			28.58									3.27
C 220A	C 2100	63.50	19.05	18.90	9.53	40.4	44.7	30.0	4.00	88.5/20114	102.6	3.01
C 220AL	C 2102		39.67									4.83
C 220AH	C 2100H	63.50	19.05	18.90	9.53	43.6	46.9	30.0	4.80	88.5/20114	112.4	3.56
C 220AHL	C 2102H		39.67									5.38
C 220B		63.50	19.05	19.56	10.19	41.3	45.0	26.4	4.50/3.50	95.0/21357	104.5	2.93
C 220BL			39.67									5.01
C 224A	C 2120	76.20	22.23	25.22	11.10	50.3	54.3	35.7	4.80	127.0/28864	147.3	4.66
C 224AL	C 2122		44.45									7.66
C 224AH	C 2120H	76.20	22.23	25.22	11.10	53.5	57.5	35.7	5.60	127.0/28864	160.9	5.26
C 224AHL	C 2122H		44.45									8.26
C 224B		76.20	25.40	25.40	14.63	53.4	57.8	33.2	6.00/4.80	160.0/35969	176.0	5.17
C 224BL			44.45									7.88
C 232A	C 2160	101.60	28.58	31.75	14.27	64.8	69.6	47.8	6.40	226.8/51545	278.9	8.15
C 232AL	C 2162		57.15									13.00
C 232AH	C 2160H	101.60	28.58	31.75	14.27	68.2	73.0	47.8	7.20	226.8/51545	285.8	9.06
C 232AHL	C 2162H		57.15									13.84

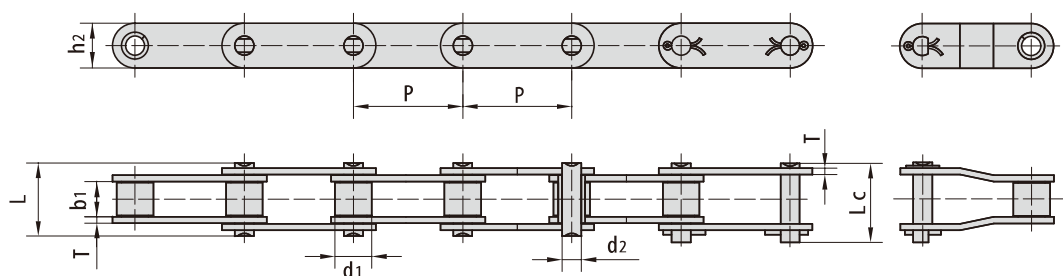
## 双节距输送链

## Double pitch conveyor chains

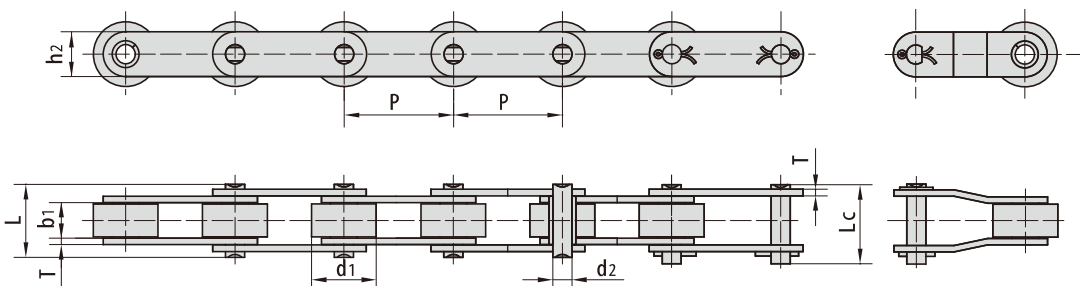
### 非标双节距输送链

### Non-standard double pitch conveyor chains

#### 小滚子型 Small Roller Type



#### 大滚子型 Large Roller Type



东华链号 Donghua Chain No.	节距 Pitch	滚子直径 Roller diameter	内节内宽 Width between inner plates	销轴直径 Pin diameter	销轴长度 Pin length		内链板高度 Inner plate depth	链板厚度 Plate thickness	抗拉强度 Tensile strength	平均抗拉强度 Average tensile strength	每米长重 Weight per meter
	P	d1 max	b1 min	d2 max	L max	Lc max	h2 max	T max	Q min kN/bf	Q0 kN	q kg/m
	mm	mm	mm	mm	mm	mm	mm	mm			
208AF17	25.40	7.95	4.00	3.96	12.75	15.00	12.00	1.50	13.80/3102	15.2	0.40
208AF18	25.40	7.95	5.10	3.96	13.76	16.00	12.00	1.50	13.80/3102	15.2	0.38
208BF45	25.40	8.51	47.64	4.45	57.00	58.50	11.80	1.60	17.80/4001	19.6	1.15
C208BF3	25.40	8.51	7.95	4.45	16.70	—	11.80	1.50	10.00/22480	11.5	0.61
C2050F12	31.75	10.16	9.52	5.08	20.20	21.70	15.00	2.03	18.53/4165	20.0	1.05
C2052F51	31.75	19.05	9.40	5.08	20.70	—	15.00	2.03	21.80/4901	24.0	0.81
2060F75	38.10	11.91	16.07	5.94	29.50	31.90	18.00	2.42	31.10/6991	34.2	1.11
212BF1	38.10	12.07	11.68	5.94	25.20	28.00	40.80	2.42	31.80/7149	36.6	2.73
C2060F28	38.10	11.91	12.57	5.72	25.90	27.70	20.00	2.42	28.90/6496	32.4	1.40
C2060F75	38.10	11.91	16.07	5.94	29.50	31.90	18.00	2.42	31.10/6991	34.2	1.32
C2062F101	38.10	22.23	12.57	5.94	35.00	—	18.00	2.42	31.10/6991	34.2	1.98
C2062F95	38.10	22.23	12.70	5.94	25.80	29.30	18.00	2.42	24.00/5395	26.4	2.20
C212BF2	38.10	12.07	11.68	5.72	22.50	25.50	35.00	1.85	28.90/6496	33.3	1.88
C212BF9	38.10	12.07	11.68	5.72	22.50	25.20	20.00	1.85	28.90/6496	33.3	1.10

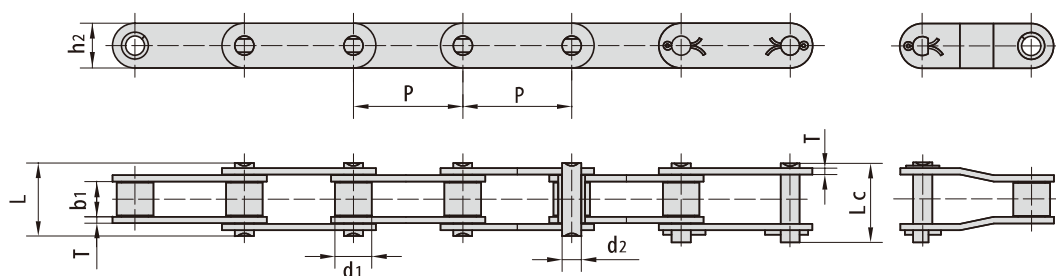
## 双节距输送链

## Double pitch conveyor chains

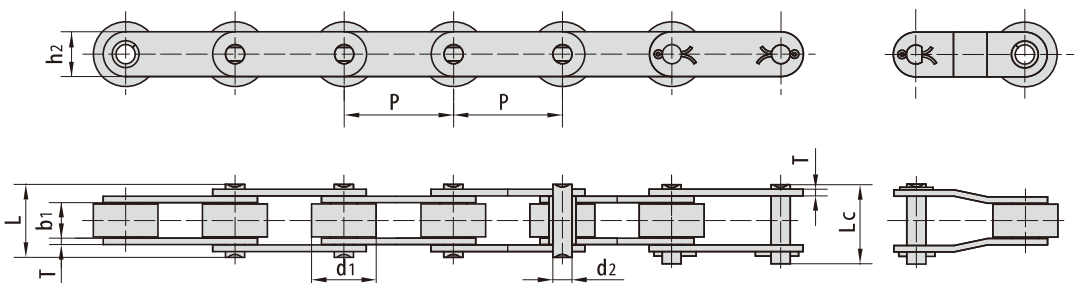
### 非标双节距输送链

### Non-standard double pitch conveyor chains

#### 小滚子型 Small Roller Type



#### 大滚子型 Large Roller Type



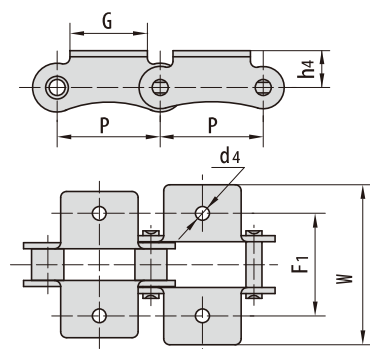
东华链号 Donghua Chain No.	节距 Pitch	滚子直径 Roller diameter	内节内宽 Width between inner plates	销轴直径 Pin diameter	销轴长度 Pin length		内链板高度 Inner plate depth	链板厚度 Plate thickness	抗拉强度 Tensile strength	平均抗拉强度 Average tensile strength	每米长重 Weight per meter
	P	d1 max	b1 min	d2 max	L max	Lc max	h2 max	T max	Q min kN/bf	Q0 kN	q kg/m
	mm	mm	mm	mm	mm	mm	mm	mm			
2082HF83	50.80	28.58	15.75	7.92	36.20	38.90	29.00	4.00	56.7/12746	62.4	3.90
216BF4	50.80	15.88	17.90	8.28	36.10	39.10	21.00	3.70	60.0/13488	66.0	1.80
C 2060H-50.8F1	50.80	11.91	12.57	5.94	29.20	31.00	17.20	3.25	31.1/6991	34.2	2.67
C 2080HF1	50.80	15.88	15.75	7.92	36.20	39.40	23.00	4.00	55.6/12499	61.1	2.49
C 2080HF51	50.80	18.00	32.00	7.92	54.00	57.50	24.00	4.00	55.6/12499	61.1	2.66
C 2080HF87	50.80	18.00	32.00	7.92	52.80	56.00	24.00	4.00	55.6/12499	61.2	2.67
C 2082HF94	50.80	25.40	15.75	7.92	36.20	39.40	23.00	4.00	60.0/13488	66.0	3.23
C 216BF1	50.80	15.88	17.02	8.28	36.10	39.10	20.00	4.00/3.00	60.0/13488	66.0	2.01
220BF1	63.50	19.05	19.56	10.19	36.50	37.60	27.00	3.00	65.0/14612	74.7	1.81
220BF3	63.50	19.05	19.56	10.19	42.30	43.40	26.40	4.50/4.00	56.7/12746	62.4	2.68
C 220AH-BF1	63.50	19.05	18.90	9.53	43.60	46.90	30.00	4.80	86.7/19490	95.5	3.74
C 224AHF2	76.20	27.20	25.22	11.10	-	57.50	35.70	5.60	124.6/280112	139.5	5.78
C 224AHLF5	76.20	43.00	25.22	11.10	53.50	-	35.70	5.60	124.6/280112	142.6	7.94
C 232BF1	101.60	29.21	30.99	17.81	68.00	73.00	42.00	7.00	250.0/56200	275.0	7.85



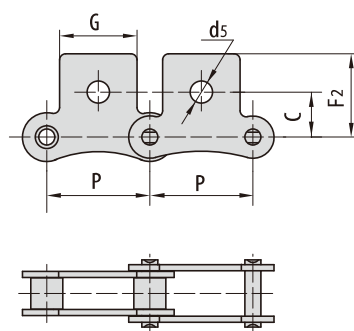
## 双节距输送链附件

Double pitch conveyor chain attachments

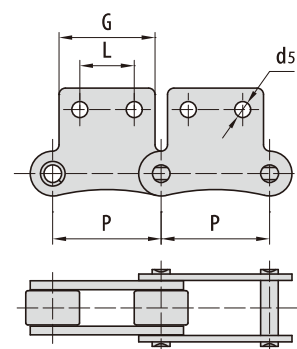
K1



SK1



SK2



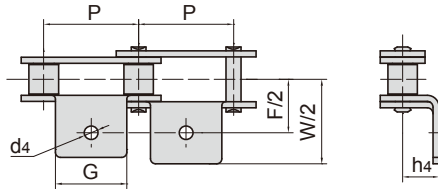
DIN/ISO 链号 Chain No.	ANSI 链号 Chain No.	P	G	F <sub>1</sub>	W	h <sub>4</sub>	d <sub>4</sub>	C	F <sub>2</sub>	d <sub>5</sub>
		mm	mm	mm	mm	mm	mm	mm	mm	mm
208A	2040	25.40	19.1	25.4	39.6	9.1	3.4	11.1	20.5	5.5
210A	2050	31.75	23.8	31.8	49.0	11.1	5.5	14.3	25.0	6.6
212A	2060	38.10	28.6	42.9	67.8	14.7	5.5	17.5	32.9	9.2
216A	2080	50.80	38.1	55.6	87.8	19.1	6.8	22.2	43.5	11.0
220A	2100	63.50	47.6	66.6	107.5	23.4	9.2	28.6	50.4	13.0
224A	2120	76.20	57.2	79.3	121.4	27.8	10.5	33.3	55.5	15.0
208B		25.40	23.2	25.4	39.6	9.1	4.5	11.1	20.5	5.5
210B		31.75	23.8	31.8	49.0	11.1	5.5			
212B		38.10	35.0	38.1	57.0	14.7	6.6			
216B		50.80	44.0	50.8	84.0	19.1	6.6			
220B		63.50	52.0	63.5	104.0	23.4	8.4			
224B		76.20	60.0	76.2	120.0	27.8	10.5			

东华链号 Donghua Chain No.	P	G	L	F <sub>1</sub>	W	h <sub>4</sub>	d <sub>4</sub>	C	F <sub>2</sub>	d <sub>5</sub>
	mm	mm	mm	mm	mm	mm	mm	mm	mm	mm
208BA1F4	25.40	23.80	-	26.20	39.40	10.00	4.30	-	-	-
2060HK1F26	38.10	28.60	-	42.90	67.80	14.70	8.50	-	-	-
212BK2F2	38.10	36.20	-	34.90	55.50	13.00	6.20	-	-	-
212BA0F1	38.10	50.80	-	-	72.80	14.70	-	-	-	-
216BSA2F1	50.80	45.00	25.50	-	-	-	-	30.00	40.00	7.50

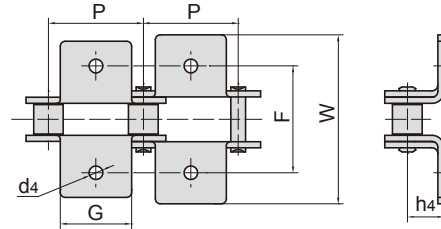
## 双节距输送链附件

### Double pitch conveyor chain attachments

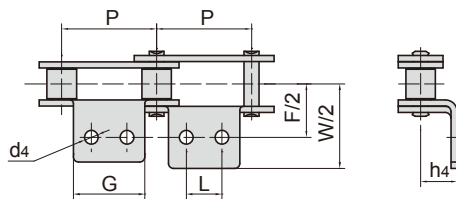
A1



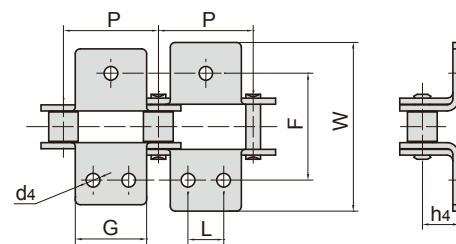
K1



A2



K2

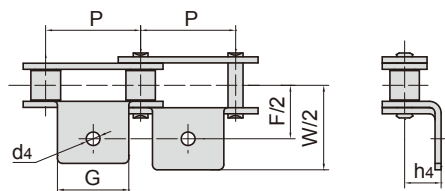


ISO 链号 ISO Chain No.	ANSI 链号 ANSI Chain No.	P	G	L	F	W	h <sub>4</sub>	d <sub>4</sub>
		mm	mm	mm	mm	mm	mm	mm
C 208A	C 2040	25.40	19.1	9.5	25.4	39.6	9.1	3.4
C 208AL	C 2042							
C 208B		25.40	23.2	12.7	25.4	39.6	9.1	4.5
C 208BL								
C 210A	C 2050	31.75	23.8	11.9	31.8	49.0	11.1	5.5
C 210AL	C 2052							
C 212A	C 2060	38.10	28.6	14.3	42.9	67.8	14.7	5.5
C 212AL	C 2062							
C 212AH	C 2060H	38.10	28.6	14.3	42.9	67.8	14.7	5.5
C 212AHL	C 2062H							
C 216A	C 2080	50.80	38.1	19.1	55.6	87.8	19.1	6.8
C 216AL	C 2082							
C 216AH	C 2080H	50.80	38.1	19.1	55.6	87.8	19.1	6.8
C 216AHL	C 2082H							
C 220A	C 2100	63.50	47.6	23.8	66.6	107.5	23.4	9.2
C 220AL	C 2102							
C 220AH	C 2100H	63.50	47.6	23.8	66.6	107.5	23.4	9.2
C 220AHL	C 2102H							
C 224A	C 2120	76.20	57.2	28.6	79.3	121.4	27.8	11.0
C 224AL	C 2122							
C 224AH	C 2120H	76.20	57.2	28.6	79.3	121.4	27.8	11.0
C 224AHL	C 2122H							
C 232A	C 2160	101.60	76.2	38.1	104.7	151.6	36.5	13.1
C 232AL	C 2162							
C 232AH	C 2160H	101.60	76.2	38.1	104.7	151.6	36.5	13.1
C 232AHL	C 2162H							

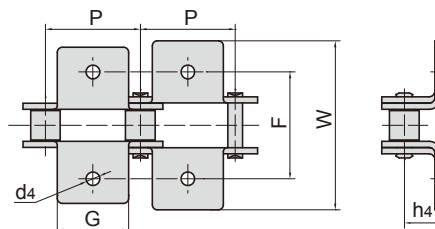
## 双节距输送链附件

Double pitch conveyor chain attachments

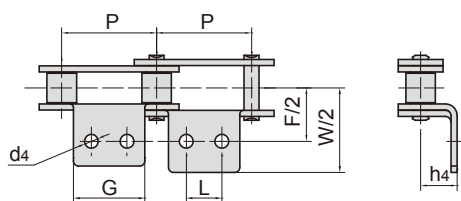
A1



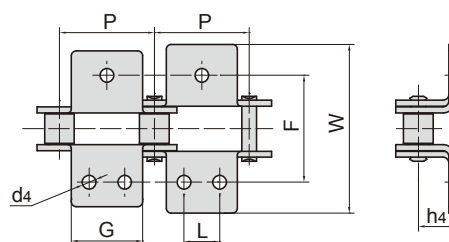
K1



A2



K2

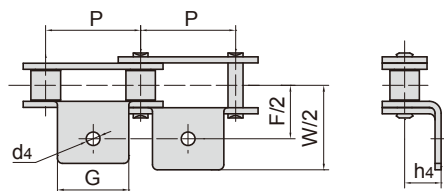


东华链号 Donghua Chain No.	P	G	L	F	W	h4	d4
	mm	mm	mm	mm	mm	mm	mm
C 2040A1F3	25.40	19.00	-	25.4	38.20	19.80	5.30
C 2040A1F4	25.40	19.10	-	25.4	36.20	9.10	5.00
C 2040A2F1	25.40	19.00	9.00	25.4	38.40	9.00	5.20
C 2040A2F18	25.40	19.10	9.50	25.4	39.60	9.10	M 4
C 2040K1F6	25.40	19.10	-	25.4	39.60	9.10	M 5
C 2040K1F8	25.40	19.00	-	25.4	39.60	9.10	6.50
C 2042A1F4	25.40	19.00	-	25.4	39.60	9.10	5.00
C 2042F1	25.40	19.00	-	25.4	40.00	9.00	5.20
C 2042HK1F1	25.40	19.00	-	47.0	60.00	9.10	7.00
C 2042K2F4	25.40	20.00	12.00	26.4	35.40	9.00	M 4
C 208AF1	25.40	19.00	-	25.7	38.30	8.80	4.10
C 208BA1F8	25.40	14.80	-	25.6	37.80	9.80	5.50
C 208BA2F2	25.40	23.20	12.70	25.4	39.60	9.10	M 5
C 208BA2F3	25.40	23.20	9.50	25.4	39.70	9.10	4.50
C 208BHK1F7	25.40	23.20	-	25.4	39.60	9.10	6.50
C 208BK1F11	25.40	23.20	-	25.4	39.60	9.10	6.50
C 2050A1F6	31.75	23.80	-	31.8	49.00	11.40	6.30
C 2052A2F1	31.75	19.00	11.90	31.8	49.00	11.10	6.00
C 2052A2F2	31.75	19.00	15.88	31.8	49.00	11.10	5.50
C 2052A2F3	31.75	25.80	12.70	31.8	49.20	11.10	4.80
C 2052K1F10	31.75	25.00	-	32.5	57.00	11.10	5.50
C 2060A1F38	38.10	28.60	-	42.9	67.80	14.70	5.50
C 2060A2F26	38.10	30.00	18.00	38.0	50.00	14.70	5.50
C 2060A2F27	38.10	30.00	18.00	44.0	62.00	14.70	5.50
C 2060A2F93	38.10	50.00	30.00	44.0	63.00	30.00	9.00
C 2060HA1F12	38.10	28.00	-	43.4	61.80	13.90	6.60

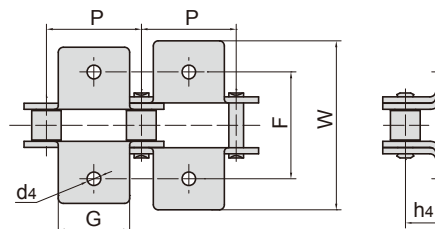
## 双节距输送链附件

Double pitch conveyor chain attachments

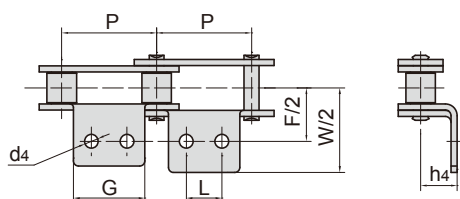
A1



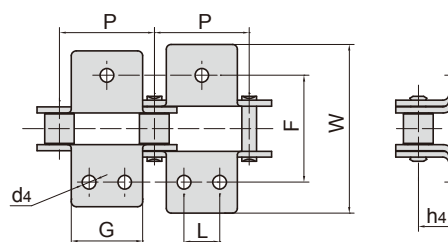
K1



A2



K2

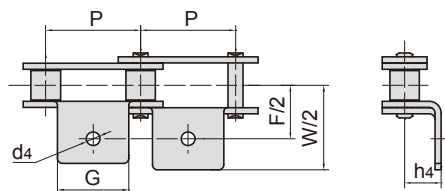


东华链号 Donghua Chain No.	P	G	L	F	W	h4	d4
	mm	mm	mm	mm	mm	mm	mm
C 2060HA 2F26	38.10	46.00	32.00	42.0	56.00	15.70	5.50
C 2060HF 3A2	38.10	28.60	14.30	42.9	67.80	14.70	5.20
C 2060HK 1F	38.10	28.60	—	42.9	67.80	14.70	8.00
C 2060HK 1F22	38.10	28.60	—	42.9	67.80	14.70	8.50
C 2060HK 1F26	38.10	28.60	—	42.9	67.80	14.70	9.20
C 2060HK 1F33	38.10	28.60	—	42.9	67.80	14.70	8.90
C 2060HK 2F3	38.10	28.60	14.30	42.9	64.80	14.70	5.00
C 2060HK 2F94	38.10	28.00	14.30	42.8	60.40	14.70	5.60
C 2060K 1F1	38.10	28.60	—	42.9	68.00	14.70	8.50
C 2060K 1F3	38.10	76.20	—	104.7	151.60	36.50	13.10
C 2060K 1F32	38.10	29.00	—	43.5	63.50	14.85	8.50
C 2062A 1F13	38.10	30.00	—	70.2	98.00	14.70	8.50
C 2062A 1F36	38.10	28.60	—	42.9	67.80	12.50	6.80
C 2062A 2F22	38.10	28.60	14.30	42.9	57.40	14.70	5.50
C 2062A 2F24	38.10	28.60	14.30	42.9	67.80	14.70	4.76
C 2062A 2F6	38.10	28.60	14.30	42.9	67.80	14.70	6.00
C 2062HA 1F25	38.10	28.00	—	59.0	75.00	9.00	6.00
C 2062HA 1F4	38.10	20.00	—	45.8	65.80	9.00	6.80
C 2062HA 1F7	38.10	28.60	—	42.9	67.80	14.70	5.20
C 2062HA 2F18	38.10	28.60	14.30	42.2	57.00	14.70	5.50
C 2062HA 2F7	38.10	28.60	14.30	42.9	67.80	14.70	6.50
C 2062HF 15	38.10	28.60	14.30	42.9	67.80	14.70	M 5
C 2062HK 1F5	38.10	28.60	—	42.9	67.80	14.70	7.90
C 2062HK 2F4	38.10	28.60	14.30	42.9	56.40	14.70	5.20
C 2062HK 2F5	38.10	28.60	14.30	55.6	76.00	11.10	5.50
C 2062K 2F7	38.10	28.60	14.30	42.9	67.80	14.70	6.50
C 2080A 1F78	50.80	38.10	—	55.6	87.80	19.10	6.50

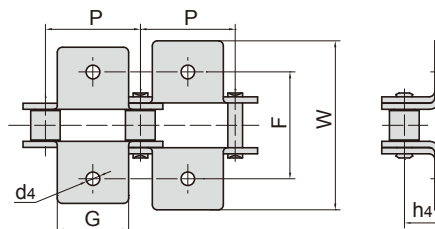
## 双节距输送链附件

Double pitch conveyor chain attachments

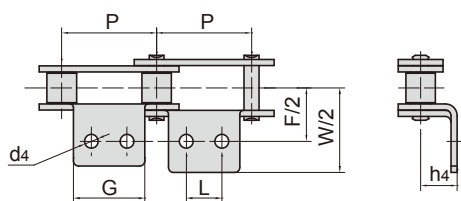
A1



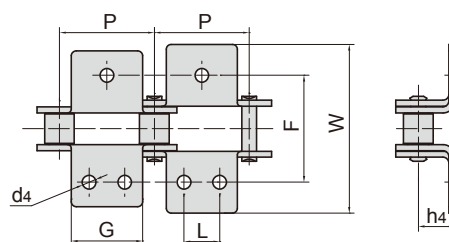
K1



A2



K2

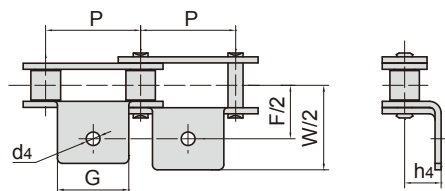


东华链号 Donghua Chain No.	P	G	L	F	W	h4	d4
	mm	mm	mm	mm	mm	mm	mm
C 2080A2F78	50.80	64.00	40.00	68.0	88.00	30.00	9.00
C 2080HA2F12	50.80	38.10	19.10	55.6	73.00	19.10	8.10
C 2080HF	50.80	38.10	19.10	55.6	75.20	17.80	10.00
C 2080HK1F13	50.80	38.10	-	55.6	80.00	19.10	9.00
C 2080HK1F24	50.80	38.10	-	55.6	87.80	19.10	11.11×7.94
C 2080HK1F8	50.80	38.10	-	55.6	87.80	19.10	9.00
C 2082A1F22	50.80	38.10	-	49.6	76.20	16.00	10.50
C 2082A1F79	50.80	39.00	-	59.0	78.50	23.00	7.00
C 2082A2F1	50.80	39.00	19.00	58.0	82.00	21.50	7.00
C 2082A2F2	50.80	39.00	19.00	58.0	82.00	21.50	10.00
C 2082A2F23	50.80	65.00	44.00	62.0	86.00	19.40	7.00
C 2082A2F26	50.80	40.00	18.00	62.0	86.00	19.10	7.00
C 2082A2F27	50.80	38.10	19.10	55.6	87.80	19.10	8.20
C 2082F64K2	50.80	34.90	20.00	54.0	79.00	16.00	M 6
C 2082F88K1	50.80	35.00	-	60.0	79.00	16.50	8.00
C 2082HA1F17	50.80	38.10	-	55.6	87.80	19.10	9.50
C 2082HA1F21	50.80	38.10	-	55.6	88.30	19.10	10.20
C 2082HA1F6	50.80	38.10	-	55.6	77.80	19.10	10.00
C 2082HA1F76	50.80	38.10	-	55.6	87.80	19.10	8.50
C 2082HA1F78	50.80	38.10	-	55.6	87.80	19.10	M 8
C 2082HA2F22	50.80	60.00	40.00	62.6	82.60	39.50	9.00
C 2082HA2F6	50.80	38.10	19.10	55.6	87.80	19.10	8.00
C 2082HA2F77	50.80	38.10	19.10	55.6	87.80	19.10	8.50
C 2082HHA1F4	50.80	38.10	-	55.6	87.80	19.10	9.50
C 2082HHA1F5	50.80	38.10	-	55.6	87.80	19.10	10.50

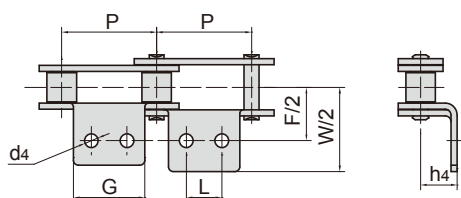
# 双节距输送链附件

## Double pitch conveyor chain attachments

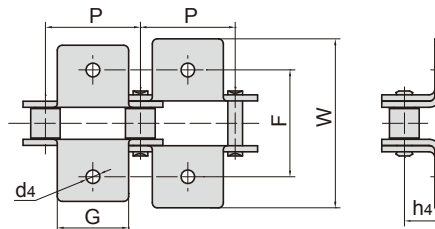
A1



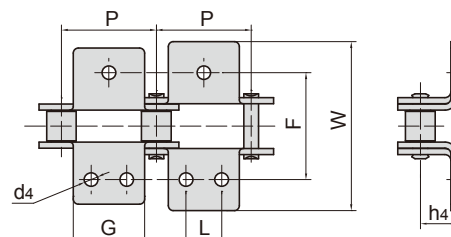
A2



K1



K2

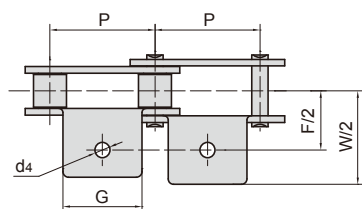


东华链号 Donghua Chain No.	P	G	L	F	W	h4	d4
	mm	mm	mm	mm	mm	mm	mm
C 2082HK 1F23	50.80	38.10	—	55.6	87.80	19.10	8.00
C 2082HK 1F5	50.80	38.10	—	55.6	79.60	19.10	8.00
C 2082HK 1F7	50.80	38.10	—	55.6	79.60	19.10	6.50
C 2082HK 1F79	50.80	50.80	—	55.6	87.80	19.10	6.80
C 2082HK 1F80	50.80	38.10	—	55.6	87.80	19.10	6.00
C 2082HK 1F81	50.80	38.10	—	55.6	87.80	19.10	8.20
C 2082HK 1F9	50.80	38.10	—	55.6	81.50	19.10	M 8
C 2082K 2F5	50.80	38.10	19.10	120.0	140.00	19.10	6.80
C 216BA 2F9	50.80	42.00	25.40	50.8	70.80	18.00	6.20
C 2100HK 1F1	63.50	47.60	—	66.0	92.00	25.00	12.50
C 2102HA 1F16	63.50	47.60	—	66.6	107.50	23.40	11.20
C 2102HA 1F3	63.50	47.60	—	66.0	96.60	23.40	12.40
C 2102HA 1F4	63.50	47.60	—	66.6	107.50	23.40	10.00
C 2102HA 2F3	63.50	47.60	23.80	66.6	99.80	23.40	3/8"
C 2102HA 2F4	63.50	47.60	23.80	66.6	107.50	23.40	10.00
C 220AHA 2F2	63.50	47.60	23.80	66.6	107.50	23.40	9.20
C 220AHK 1F1	63.50	47.60	—	66.0	92.00	25.00	12.50
C 220ALA 1F11	63.50	47.60	—	66.6	107.40	23.40	9.20
C 220ALA 1F5	63.50	47.60	—	76.6	107.50	23.40	11.00
C 220ALA 1F8	63.50	47.60	—	66.6	107.40	23.40	8.70
C 220ALA 1F9	63.50	47.60	—	68.6	109.60	23.40	M 8
C 220ALA 2F5	63.50	52.00	31.00	66.6	107.40	23.40	9.20
C 2122HA 1F3	76.20	57.20	—	79.3	121.58	27.80	14.00
C 224AHA 2F9	76.20	72.00	40.00	79.3	121.40	27.80	13.00
C 224AHK 2F2	76.20	72.00	40.00	79.3	121.40	27.80	13.00
C 2162A 2F1	101.60	76.20	38.10	104.7	151.50	36.50	18.00
C 2162HA 2F2	101.60	36.50	38.10	104.7	151.60	36.50	18.00
C 2162HA 2F3	101.60	76.20	38.10	120.0	167.00	36.50	13.10
C 2162HF 1A2	101.60	76.20	38.10	104.6	151.60	36.50	13.10
C 2162HK 1-M 8	101.60	76.20	—	110.0	149.60	37.50	M 8

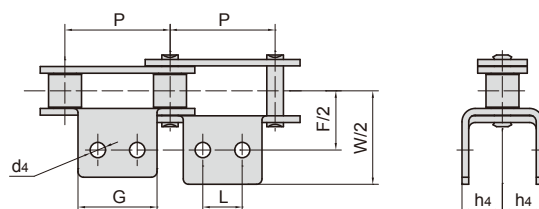
## 双节距输送链附件

Double pitch conveyor chain attachments

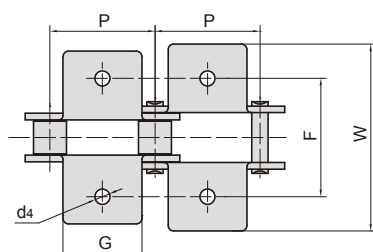
AA1



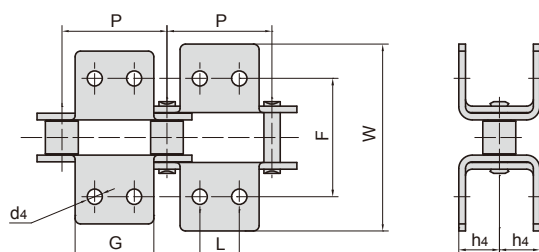
AA2



KK1



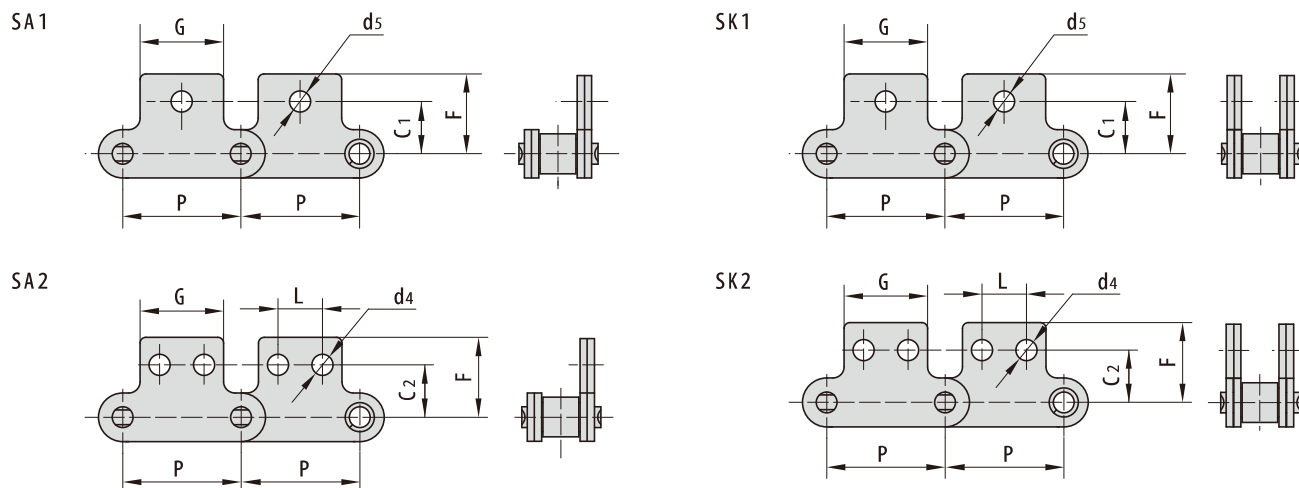
KK2



东华链号 Donghua Chain No.	ANSI 链号 ANSI Chain No.	P	G	L	F	W	h4	d4
		mm	mm	mm	mm	mm	mm	mm
C 208A C 208AL	C 2040 C 2042	25.40	19.1	9.5	25.4	39.6	9.10	3.4
C 208B C 208BL		25.40	23.2	12.7	25.4	39.6	9.10	4.5
C 210A C 210AL	C 2050 C 2052	31.75	23.8	11.9	31.8	49.0	11.10	5.5
C 212A C 212AL	C 2060 C 2062	38.10	28.6	14.3	42.9	67.8	14.70	5.5
C 212AH C 212AHL	C 2060H C 2062H	38.10	28.6	14.3	42.9	67.8	14.70	5.5
C 216A C 216AL	C 2080 C 2082	50.80	38.1	19.1	55.6	87.8	19.10	6.8
C 216AH C 216AHL	C 2080H C 2082H	50.80	38.1	19.1	55.6	87.8	19.10	6.8
100HAA1F1		31.75	35.0	-	71.2	93.4	35.75	8.0
A2050AA1F1		31.75	20.0	-	47.0	66.0	35.50	8.1
2060AA2F1		38.10	38.1	19.0	37.5	57.5	14.80	6.5
C 2062AA1F1		38.10	14.0	-	33.4	52.0	9.00	6.4
C 2080K1F4		50.80	38.1	-	80.0	112.0	15.30	8.5
C 2082HAA1F1		50.80	25.0	-	78.8	128.8	17.50	8.0
C 2082HAA1F2		50.80	25.0	-	77.8	127.8	17.50	12.0
C 2100HF6AA1		63.50	47.8	-	68.0	100.0	23.40	10.0
C 2120AA1F1		76.20	31.8	-	88.7	115.6	35.00	10.5
C 2122HAA1		76.20	57.2	-	79.3	121.4	27.80	11.0

# 双节距输送链附件

## Double pitch conveyor chain attachments

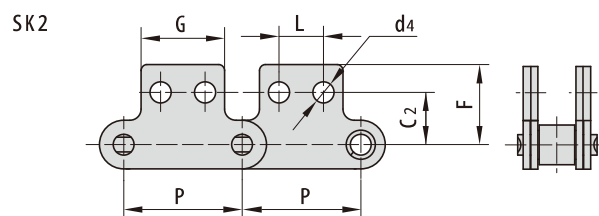
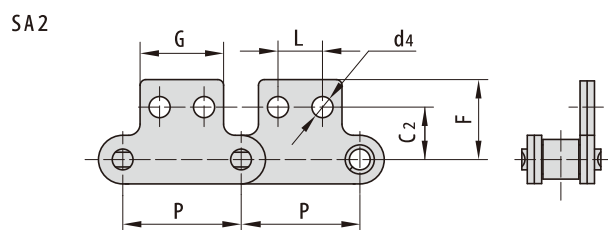
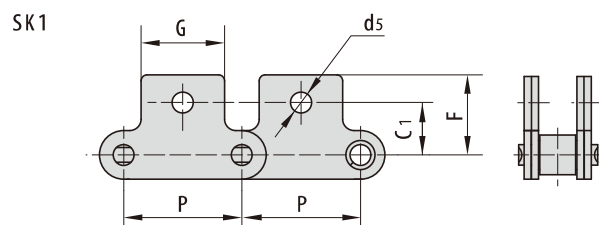
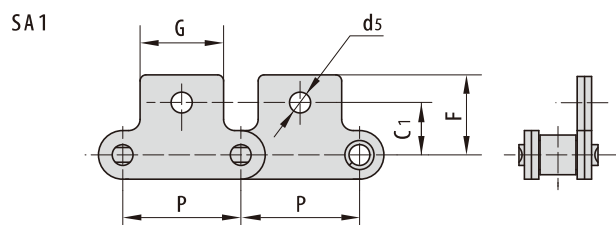


东华链号 Donghua Chain No.	ANSI 链号 ANSI Chain No.	P	G	L	C <sub>1</sub>	C <sub>2</sub>	F	d <sub>4</sub>	d <sub>5</sub>
		mm	mm	mm	mm	mm	mm	mm	mm
C 208A	C 2040	25.40	19.10	9.50	11.1	13.50	20.5	3.4	5.50
C 208AL	C 2042								
C 208B		25.40	23.20	12.70	11.1	13.50	20.5	4.5	5.50
C 208BL									
C 210A	C 2050	31.75	23.80	11.90	14.3	15.90	25.0	5.5	6.60
C 210AL	C 2052								
C 212A	C 2060	38.10	28.60	14.30	17.5	19.10	32.9	5.5	9.20
C 212AL	C 2062								
C 212AH	C 2060H	38.10	28.60	14.30	17.5	19.10	32.9	5.5	9.20
C 212AHL	C 2062H								
C 216A	C 2080	50.80	38.10	19.10	22.2	25.40	43.5	6.6	11.00
C 216AL	C 2082								
C 216AH	C 2080H	50.80	38.10	19.10	22.2	25.40	43.5	6.6	11.00
C 216AHL	C 2082H								
C 220A	C 2100	63.50	47.60	23.80	28.6	31.80	50.4	8.4	13.00
C 220AL	C 2102								
C 220AH	C 2100H	63.50	47.60	23.80	28.6	31.80	50.4	8.4	13.00
C 220AHL	C 2102H								
C 2042HW SA2		25.40	37.30	9.50	-	13.50	20.5	3.4	-
C 2050HW SA2F1		31.75	46.75	31.75	-	15.90	25.0	5.5	-
C 2060SA2F1		38.10	28.60	14.30	-	19.10	26.1	5.5	-
C 2062H SK2F1		38.10	28.60	14.30	-	19.10	23.8	5.2	-
C 2060H SK1F1		38.10	28.60	-	17.3	-	30.0	-	11.80
C 216AH2F		50.80	38.10	19.10	-	25.40	43.5	6.5	-
C 2082F58SA1		50.80	38.50	-	27.0	-	39.5	-	8.10
C 2100HSA1		63.50	47.60	-	28.6	-	50.4	-	13.00
C 224ALS K2F1		76.20	57.20	28.60	-	37.30	59.9	-	11.00
C 2122H SA1F1		76.20	57.20	-	37.3	-	59.9	-	14.30
C 224AHL SA2F1		76.20	57.20	28.60	-	37.30	59.9	-	9.53
208B SK1F2		25.40	14.00	-	17.7	-	21.3	-	3.20
208B SK1F3		25.40	13.00	-	14.7	-	26.7	-	3.10
208B SK1F4		25.40	24.20	-	14.3	-	20.5	-	4.20



## 双节距输送链附件

Double pitch conveyor chain attachments

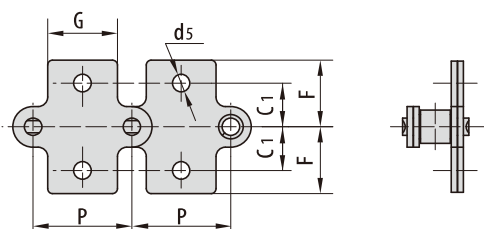


东华链号 Donghua Chain No.	P	G	L	C <sub>1</sub>	C <sub>2</sub>	F	d <sub>4</sub>	d <sub>5</sub>
	mm	mm	mm	mm	mm	mm	mm	mm
C 2040F23SK0	25.40	19.10	—	—	—	25.70	—	—
C 208BSK2F2	25.40	23.20	12.70	—	13.02	20.17	4.50	—
C 208BSA2F2	25.40	31.80	22.00	—	18.30	22.80	4.50	—
C 2050SK1F2	31.75	24.80	—	17.00	—	36.00	—	15.00
C 2050SA0F6	31.75	46.75	—	—	—	15.50	—	—
C 210BSA2F3	31.75	30.00	18.00	—	21.00	28.00	5.50	—
C 2060HSF6SK2	38.10	28.60	14.30	—	19.10	32.90	6.50	—
C 2062HSA1F2	38.10	28.60	—	17.50	—	30.50	—	8.30
C 2060SK0F4	38.10	20.00	—	—	—	49.00	—	—
C 2082SA1F2	50.80	38.10	—	27.70	—	39.70	—	8.20
C 2080HF91	50.80	38.10	—	—	—	43.50	—	—
C 220AHSA2F1	63.50	47.60	23.80	—	31.80	50.40	8.70	—
C 224ALSK2F2	76.20	57.20	28.60	—	37.50	52.50	12.50	—
C 224AHSK1F2	76.20	57.20	—	43.80	—	59.02	—	17.60
C 224AHLSA2F2	76.20	57.00	28.60	—	37.30	58.90	11.00	—
C 2160HSK0F1	101.60	40.00	—	—	—	17.50	—	—

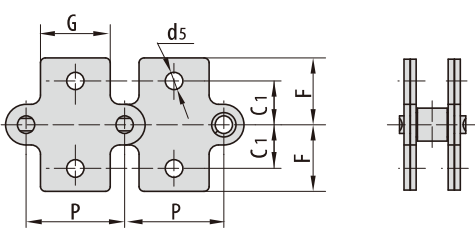
## 双节距输送链附件

Double pitch conveyor chain attachments

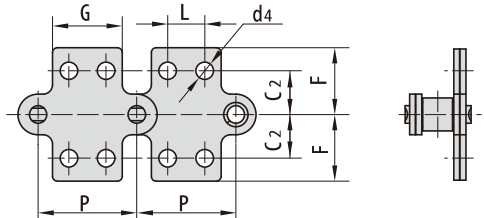
SAA1



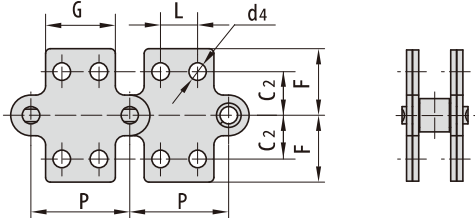
SKK1



SAA2



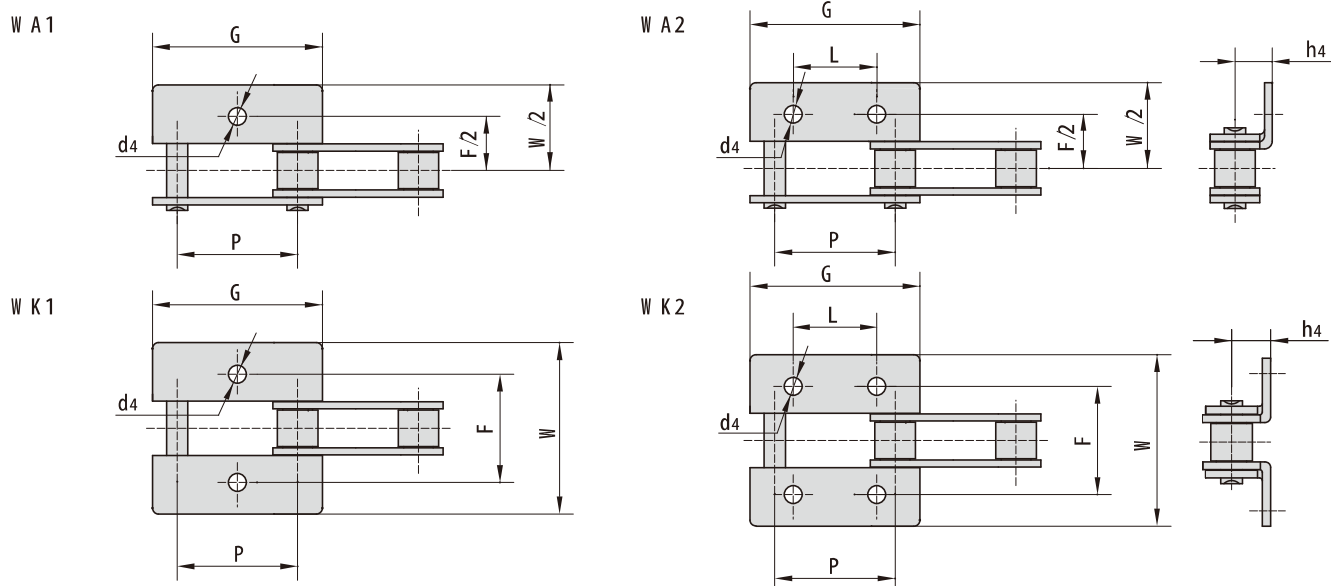
SKK2



东华链号 Donghua Chain No.	ANSI 链号 ANSI Chain No.	P	G	L	C <sub>1</sub>	C <sub>2</sub>	F	d <sub>4</sub>	d <sub>5</sub>
		mm	mm	mm	mm	mm	mm	mm	mm
C 208A C 208AL	C 2040 C 2042	25.40	19.1	9.5	11.10	13.5	20.50	3.4	5.5
C 208B C 208BL		25.40	23.2	12.7	11.10	13.5	20.50	4.5	5.5
C 210A C 210AL	C 2050 C 2052	31.75	23.8	11.9	14.30	15.9	25.00	5.5	6.6
C 212A C 212AL	C 2060 C 2062	38.10	28.6	14.3	17.50	19.1	32.90	5.5	9.2
C 212AH C 212AHL	C 2060H C 2062H	38.10	28.6	14.3	17.50	19.1	32.90	5.5	9.2
C 216A C 216AL	C 2080 C 2082	50.80	38.1	19.1	22.20	25.4	43.50	6.6	11.0
C 216AH C 216AHL	C 2080H C 2082H	50.80	38.1	19.1	22.20	25.4	43.50	6.6	11.0
C 2040F23SAA1		25.40	19.1	—	11.15	—	19.75	—	5.4
C 2060HSAA1F1		38.10	24.0	—	25.40	—	43.50	11.0	—
C 2120SAA2F1		76.20	45.0	30.0	—	28.0	35.00	6.5	10.5

## 双节距输送链附件

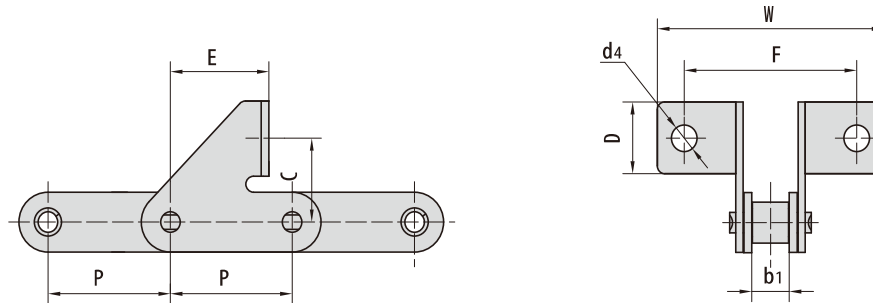
Double pitch conveyor chain attachments



东华链号 Donghua Chain No.	P	G	L	F	W	h4	d4
	mm	mm	mm	mm	mm	mm	mm
C 2040HW K1F2	25.40	37.00	-	62.00	110.00	10.65	7.00
C 2040K1F2	25.40	37.00	-	62.00	110.00	9.10	7.00
C 2042HF1	25.40	37.40	-	42.50	65.50	6.00	7.00
C 208BK2F	25.40	37.20	12.70	28.00	42.00	8.50	5.50
C 208BW A2F1	25.40	37.20	25.40	28.00	42.00	8.50	5.50
C 2052W A1F2	31.75	46.80	-	76.20	95.20	7.50	7.10
C 2052W A2F4	31.75	46.75	30.00	48.52	65.52	15.00	6.50
212BW K2F1	38.10	54.10	19.00	35.20	54.80	12.20	6.40
212BW K2F2	38.10	54.10	19.00	35.00	54.80	12.70	7.00
C 2060HW K2F7	38.10	56.00	32.00	42.90	72.00	14.70	5.50
C 2060W A2	38.10	56.10	38.10	42.90	58.50	14.70	5.50
C 2062HW A1F4	38.10	55.60	-	76.20	95.30	8.70	7.10
C 2062HW A1F5	38.10	56.00	-	76.00	95.00	9.00	7.30
C 2062HW A2	38.10	56.10	14.30	42.90	67.80	14.70	5.50
C 2062HW A2F4	38.10	55.60	38.10	76.20	95.30	8.70	7.10
C 2062HW A2F7	38.10	63.50	38.10	76.20	96.00	17.50	6.35
C 2062W A2F1	38.10	56.10	38.10	42.90	67.80	14.70	6.50
C 2062W K2F2	38.10	56.10	38.10	43.00	68.00	14.70	7.80
216BW A2F1	50.80	71.80	25.40	58.00	80.00	17.00	8.40
C 2080HW K1F1	50.80	74.80	-	55.60	87.80	19.10	10.50
C 2080HW K2	50.80	74.80	50.80	55.60	87.80	19.10	6.80
C 2082F12	50.80	74.80	50.80	55.60	88.00	19.10	8.40
C 2082F24	50.80	74.80	56.80	55.60	87.80	19.10	6.80
C 2082HF1A2	50.80	74.80	30.00	60.00	84.00	18.00	8.50
C 2082HW A1F1	50.80	76.20	-	57.20	82.60	35.60	12.70
C 2082W A2F4	50.80	74.80	50.80	55.60	88.00	14.00	7.00
C 216ALF5	50.80	74.80	44.30	62.20	88.00	19.10	7.00
C 2100HW A2	63.50	93.50	63.50	66.60	107.40	23.40	8.40
C 2102HK2-M 8	63.50	47.60	23.80	66.60	107.50	23.40	M 8
C 220ALW A2F1	63.50	93.50	50.00	97.80	127.80	15.00	13×9
C 224AHW K2	76.20	111.90	76.20	79.30	111.90	27.80	11.00

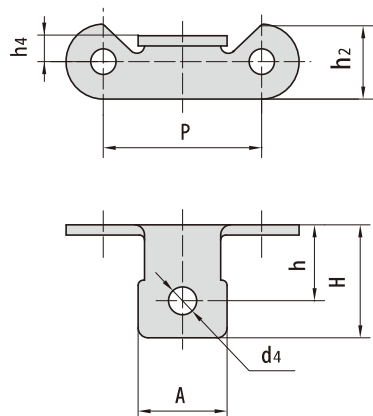
## 双节距输送链附件

Double pitch conveyor chain attachments

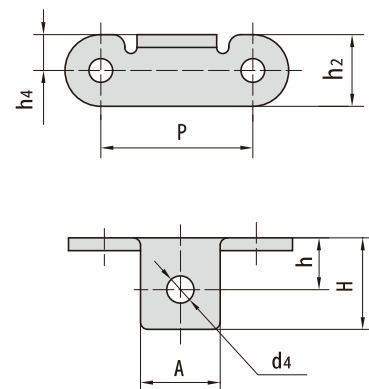


东华链号 Donghua Chain No.	P	b <sub>1</sub>	F	W	C	D	E	d <sub>4</sub>
	mm	mm	mm	mm	mm	mm	mm	mm
C 2050SD	31.75	9.40	45.0	59.0	21.2	18.0	25.7	6.6
C 2062H 0 R S D F 1	38.10	12.57	52.0	67.0	30.0	22.5	31.4	6.3

C 2052A 1F1



C 2062HA 1F4



东华链号 Donghua Chain No.	P	A	h	H	h <sub>2</sub>	h <sub>4</sub>	d <sub>4</sub>
	mm	mm	mm	mm	mm	mm	mm
C 2052A 1F1	31.75	17.8	14.7	22.6	15.0	5.2	6.5
C 2062HA 1F4	38.10	20.0	13.0	23.0	18.0	9.0	6.8

## 双节距输送链附件

Double pitch conveyor chain attachments

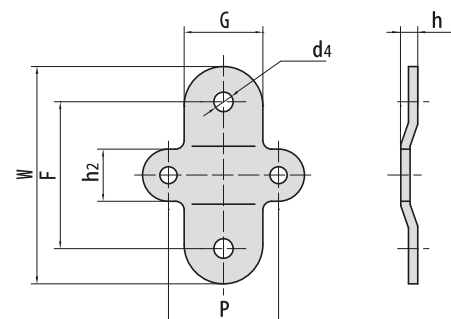
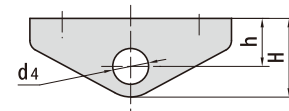
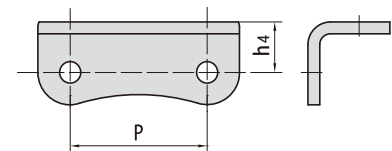
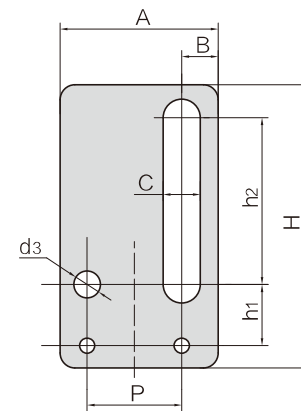
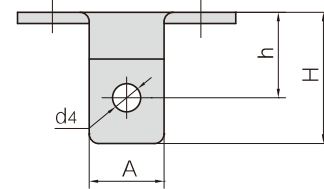
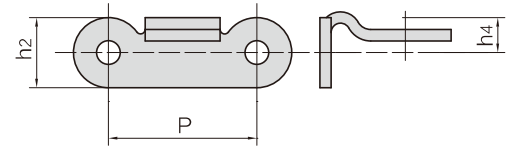
东华链号 Donghua Chain No.	P	A	h	H	h <sub>2</sub>	h <sub>4</sub>	d <sub>4</sub>
	mm	mm	mm	mm	mm	mm	mm
C 2052HF6	31.75	16.00	18.30	28.20	15.00	4.92	6.00

东华链号 Donghua Chain No.	P	h <sub>1</sub>	h <sub>2</sub>	H	A	B	C	d <sub>3</sub>
	mm	mm	mm	mm	mm	mm	mm	mm
C 2050F71	31.75	20.50	56.00	95.00	53.10	12.25	12.50	9.00
C 224AF13	76.20	49.00	131.40	216.00	120.00	21.90	17.00	13.00

东华链号 Donghua Chain No.	P	h	h <sub>4</sub>	H	d <sub>4</sub>
	mm	mm	mm	mm	mm
2060HK 1F27	38.10	13.40	14.00	21.87	8.50
2060HK 1F28	38.10	13.40	14.00	21.87	10.00
*C 2060K 1F29	38.10	13.46	10.50	22.76	8.50

\*直链板  
\*Straight side plates

东华链号 Donghua Chain No.	P	h <sub>2</sub>	G	F	W	d <sub>4</sub>	h
	mm	mm	mm	mm	mm	mm	mm
C 2060HF81	38.10	18.00	27.20	50.80	75.14	6.75	5.90



## 双节距输送链附件

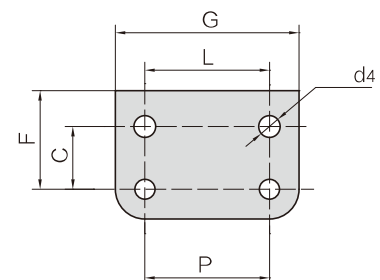
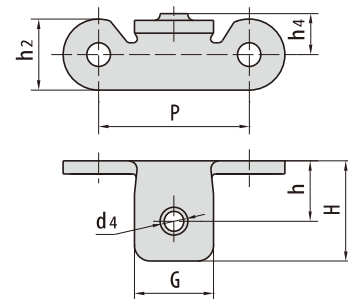
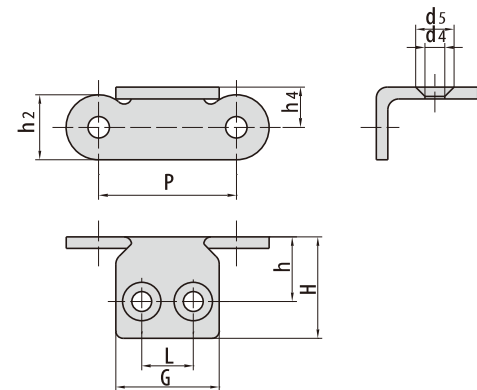
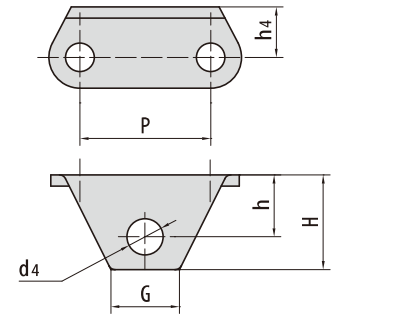
Double pitch conveyor chain attachments

东华链号 Donghua Chain No.	P	G	h <sub>4</sub>	h	H	d <sub>4</sub>
	mm	mm	mm	mm	mm	mm
C 2060HK 1F31	38.10	20.30	14.70	18.10	27.600	10.50
C 2060K 1F37	38.10	21.40	14.70	15.00	24.200	10.50

东华链号 Donghua Chain No.	P	h <sub>2</sub>	h	h <sub>4</sub>	H	L	G	d <sub>4</sub>	d <sub>5</sub>
	mm	mm	mm	mm	mm	mm	mm	mm	mm
C 2062HA 2F91	38.10	17.50	15.05	8.00	27.00	14.30	28.00	5.50	10.60
C 220ALA 2F7	63.50	30.00	31.00	15.00	46.00	30.40	52.00	9.00	-
C 220ALA 2F8	63.50	30.00	27.80	15.00	48.20	23.80	47.60	9.20	-

东华链号 Donghua Chain No.	P	h <sub>2</sub>	h <sub>4</sub>	h	H	G	d <sub>4</sub>
	mm	mm	mm	mm	mm	mm	mm
C 2062HA 1F29	38.10	18.00	10.40	15.30	25.40	20.00	M 6
C 2082HA 1F25	50.80	24.00	11.00	22.68	35.18	25.00	M 8

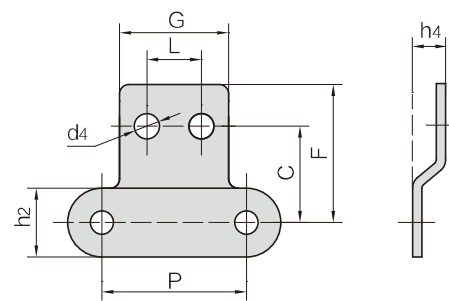
东华链号 Donghua Chain No.	P	L	G	C	F	d <sub>4</sub>
	mm	mm	mm	mm	mm	mm
C 2050HW SA2F1	31.75	31.75	46.75	15.90	25.00	5.50



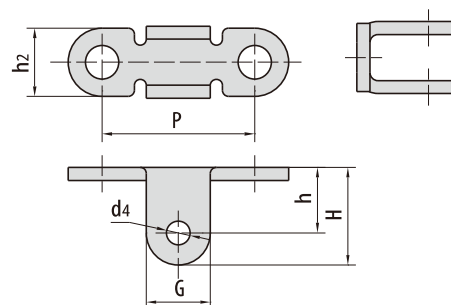
## 双节距输送链附件

Double pitch conveyor chain attachments

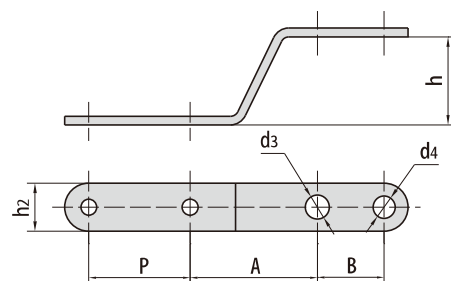
东华链号 Donghua Chain No.	P	h <sub>2</sub>	h <sub>4</sub>	L	G	C	F	d <sub>4</sub>
	mm	mm	mm	mm	mm	mm	mm	mm
C 2050F47	31.75	15.00	7.22	11.90	23.80	21.00	30.10	5.50



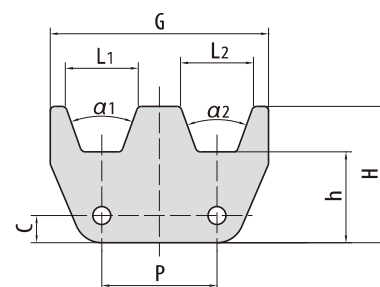
东华链号 Donghua Chain No.	P	G	h <sub>2</sub>	h	H	d <sub>4</sub>
	mm	mm	mm	mm	mm	mm
C 2062HF84	38.10	16.00	17.00	16.40	24.40	5.94
C 2062HF112	38.10	15.20	18.00	15.93	23.53	7.15



东华链号 Donghua Chain No.	P	h <sub>2</sub>	h	A	B	d <sub>3</sub>	d <sub>4</sub>
	mm	mm	mm	mm	mm	mm	mm
C 2062F85	38.10	18.00	33.00	47.66	25.00	9.00	8.33
C 2062HF101	38.10	18.00	33.50	47.66	25.00	9.00	8.33



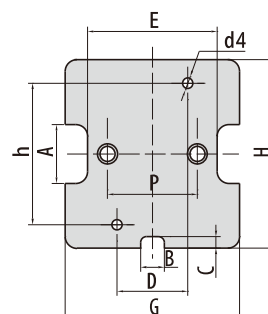
东华链号 Donghua Chain No.	P	G	L <sub>1</sub>	L <sub>2</sub>	C	h	H	α <sub>1</sub>	α <sub>2</sub>
	mm	mm	mm	mm	mm	mm	mm		
C 2062F102	38.10	72.00	24.00	24.00	9.00	30.00	45.00	40°	40°



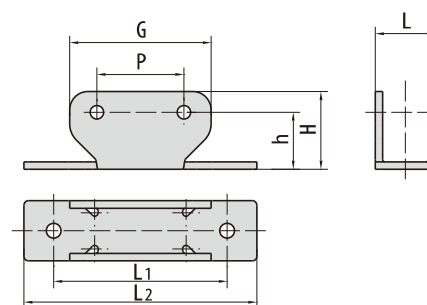
## 双节距输送链附件

Double pitch conveyor chain attachments

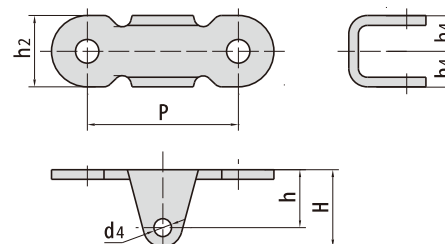
东华链号 Donghua Chain No.	P	G	h	H	A	B	C	D	E	d <sub>4</sub>
	mm	mm	mm	mm	mm	mm	mm	mm	mm	mm
C 2062F82	38.10	74.00	60.00	80.00	25.00	10.00	5.00	30.00	55.00	M 6



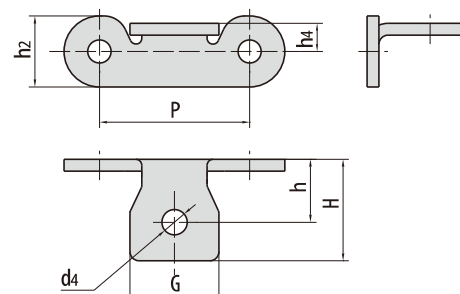
东华链号 Donghua Chain No.	P	G	h	H	L	L <sub>1</sub>	L <sub>2</sub>
	mm	mm	mm	mm	mm	mm	mm
C 2062HU 1F1	38.10	62.00	25.00	34.00	26.30	76.00	102.00



东华链号 Donghua Chain No.	P	h <sub>2</sub>	h <sub>4</sub>	h	H	d <sub>4</sub>
	mm	mm	mm	mm	mm	mm
C 2082F1AA1-D3	50.80	24.00	12.00	19.50	26.00	6.00



东华链号 Donghua Chain No.	P	G	h <sub>2</sub>	h <sub>4</sub>	h	H	d <sub>4</sub>
	mm	mm	mm	mm	mm	mm	mm
C 2082HF76	50.80	30.00	24.00	9.50	21.20	34.20	8.50

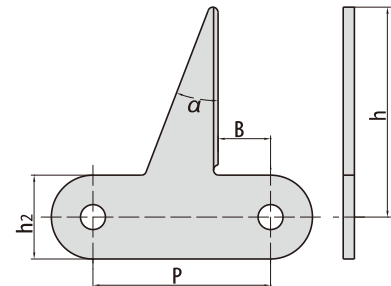




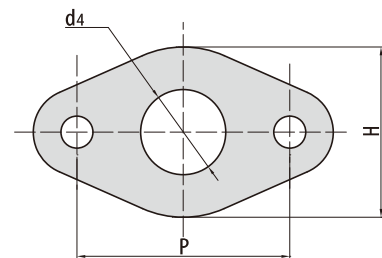
## 双节距输送链附件

Double pitch conveyor chain attachments

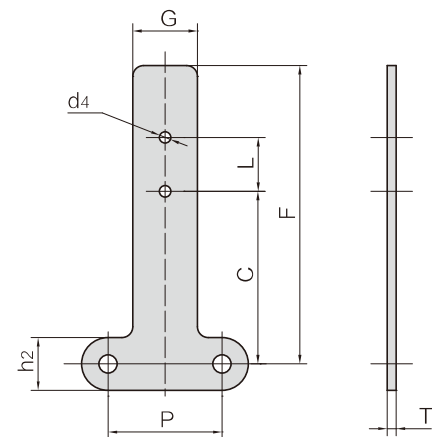
东华链号 Donghua Chain No.	P	h <sub>2</sub>	h	B	α
	mm	mm	mm	mm	
C 2162F1	101.60	47.80	120.00	30.00	21°



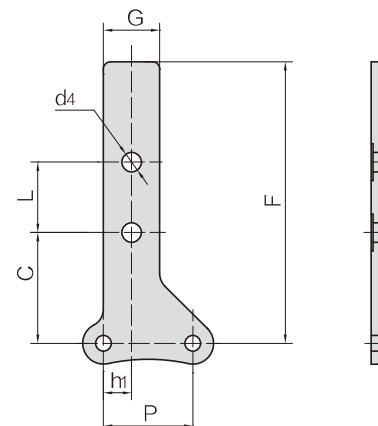
东华链号 Donghua Chain No.	P	H	d <sub>4</sub>
	mm	mm	mm
220AHF1-1C	63.50	50.80	25.40



东华链号 Donghua Chain No.	P	h <sub>2</sub>	C	L	F	G	d <sub>4</sub>	T
	mm	mm	mm	mm	mm	mm	mm	mm
C 210BSA2F2	31.75	14.70	48.00	15.00	83.00	18.00	M 4	1.70
C 210BSA2F4	31.75	14.70	48.00	15.00	83.00	18.00	M 4	1.42



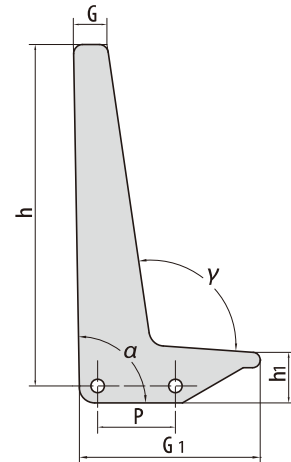
东华链号 Donghua Chain No.	P	h <sub>1</sub>	C	L	F	G	d <sub>4</sub>
	mm	mm	mm	mm	mm	mm	mm
208BF49	25.40	8.00	31.49	20.00	80.00	16.00	5.50



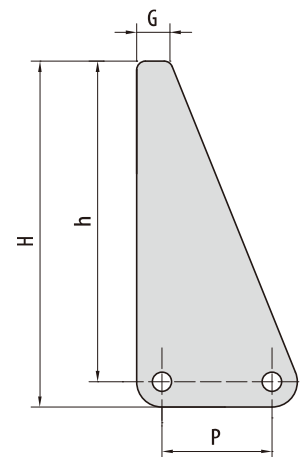
## 双节距输送链附件

Double pitch conveyor chain attachments

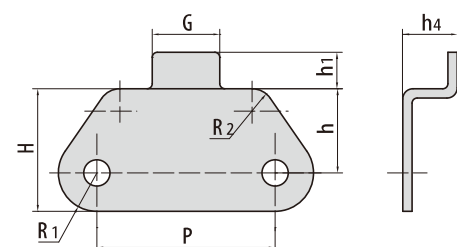
东华链号 Donghua Chain No.	P	G	G <sub>1</sub>	h	h <sub>1</sub>	$\alpha$	$\gamma$
	mm	mm	mm	mm	mm		
208BF41	25.40	13.00	60.00	102.60	16.20	90°	96°
208BF43	25.40	14.66	60.00	94.10	16.20	90°	96°
C 208BF46	25.40	11.00	59.00	111.50	16.00	91°	102°



东华链号 Donghua Chain No.	P	G	h	H
	mm	mm	mm	mm
208BF42	25.40	7.70	74.10	80.00



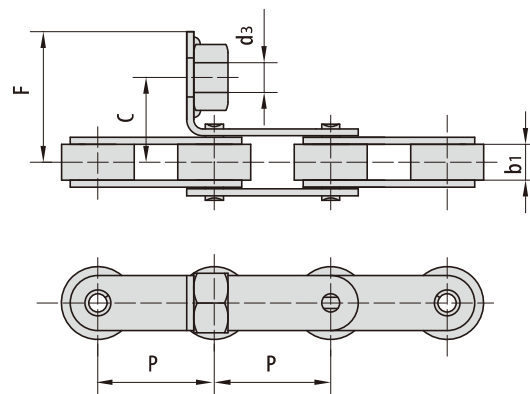
东华链号 Donghua Chain No.	P	G	h	h <sub>1</sub>	H	h <sub>4</sub>
	mm	mm	mm	mm	mm	mm
210BF3	34.25	13.00	16.20	7.00	23.60	10.50



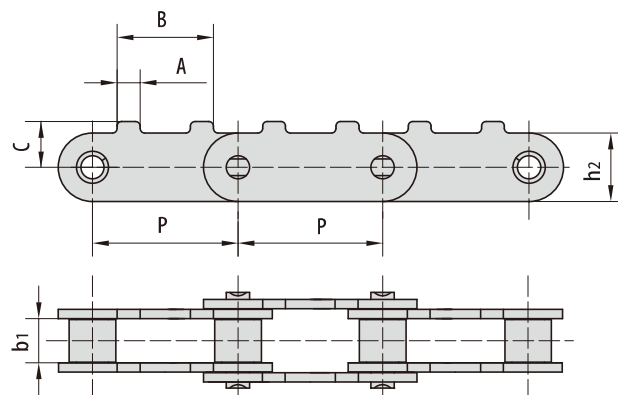
## 双节距带特殊附件输送链

Double pitch conveyor chains with special attachments

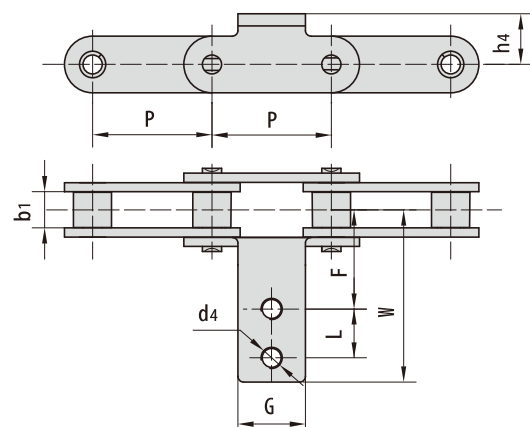
东华链号 Donghua Chain No.	P	b <sub>1</sub>	C	F	d <sub>3</sub>
	mm	mm	mm	mm	mm
C 2042F4	25.40	7.85	18.50	28.50	M 8
C 2062HF86	38.10	12.57	28.60	39.60	10.50
C 2062HF87	38.10	12.57	30.40	41.40	10.50



东华链号 Donghua Chain No.	P	b <sub>1</sub>	h <sub>2</sub>	A	B	C
	mm	mm	mm	mm	mm	mm
C 2050F9	31.75	9.4	15.0	5.0	21.0	10.0



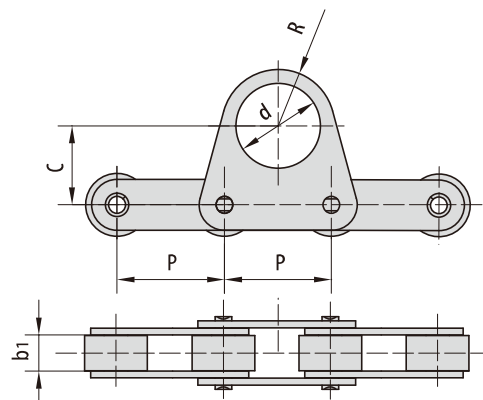
东华链号 Donghua Chain No.	P	b <sub>1</sub>	G	L	F	W	h <sub>4</sub>	d <sub>4</sub>
	mm	mm	mm	mm	mm	mm	mm	mm
C 2050HF2	31.75	9.4	18.0	13.0	36.1	56.5	13.5	M 5



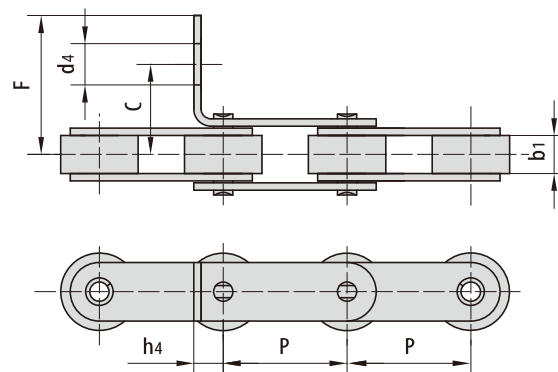
## 双节距带特殊附件输送链

Double pitch conveyor chains with special attachments

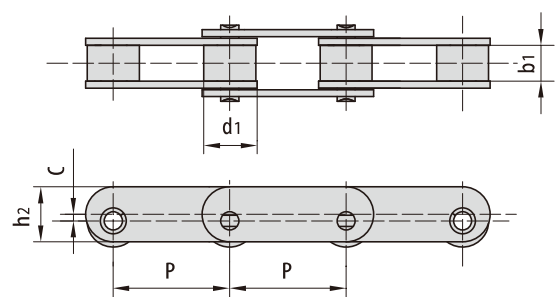
东华链号 Donghua Chain No.	P	b <sub>1</sub>	C	d	R
	mm	mm	mm	mm	mm
C 2062F5	38.1	12.57	28.0	30	20



东华链号 Donghua Chain No.	P	b <sub>1</sub>	C	F	d <sub>4</sub>	h <sub>4</sub>
	mm	mm	mm	mm	mm	mm
C 2042F8	25.4	7.85	17.75	28	8.5	10
C 2062HF13	38.1	12.57	31.9	42.9	6	9.8
C 224AF2	76.2	25.22	52.7	77.75	13	26.8

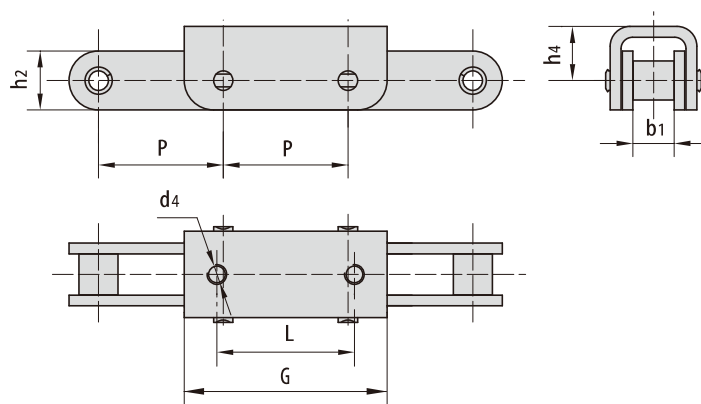


东华链号 Donghua Chain No.	P	b <sub>1</sub>	C	h <sub>2</sub>	d <sub>1</sub>
	mm	mm	mm	mm	mm
C 2062F6	38.1	12.57	3.0	23.0	22.23
C 2082F8	50.8	15.75	3.5	25.0	28.58

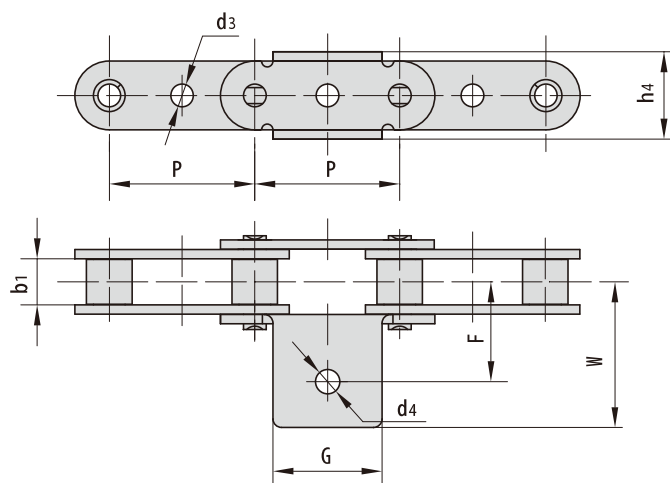


## 双节距带特殊附件输送链

Double pitch conveyor chains with special attachments



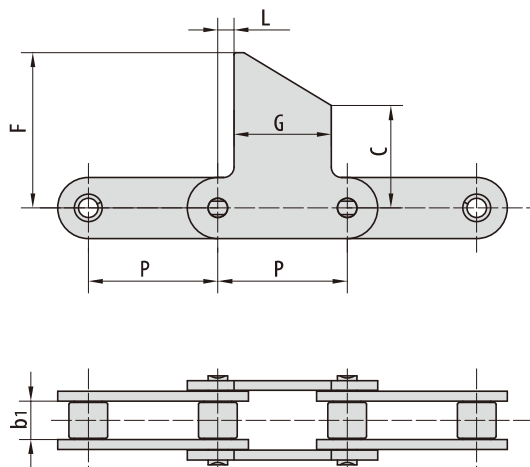
东华链号 Donghua Chain No.	P	b <sub>1</sub>	L	G	d <sub>4</sub>	h <sub>2</sub>	h <sub>4</sub>
	mm	mm	mm	mm	mm	mm	mm
C 2060H-U 1F1	38.1	12.57	42.0	62.0	M 6	18.0	16.5



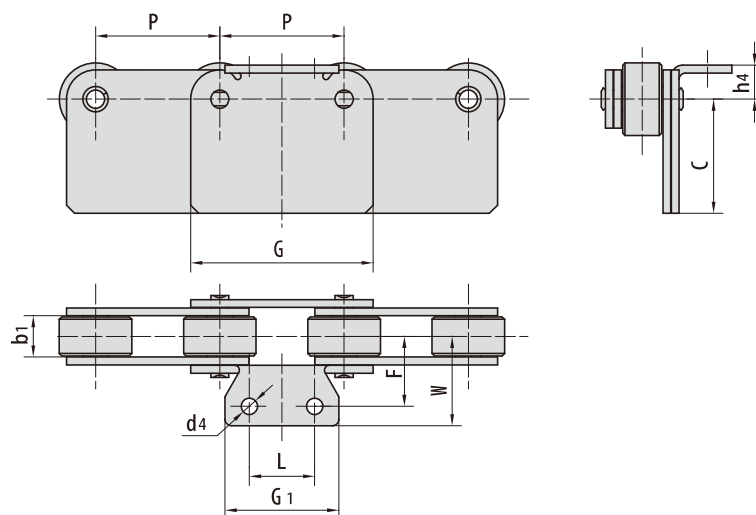
东华链号 Donghua Chain No.	P	b <sub>1</sub>	G	F	W	h <sub>4</sub>	d <sub>4</sub>	d <sub>3</sub>
	mm	mm	mm	mm	mm	mm	mm	mm
C 2080K 1F4	50.8	15.75	38.1	40.0	56.0	30.5	8.5	-
C 2080HG F1	50.8	15.75	36.0	38.0	46.0	28.4	6.0	8.1

## 双节距带特殊附件输送链

Double pitch conveyor chains with special attachments



东华链号 Donghua Chain No.	P	b <sub>1</sub>	L	G	C	F
	mm	mm	mm	mm	mm	mm
C 2060F110	38.10	12.57	5.00	30.00	15.00	30.00
C 2100HF4	63.50	18.90	7.90	47.80	50.80	76.20
C 2100HF5	63.50	18.90	7.90	47.80	95.30	133.40

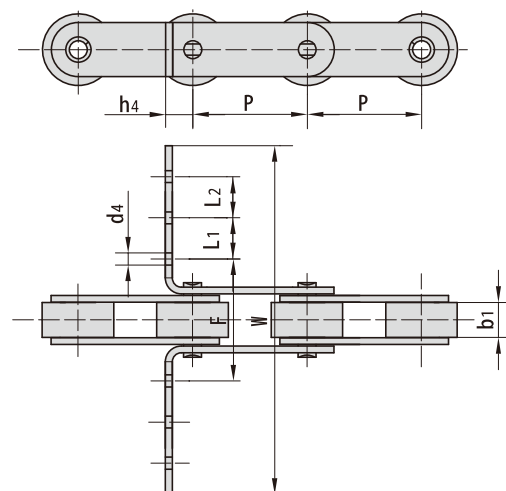


东华链号 Donghua Chain No.	P	b <sub>1</sub>	L	G <sub>1</sub>	G	h <sub>4</sub>	d <sub>4</sub>	C	F	W
	mm	mm	mm	mm	mm	mm	mm	mm	mm	mm
C 2082HW SA0F1	50.80	15.75	—	38.10	74.80	19.10	8.50	64.90	27.80	40.50
C 2082HF93	50.80	15.75	—	38.10	74.80	19.10	—	64.90	—	40.50
C 224ALK2F2	76.20	25.22	40.00	70.00	111.90	20.80	10.00	70.00	43.00	55.00

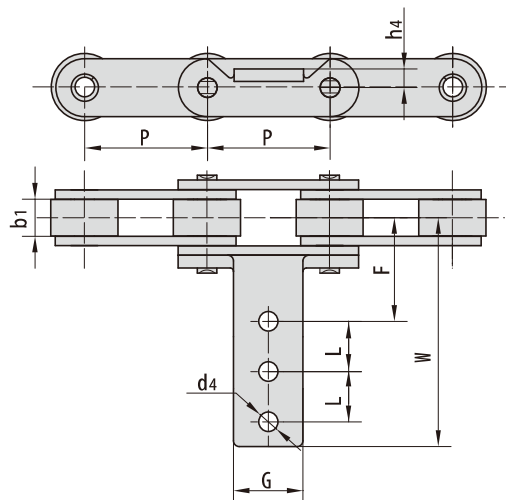
## 双节距带特殊附件输送链

Double pitch conveyor chains with special attachments

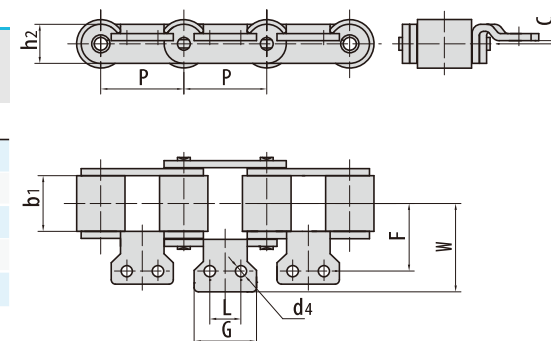
东华链号 Donghua Chain No.	P	b <sub>1</sub>	L <sub>1</sub>	L <sub>2</sub>	F	W	h <sub>4</sub>	d <sub>4</sub>
	mm	mm	mm	mm	mm	mm	mm	mm
C 2080HF6	50.8	15.75	43.0	—	60.0	160.0	20.45	5.5
C 2080HF11	50.8	15.75	30.0	—	110.0	210.0	19.00	8.2
C 2080HF78	50.8	15.75	42.5	—	63.5	163.5	21.20	5.0
C 2100HF2	63.5	18.90	52.5	52.5	70.0	300.0	30.00	5.5
C 224AHF8A2	76.2	25.22	40.0	—	118.0	238.0	28.50	12.0



东华链号 Donghua Chain No.	P	b <sub>1</sub>	G	L	F	W	h <sub>4</sub>	d <sub>4</sub>
	mm	mm	mm	mm	mm	mm	mm	mm
C 2082HF4	50.8	15.75	28.6	50.8	57.4	181.4	8.7	11.1



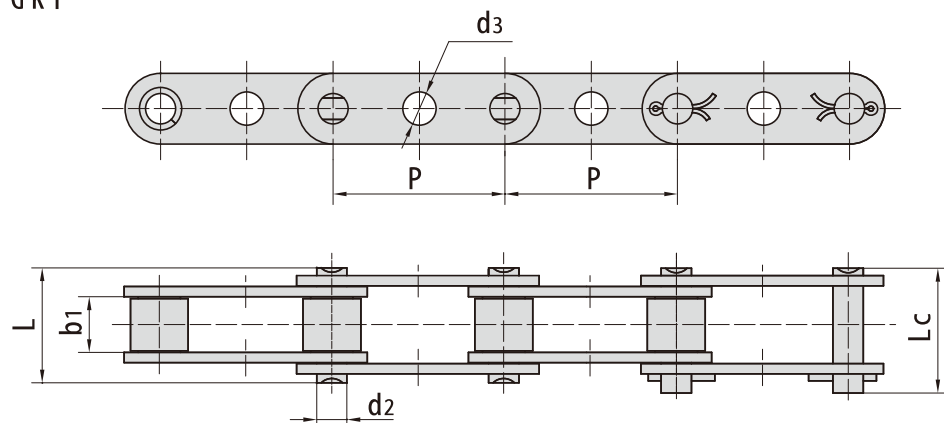
东华链号 Donghua Chain No.	P	b <sub>1</sub>	h <sub>2</sub>	G	L	F	W	d <sub>4</sub>	C
	mm	mm	mm	mm	mm	mm	mm	mm	mm
C 2050A6	31.75	9.4	15.0	16.0	—	23.4	32.8	5.5	0.50
C 2052F11	31.75	9.4	15.0	16.0	—	26.6	34.6	6.2	0.50
C 2062HF63A2F1	38.10	25.4	18.0	28.6	14.4	34.5	40.0	5.2	1.43
C 2062HF63A2F4	38.10	25.4	18.0	28.6	14.4	69.0	87.0	5.2	1.45
C 2062HF77A2	38.10	25.4	18.0	33.0	16.3	39.0	47.0	8.5	5.30



## 双节距带特殊附件输送链

Double pitch conveyor chains with special attachments

GK1



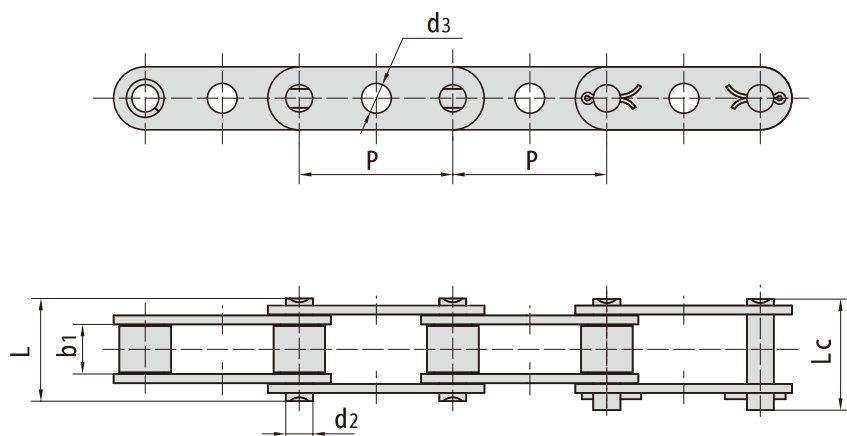
ISO 链号 ISO Chain No.	ANSI 链号 ANSI Chain No.	P	b1	d2	d3	L	Lc
		mm	mm	mm	mm	mm	mm
C 208A	C 2040	25.40	7.85	3.96	4.1	16.6	18.8
C 208AL	C 2042						
C 210A	C 2050	31.75	9.40	5.08	5.1	20.7	23.3
C 210AL	C 2052						
C 212A	C 2060	38.10	12.57	5.94	6.1	25.9	28.3
C 212AL	C 2062						
C 212AH	C 2060H	38.10	12.57	5.94	6.1	29.2	31.6
C 212AHL	C 2062H						
C 216A	C 2080	50.80	15.75	7.92	8.1	32.7	36.5
C 216AL	C 2082						
C 216AH	C 2080H	50.80	15.75	7.92	8.1	36.2	39.4
C 216AHL	C 2082H						
C 220A	C 2100	63.50	18.90	9.53	10.1	40.4	44.7
C 220AL	C 2102						
C 220AH	C 2100H	63.50	18.90	9.53	10.1	43.6	46.9
C 220AHL	C 2102H						



## 双节距带特殊附件输送链

Double pitch conveyor chains with special attachments

GK1

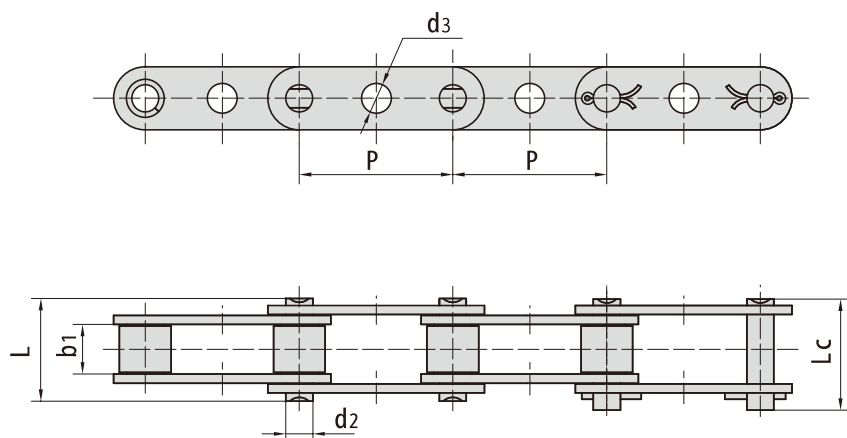


东华链号 Donghua Chain No.	P	b <sub>1</sub>	d <sub>2</sub>	d <sub>3</sub>	L	L <sub>c</sub>
	mm	mm	mm	mm	mm	mm
C 2040G KF6	25.40	7.85	3.96	6.10	16.60	18.80
C 2040G KF7	25.40	7.85	3.96	6.35/7.92	17.00	18.80
C 2050F73G K	31.75	9.40	5.08	6.10	21.38	23.98
C 2050G KF10	31.75	9.40	5.08	5.00	20.70	23.30
C 2050G KF13	31.75	9.40	5.08	5.20	20.70	23.30
C 2050G KF14	31.75	9.40	5.08	6.00	20.70	23.30
C 2050G KF15	31.75	9.40	5.08	6.50	20.70	23.30
C 2050G KF2	31.75	9.40	5.08	8.10	20.70	22.20
C 2050G KF3	31.75	9.40	5.08	8.10	20.70	22.20
C 2050G KF4	31.75	9.40	5.08	7.00	20.70	22.20
C 2050G KF5	31.75	9.40	5.08	7.10	20.70	22.20
C 2050G KF6	31.75	9.40	5.08	6.00	20.70	22.20
C 2050G KF7	31.75	9.40	5.08	6.10	20.70	22.20
C 2050G KF8	31.75	9.40	5.08	8.30	20.70	22.20
C 2050HG K	31.75	9.40	5.08	8.20	22.10	23.40
C 2050HG KF1	31.75	9.40	5.08	7.00	22.10	23.40
C 2052HG KF3	31.75	9.40	5.08	6.00	22.10	23.40
C 2050HG KF4	31.75	9.40	5.08	8.10	22.10	23.40
C 2050HG KF5NP	31.75	9.40	5.08	6.50	22.10	24.50
C 2050HG KF17	31.75	9.40	5.08	6.10	22.10	24.50
C 2060G KF1	38.10	12.57	5.94	8.00	25.90	27.70
C 2060G KF2	38.10	12.57	5.94	8.10	25.90	27.70
C 2060G KF3	38.10	12.57	5.94	6.20	25.90	27.70
C 2060G KF8	38.10	12.57	5.94	8.80	25.90	27.70
C 2060G KF18	38.10	12.57	5.94	5.50/10.00	25.90	28.30
C 2060HG KF3	38.10	12.57	5.94	8.20	29.20	31.60

## 双节距带特殊附件输送链

Double pitch conveyor chains with special attachments

GK1

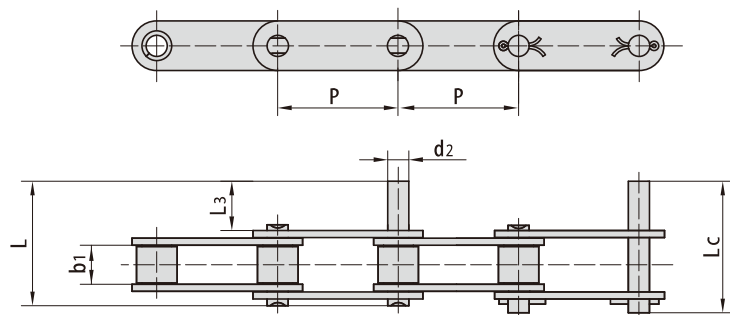


东华链号 Donghua Chain No.	P	b <sub>1</sub>	d <sub>2</sub>	d <sub>3</sub>	L	L <sub>c</sub>
	mm	mm	mm	mm	mm	mm
C 2060HG KF4	38.10	12.57	5.94	8.30	29.20	31.60
C 2060HG KF5	38.10	12.57	5.94	6.00	29.20	31.60
C 2060HG KF6	38.10	12.57	5.94	8.33	29.20	31.60
C 2060HG KF7	38.10	12.57	5.94	10.00	29.20	31.60
C 2060HG KF10	38.10	12.57	5.94	8.80	29.20	31.60
C 2060HG KF22	38.10	12.57	5.94	8.20	28.70	29.30
C 2060HG KF24	38.10	12.57	5.94	10.60	29.20	31.60
C 2060HF9	38.10	12.57	5.94	7.95	29.20	31.60
C 2060HF69G K	38.10	12.57	5.94	8.33	28.70	30.80
C 2062G KF25	38.10	12.57	5.94	8.00	25.90	28.30
C 2080HG KF2	50.80	15.75	7.92	7.90	36.20	39.40
C 2080HG KF6	50.80	15.75	7.92	11.00	36.20	39.40
C 2080HG KF12	50.80	15.75	7.92	10.97	36.20	38.90
C 2082G KF14	50.80	15.75	7.92	10.97	36.20	38.90
C 2082G KF15	50.80	15.75	7.92	10.95	36.20	38.90
C 2082G KF16	50.80	15.75	7.92	11.00	32.70	36.50
C 2082G KF17	50.80	15.75	7.92	10.30	32.70	36.50
C 2100F26G K	63.50	10.40	9.53	14.60/17.50	23.90	—
C 2100SLRF26G K	63.50	10.10	9.53	14.58/17.60	23.80	—
C 220AG K	63.50	18.90	9.53	8.00	40.40	44.70
C 208BG KF1	25.40	7.75	4.45	6.00	16.70	18.20
C 208BG KF3	25.40	7.75	4.45	4.50	17.70	20.10
C 208BG KF4	25.40	7.75	4.45	6.10	16.70	18.20
C 208BG KF6	25.40	7.75	4.45	6.00	16.70	19.30
C 208BG KF7SLR	25.40	7.75	4.45	6.00	17.70	20.10
C 210BF2G K	31.75	7.00	5.08	5.97	16.50	—

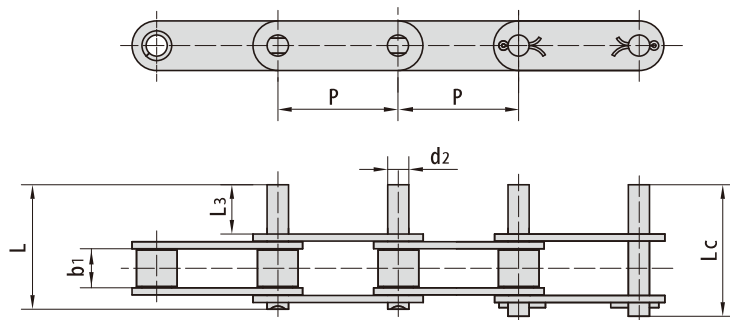
## 双节距加长销输送链

Double pitch conveyor chains with extended pins

D 1



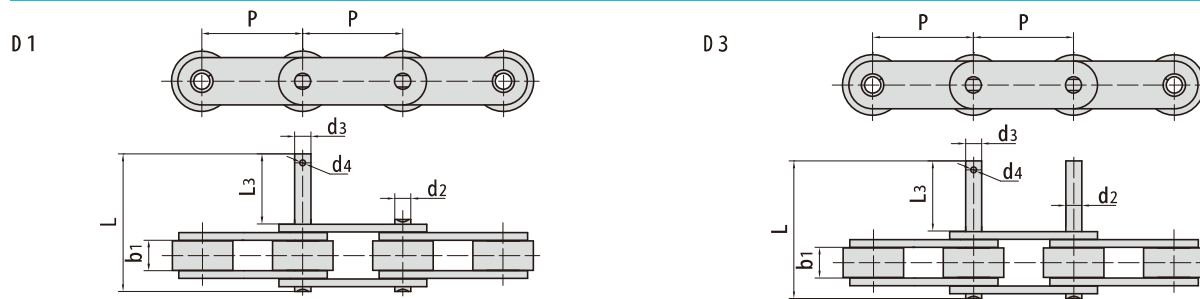
D 3



ISO 链号 ISO Chain No.	ANSI 链号 ANSI Chain No.	P	b <sub>1</sub>	d <sub>2</sub>	L <sub>3</sub>	L	L <sub>c</sub>
		mm	mm	mm	mm	mm	mm
C 208A	C 2040	25.40	7.85	3.96	9.5	25.1	26.2
C 208AL	C 2042						
C 210A	C 2050	31.75	9.40	5.08	11.9	31.3	33.1
C 210AL	C 2052						
C 212A	C 2060	38.10	12.57	5.94	14.3	38.6	40.6
C 212AL	C 2062						
C 212AH	C 2060H	38.10	12.57	5.94	14.3	42.0	43.8
C 212AHL	C 2062H						
C 216A	C 2080	50.80	15.75	7.92	19.1	50.3	53.3
C 216AL	C 2082						
C 216AH	C 2080H	50.80	15.75	7.92	19.1	53.5	55.0
C 216AHL	C 2082H						
C 220A	C 2100	63.50	18.90	9.53	23.8	61.8	66.1
C 220AL	C 2102						
C 220AH	C 2100H	63.50	18.90	9.53	23.8	65.0	68.3
C 220AHL	C 2102H						
C 224AH	C 2120H	76.20	25.22	11.10	28.6	79.6	83.6
C 224AHL	C 2122H						
C 232AH	C 2160H	101.60	31.75	14.27	38.1	103.0	107.8
C 232AHL	C 2162H						

# 双节距加长销输送链

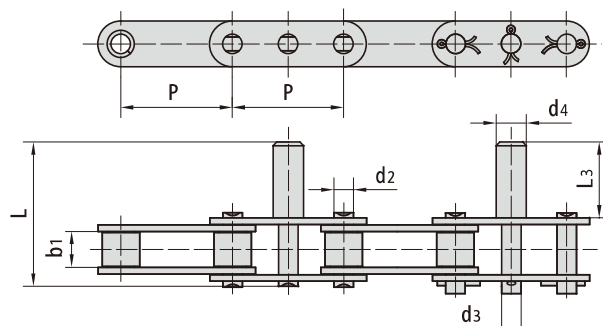
Double pitch conveyor chains with extended pins



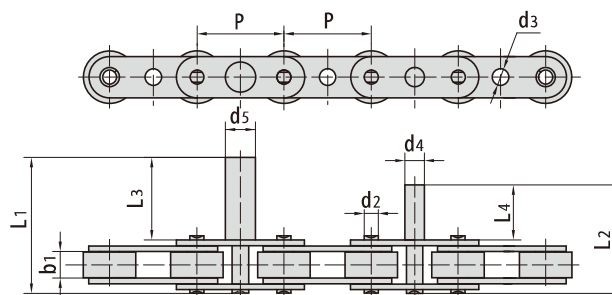
东华链号 Donghua Chain No.	P	b1	L3	L	d2	d3	d4
	mm	mm	mm	mm	mm	mm	mm
2040-D 3F12	25.400	7.85	8.00	23.70	3.96	6.00	-
208B-D 3F17	25.400	7.75	19.40	35.10	4.45	4.65	1.60
C 2040-D 1F23	25.400	7.85	37.00	52.60	3.96	5.50	-
C 2040-D 3F13	25.400	7.85	31.75	47.35	3.96	7.94	-
C 2040-D 3F15	25.400	7.85	20.40	36.00	3.96	4.45	1.50
C 2042-D 1F20	25.400	7.85	35.00	51.00	3.96	6.00	-
C 208B-D 3F19	25.400	7.75	15.20	31.00	4.48	8.30	-
210B-D 1F3	31.750	9.65	33.00	51.40	5.08	8.00	-
C 2052-D 13F2	31.750	9.40	23.40	43.00	5.08	6.00	-
C 2052-D 1F23	31.750	9.40	40.00	59.70	5.08	6.35	-
C 2052-D 1F27	31.750	9.40	20.00	41.10	5.08	9.00	-
C 2052-D 1F28	31.750	9.40	21.00	42.10	5.08	9.30	-
C 2052-D 1F52	31.750	9.40	30.00	49.50	5.08	9.00	-
C 2052-D 1F54	31.750	9.40	22.00	41.60	5.08	5.08	1.80
C 2052-D 1F71	31.750	9.40	20.00	41.10	5.08	7.00	-
C 2052-D 1F72	31.750	9.40	50.00	71.20	5.08	8.00	-
C 2052-D 3F20	31.750	9.40	22.00	41.60	5.08	5.70	-
C 2052F56-D 1S5	31.750	9.00	25.70	49.90	5.08	5.55	-
C 2060H-D 1F57	38.100	12.57	35.00	52.80	5.94	10.00	-
C 2060H-D 3F44	38.100	12.57	25.00	55.50	5.94	M 8	-
C 2060S LR-D 3F55	38.100	12.57	14.30	40.50	5.94	5.94	2.00
C 2062-D 1F32	38.100	12.57	18.50	43.00	5.94	9.00	-
C 2062-D 1F40	38.100	12.57	30.00	54.60	5.94	8.00	-
C 2062-D 1F54	38.100	12.57	25.00	49.40	5.94	7.95	2.50
C 2062-D 3F31	38.100	12.57	35.00	59.50	5.94	10.00	-
C 2062H-D 1F47	38.100	12.57	30.00	57.80	5.94	7.95	2.50
C 2062H-D 1F58	38.100	12.57	29.20	57.00	5.94	9.80	-
C 2062H-D 1F68	38.100	12.57	26.00	53.80	5.94	5.94	2.00
C 2062HF99	38.100	12.57	50.00	80.80	5.94	10.00	-
C 2062HNP-D 1F59	38.100	12.57	22.20	50.20	5.94	12.70	-
216B-D 1F4	50.800	17.02	20.00	54.10	8.28	12.00	-
C 2082-D 1F21	50.800	15.75	24.50	55.60	7.92	12.00	-
C 2082-D 1F8	50.800	15.75	30.00	61.20	7.92	8.50	-
C 2082H-D 1F10	50.800	15.75	30.00	64.40	7.92	8.50	-
C 2082H-D 1F12	50.800	15.75	20.00	54.20	7.92	9.00	3.20
C 2082H-D 1F22	50.800	15.75	25.40	60.00	7.92	15.88	-
C 2102H-D 3F5	63.500	18.90	37.00	78.50	9.53	9.53	2.50

# 双节距加长销输送链

Double pitch conveyor chains with extended pins



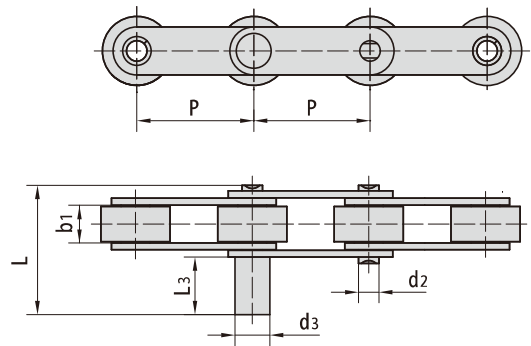
东华链号 Donghua Chain No.	P	b1	d2	d3	d4	L3	L
	mm	mm	mm	mm	mm	mm	mm
C 2052F2	31.75	9.40	5.08	6.00	7.00	20.00	39.80
C 2052F14	31.75	9.40	5.08	6.00	7.00	21.00	40.40
C 2050G KF12	31.75	9.40	5.08	5.08	5.08	11.90	34.00
C 2050G KF13	31.75	9.40	5.08	5.20	10.00	35.00	54.60
C 2052-D 5F26	31.75	9.40	5.08	6.35	8.76	19.90	39.50
C 2052-D 5F27	31.75	9.40	5.08	6.35	7.11	19.70	39.00
C 2060H-D 23	38.10	12.57	5.94	8.80	12.70	41.30	69.30
C 2060H-D 24	38.10	12.57	5.94	7.95	12.70	44.80	65.60
C 2060H-D 31	38.10	12.57	5.94	7.95	16.00	45.00	73.00
C 2060H-D 5F4	38.10	12.57	5.94	7.95	12.70	50.00	77.80
C 2060HF9	38.10	12.57	5.94	7.95	12.70	41.30	69.30
C 2060HF10	38.10	12.57	5.94	7.70	14.30	41.30	69.30
C 2060HF75	38.10	12.57	5.94	6.00	8.00	27.50	55.50
C 2062-D 38	38.10	12.57	5.94	5.94	11.10	24.20	48.60
C 2062-D 39	38.10	12.57	5.94	5.94	13.30	32.20	56.60
C 2062H-D 41	38.10	12.57	5.94	9.53	9.50	22.20	50.00
C 2062HG KF17-D 5F1	38.10	12.57	5.94	7.95	13.30	32.20	60.20
C 212AHF3	38.10	12.57	5.94	8.08	10.00	35.00	63.00
C 212AHF7	38.10	12.57	5.94	5.94	12.70	41.20	69.20
C 212AHF8	38.10	12.57	5.94	8.00	10.00	35.00	63.00
C 212AHL-D 4	38.10	12.57	5.94	5.94	8.00	25.00	53.00



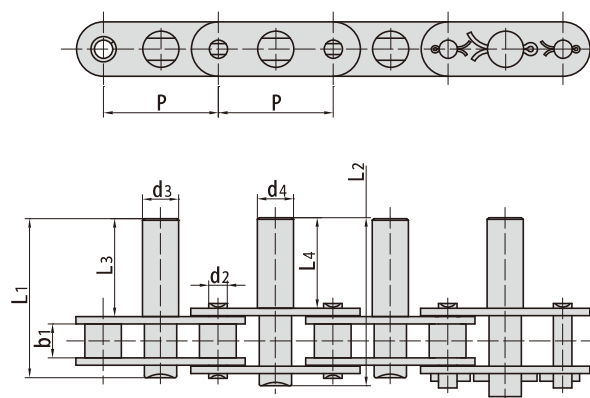
东华链号 Donghua Chain No.	P	b1	d2	d4	d5	L3	L1	L4	L2
	mm	mm	mm	mm	mm	mm	mm	mm	mm
C 2052F1	31.75	9.4	5.08	7.0	11.0	30.0	49.8	20.0	39.8

## 双节距加长销输送链

Double pitch conveyor chains with extended pins



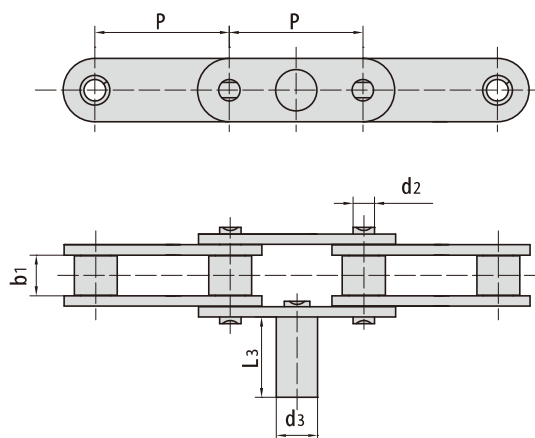
东华链号 Donghua Chain No.	P	b <sub>1</sub>	d <sub>2</sub>	d <sub>3</sub>	L <sub>3</sub>	L
	mm	mm	mm	mm	mm	mm
C 2052D F1	31.75	9.40	5.08	7.50	14.15	33.6
C 210AF4	31.75	9.40	5.08	11.00	34.00	53.7
C 2052-D 4	31.75	9.40	5.08	6.00	32.40	52.0
C 2050-D 5	31.75	9.40	5.08	8.00	40.00	59.7
C 212AHL-D 4	38.10	12.57	5.94	8.00	25.00	53.0
C 2062-D 6	38.10	12.57	5.94	12.00	25.00	49.7



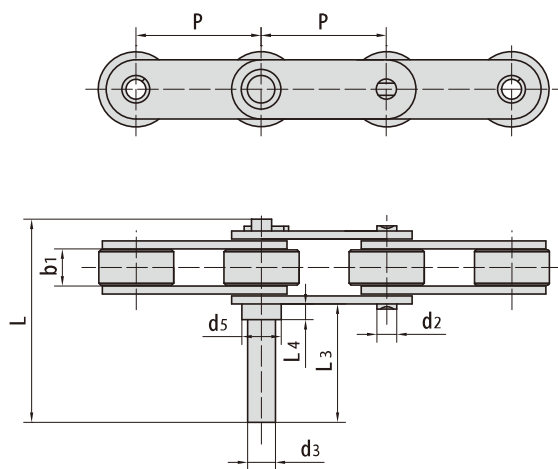
东华链号 Donghua Chain No.	P	b <sub>1</sub>	d <sub>2</sub>	d <sub>3</sub>	d <sub>4</sub>	L <sub>3</sub>	L <sub>1</sub>	L <sub>4</sub>	L <sub>2</sub>
	mm	mm	mm	mm	mm	mm	mm	mm	mm
C 2050-D 5F1	31.75	9.40	5.08	10.00	10.00	43.20	60.30	41.00	62.40

## 双节距加长销输送链

Double pitch conveyor chains with extended pins



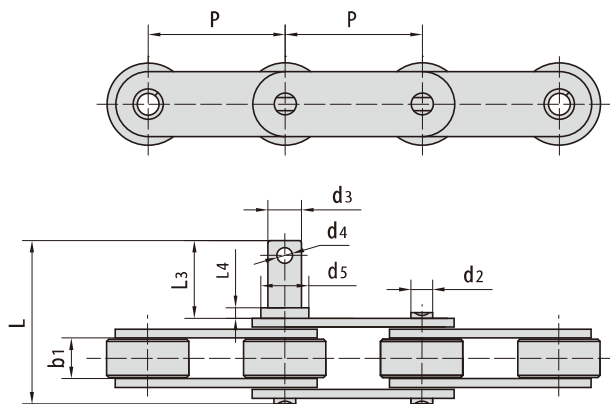
东华链号 Donghua Chain No.	P	b <sub>1</sub>	L <sub>3</sub>	d <sub>2</sub>	d <sub>3</sub>
	mm	mm	mm	mm	mm
C 2050-D 5F25	31.75	9.40	19.00	5.08	10.00
C 2050F44	31.75	9.40	19.00	5.08	9.75



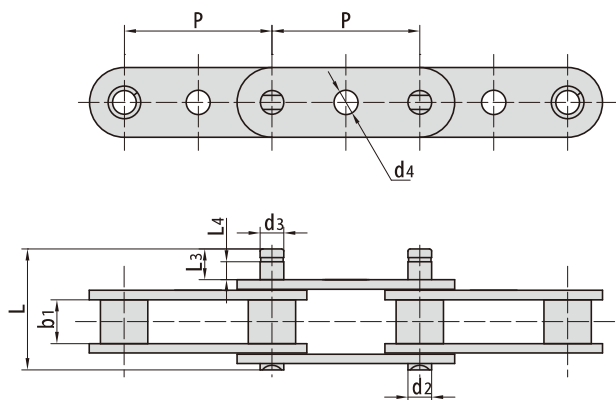
东华链号 Donghua Chain No.	P	b <sub>1</sub>	L <sub>3</sub>	L <sub>4</sub>	L	d <sub>2</sub>	d <sub>3</sub>	d <sub>5</sub>
	mm	mm	mm	mm	mm	mm	mm	mm
C 2052-D 1F29	31.75	9.40	33.00	3.00	55.00	5.08	9.00	13.00
C 2052-D 3F24	31.75	9.40	33.00	3.00	55.00	5.08	9.00	13.00
C 2052-D 3F55	31.75	9.40	34.00	4.00	56.00	5.08	7.00	10.00

## 双节距加长销输送链

Double pitch conveyor chains with extended pins



东华链号 Donghua Chain No.	P	b <sub>1</sub>	L <sub>3</sub>	L <sub>4</sub>	L	d <sub>2</sub>	d <sub>3</sub>	d <sub>4</sub>	d <sub>5</sub>
	mm	mm	mm	mm	mm	mm	mm	mm	mm
C 2052-D 1F15	31.75	9.40	16.20	2.20	35.90	5.08	7.00	-	10.00
C 2052-PF1-D 3F30	31.75	9.40	14.20	2.00	33.90	5.08	5.08	-	8.00
C 2062-D 1F43	38.10	12.57	40.60	29.10	65.00	5.94	M 5	-	5.94
C 2062-D 8	38.10	12.57	29.00	7.00	53.40	5.94	7.00	-	14.00
C 2062H-D 1F45	38.10	12.57	27.70	6.00	55.60	5.94	7.90	2.00	12.00
C 2062H-D 1F50	38.10	12.57	29.00	7.00	56.80	5.94	7.00	-	14.00
C 2062H-D 1F58	38.10	12.57	29.20	12.20	57.00	5.94	9.00	-	12.00
C 2082HAA 1F2-D 3F2	50.80	15.75	61.50	6.00	96.50	7.92	12.00	-	15.00
C 2082H-D 3F19	50.80	15.75	31.00	11.00	65.50	7.92	11.90	-	15.88
C 220AHS LR-D 1F3	63.50	18.90	28.00	3.50	69.50	9.53	11.00	-	15.00

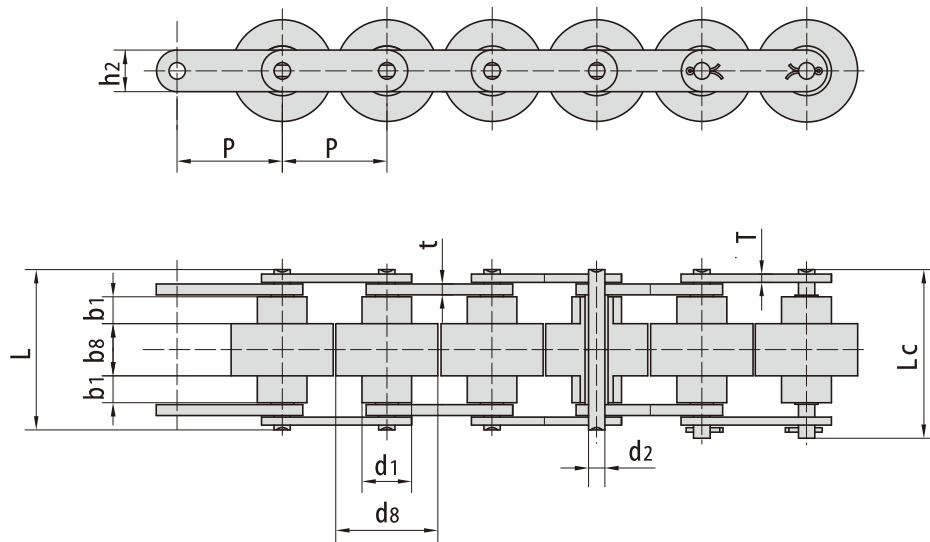


东华链号 Donghua Chain No.	P	b <sub>1</sub>	L <sub>3</sub>	L <sub>4</sub>	L	d <sub>2</sub>	d <sub>3</sub>	d <sub>4</sub>
	mm	mm	mm	mm	mm	mm	mm	mm
C 2050-D 1F62	31.75	9.40	8.00	5.00	27.40	5.08	5.08	5.20
C 2050-D 1F63	31.75	9.40	5.00	2.00	24.40	5.08	5.08	5.20
C 2050-D 1F64	31.75	9.40	7.00	7.00	24.40	5.08	8.00	-
C 2060SLR-D 3F56	38.10	12.57	18.20	15.00	44.50	5.94	5.94	-



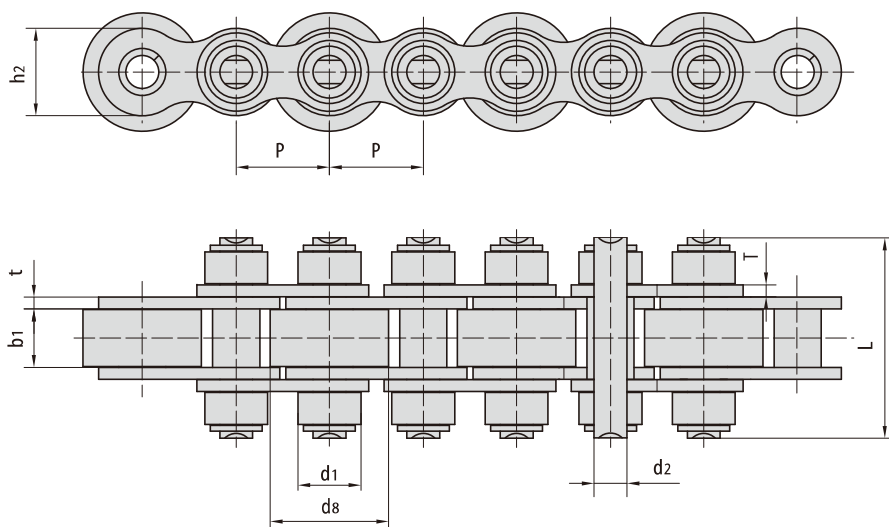
# 倍速链

## Double plus chains



JB 链号 JB Chain No.	东华链号 Donghua Chain No.	节距 Pitch	滚子尺寸 Roller dimension				销轴直径 Pin diameter	销轴长度 Pin length		链板尺寸 Plate dimension			每米长重 Weight per meter
		p	d1 max	d8 max	b1 min	b8 max	d2 max	L max	Lc max	h2 max	T max	t max	q
		mm	mm	mm	mm	mm	mm	mm	mm	mm	mm	mm	kg/m
BS25-C206B	C2030W	19.05	11.91	18.3	4.00	8.0	3.28	24.0	25.6	8.20	1.30	1.50	0.52
BS25-C208A	C2040W	25.40	15.88	24.6	5.70	10.3	3.96	31.0	32.8	11.70	1.50	1.50	0.79
BS25-C210A	C2050W	31.75	19.05	30.6	7.10	13.0	5.08	39.5	41.2	15.00	2.00	2.03	1.36
BS25-C212A	C2060HW	38.10	22.23	36.6	8.50	15.5	5.94	50.3	52.8	18.00	3.00	4.00	2.24
BS25-C216A	C2080W	50.80	28.58	49.0	11.00	21.5	7.92	66.2	70.0	24.00	4.00	4.80	4.06
BS30-C206B		19.05	9.00	18.3	4.50	9.1	3.28	26.3	29.6	7.28	1.30	1.50	0.50
BS30-C208A		25.40	11.91	24.6	6.10	12.5	3.96	35.6	39.5	9.60	1.50	2.00	0.83
BS30-C210A		31.75	14.80	30.6	7.50	15.0	5.08	43.0	47.1	12.20	2.00	2.40	1.27
BS30-C212A		38.10	18.00	37.0	9.75	20.0	5.94	58.1	62.7	15.00	3.00	4.00	2.14
BS30-C216A		50.80	22.23	49.0	12.00	25.2	7.92	71.9	77.3	18.60	4.00	5.00	3.55

## 带大滚轮输送链 Conveyor chains with large rollers

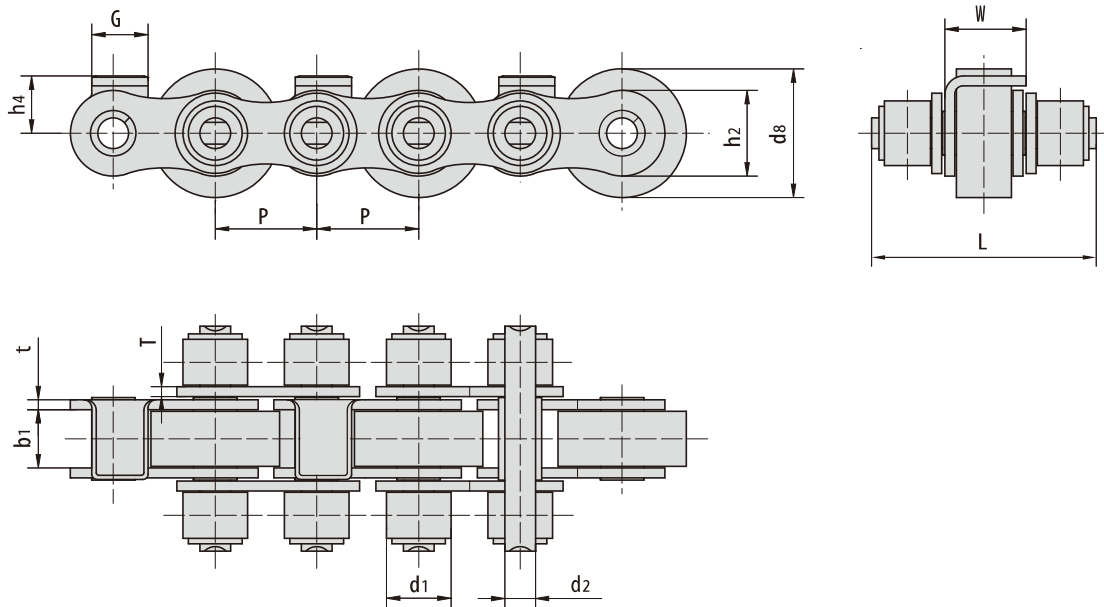


东华链号 Donghua Chain No.	节距 Pitch	滚子直径 Roller diameter		内节内宽 Width between inner plates	销轴直径 Pin diameter	销轴长度 Pin length	链板尺寸 Plate dimension		抗拉强度 Tensile strength	平均抗拉强度 Average tensile strength
	P	d1 max	d8 max	b1 min	d2 max	L max	h2 max	t/T max	Q min	Q0
	mm	mm	mm	mm	mm	mm	mm	mm	kN/bf	kN
08BS-27-P16/C16	12.70	8.51	16.0	7.75	4.45	27.0	11.8	1.60/1.50	18.0/4091	19.8
08BS-33-C16	12.70	8.51	16.0	7.75	4.45	33.0	11.8	1.60/1.50	18.0/4046	19.8
08BSF8-27-C16	12.70	8.51	16.0	7.75	4.45	27.0	11.8	1.60/1.50	18.0/4046	19.8
12BS	19.05	12.07	28.0	11.68	5.72	45.0	16.0	1.85	28.9/6568	31.7
12BS-40-P28/C28	19.05	12.07	28.0	11.68	5.72	40.0	16.0	1.85	29.0/6591	31.7
12BS-43-P26/C26	19.05	12.07	26.0	11.68	5.72	43.0	16.0	1.85	29.0/6591	31.7
12BS-43-P28/C28	19.05	12.07	28.0	11.68	5.72	43.0	16.0	1.85	29.0/6591	31.7
12BS-48-P24/C24	19.05	12.07	24.0	11.68	5.72	48.0	16.0	1.85	29.0/6591	31.7
12BS-48-P26/C26	19.05	12.07	26.0	11.68	5.72	48.0	16.0	1.85	29.0/6591	31.7
12BS-48-P28/C28	19.05	12.07	28.0	11.68	5.72	48.0	16.0	1.85	29.0/6591	31.7
12BS-58-P28/C28	19.05	12.70	28.0	11.68	5.72	58.0	16.0	1.85	29.0/6591	31.7
16BS-65-P38/C38	25.40	15.88	38.0	17.02	8.28	65.0	21.0	4.15/3.10	60.0/13636	72.8
100SF1-85-C45	31.75	19.05	45.0	25.50	9.53	85.0	30.0	4.00	86.7/19490	104.0
212BS-43-P48	38.10	12.07	48.0	11.68	5.72	43.0	16.0	1.85	28.9/6568	31.7

注：P 表示滚子材料为塑料，C 表示滚子材料为钢。

Note: P means roller made in plastic, C means roller made in steel.

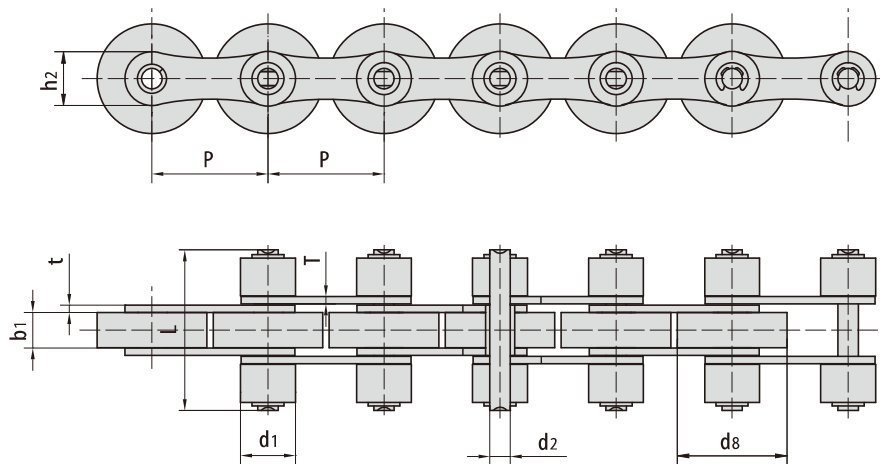
## 带大滚轮输送链 Conveyor chains with large rollers



东华链号 Donghua Chain No.	节距 Pitch	滚子直径 Roller diameter		内节内宽 Width between inner plates	销轴直径 Pin diameter	销轴长度 Pin length	链板尺寸 Plate dimension		附板尺寸 Attachment dimension			抗拉强度 Tensile strength
	P	d1 max	d8 max	b1 min	d2 max	L max	h2 max	t/T max	h4	G	W	Q <sub>min</sub> kN/bf
	mm	mm	mm	mm	mm	mm	mm	mm	mm	mm	mm	mm
12BSF5-40-C 28	19.05	12.07	28.0	11.40	5.72	40.0	16.0	1.85	10.0	8.4	15.0	29.0/6519
12BSF5-43-C 26	19.05	12.07	26.0	11.40	5.72	43.0	16.0	1.85	10.0	8.4	15.0	29.0/6519
12BSF5-43-P 28/C 28	19.05	12.07	28.0	11.40	5.72	43.0	16.0	1.85	10.0	10.5	15.0	29.0/6519
12BSF5-48-C 24	19.05	12.07	24.0	11.40	5.72	48.0	16.0	1.85	10.0	8.4	13.5	29.0/6519
12BSF8-40-C 28	19.05	12.07	28.0	11.40	5.72	40.0	16.0	1.85	10.0	8.0	15.0	29.0/6519
16BSF2-65-C 38	25.40	15.88	38.5	17.02	8.28	65.0	21.0	4.15/3.10	16.5	12.0	24.0	60.0/13636

注:P表示滚子材料塑料, C表示滚子材料为钢。  
Note P means roller made in plastic, C means roller made in steel

## 带大滚轮输送链 Conveyor chains with large rollers

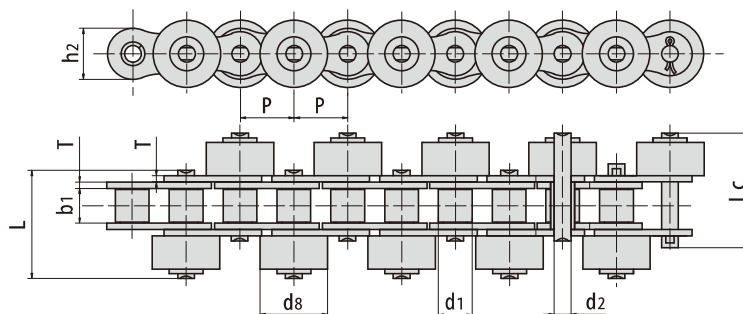


东华链号 Donghua Chain No.	节距 Pitch	滚子直径 Roller diameter		内节内宽 Width between inner plates	销轴直径 Pin diameter	销轴长度 Pin length	链板尺寸 Plate dimension		抗拉强度 Tensile strength	平均抗拉强度 Average tensile strength
	P	d1 max	d8 max	b1 min	d2 max	L max	h2 max	t/T max	Q min	Q0
	mm	mm	mm	mm	mm	mm	mm	mm	kN/bf	kN
16BS-65-C 24	25.4	15.88	24.0	17.02	8.28	65.0	21.0	4.15/3.10	60.0/13636	72.8
208BS-35-C 24	25.4	12.00	24.0	7.75	4.45	35.0	11.8	1.60	18.0/4091	19.8
*208BSF1-35-P 24	25.4	12.00	24.0	7.75	4.45	35.0	11.8	1.60	18.0/4091	19.8
212BS-48-C 28	38.1	12.07	28.0	11.68	5.72	48.0	16.0	1.85	28.9/6568	31.7
212BSF2	38.1	12.07	28.0	11.68	5.72	43.0	16.0	1.85	28.9/6568	31.7
212BSF3	38.1	12.07	28.0	11.68	5.72	48.0	16.0	1.85	28.9/6568	31.7
*212BSF4	38.1	12.07	24.0	11.68	5.72	48.0	16.0	1.85	28.9/6568	31.7
212BSF4-48-C 24	38.1	12.07	24.0	11.68	5.72	48.0	16.0	2.03	32.0/7194	35.2
212BSF5-43-C 28	38.1	12.07	28.0	11.68	5.72	43.0	16.0	1.85	28.9/6568	31.7
*216BS-65-P 50	50.8	15.88	50.0	17.02	8.28	65.0	21.0	4.15/3.10	60.0/13636	72.8
216BS-65-C 38.5	50.8	15.88	38.5	17.02	8.28	65.0	21.0	4.15/3.10	60.0/13636	72.8
216BS-65-C 40	50.8	15.88	40.0	17.02	8.28	65.0	21.0	4.15/3.10	60.0/13636	72.8
63PS	63.0	40.00	50.0	24.50	14.00	91.5	35.0	5.10	90.0/20232	135.0
63PSF1	63.0	38.00	46.0	21.60	12.00	84.0	30.0	4.00	66.6/15000	85.0

注：\*表示滚子材料为塑料。  
Note: \* means roller made in plastic.

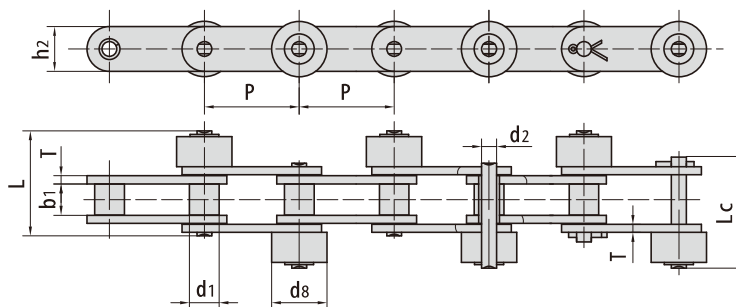
# 带侧滚轮输送链

## Conveyor chains with outboard rollers



东华链号 Donghua Chain No.	节距 Pitch	滚子直径 Roller diameter		内节内宽 Width between inner plates	销轴直径 Pin diameter	销轴长度 Pin length		链板尺寸 Plate dimension		抗拉强度 Tensile strength	平均抗拉强度 Average tensile strength	每米长重 Weight per meter
	P	d1 max	d8 max	b1 min	d2 max	L max	Lc max	h2 max	T max	Q <sub>m</sub> min	Q <sub>0</sub>	q
	mm	mm	mm	mm	mm	mm	mm	mm	mm	kN/bf	kN	kg/m
40-PSR	12.700	7.95	15.88	7.85	3.96	25.8	27.0	12.0	1.50	13.8/3102	17.50	1.60
*40S	12.700	7.95	15.88	7.85	3.96	25.8	27.0	12.0	1.50	13.8/3102	17.50	0.90
40S-C	12.700	7.95	15.88	7.85	3.96	25.8	27.0	12.0	1.50	15.2/3417	18.20	1.65
50-SR-C	15.875	10.16	19.05	9.40	5.08	31.8	34.0	15.1	2.03	21.8/4900	29.40	2.40
*60S	19.050	11.91	22.23	12.57	5.94	40.0	42.5	18.0	2.42	31.8/7227	38.10	1.90
60S-C	19.050	11.91	22.23	12.57	5.94	40.0	42.5	18.0	2.42	31.8/7149	38.10	3.63
*80S	25.400	15.88	28.58	15.75	7.92	51.3	54.3	24.0	3.25	56.7/12886	69.40	3.60
80S-C	25.400	15.88	28.58	15.75	7.92	51.3	54.3	24.0	3.25	56.7/12886	69.40	5.80

注：\*表示滚子材料为塑料。  
Note: \* means roller made in plastic.

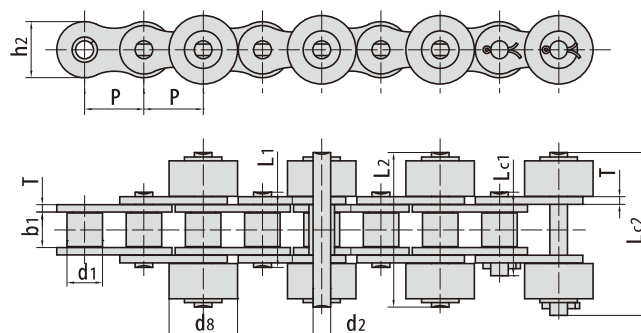


东华链号 Donghua Chain No.	节距 Pitch	滚子直径 Roller diameter		内节内宽 Width between inner plates	销轴直径 Pin diameter	销轴长度 Pin length		链板尺寸 Plate dimension		抗拉强度 Tensile strength	平均抗拉强度 Average tensile strength	每米长重 Weight per meter
	P	d1 max	d8 max	b1 min	d2 max	L max	Lc max	h2 max	T max	Q <sub>m</sub> min	Q <sub>0</sub>	q
	mm	mm	mm	mm	mm	mm	mm	mm	mm	kN/bf	kN	kg/m
C 2040S2-PSR	25.40	7.95	15.88	7.85	3.96	25.8	27.0	12.0	1.50	13.8/3137	15.2	0.99
C 2050S	31.75	10.16	19.05	9.40	5.08	31.8	34.0	15.0	2.03	21.8/4955	23.9	1.52
C 2052SF1	31.75	19.05	27.00	9.40	5.08	35.0	37.3	15.0	2.03	21.8/4955	23.9	3.06
24BSF1	38.10	25.40	44.15	25.40	14.63	82.0	86.5	33.2	6.0/4.8	160.0/35968	176.0	15.33
*C 2060HS	38.10	11.91	22.23	12.57	5.94	44.0	46.6	18.0	3.25	31.1/7069	34.3	1.78
C 2060SF7	38.10	11.91	22.23	12.57	5.94	45.5	48.0	18.0	2.42	31.1/6991	34.3	2.92
*C 2062HSF6	38.10	22.23	30.00	12.57	5.94	45.0	47.8	18.0	3.25	31.1/6991	34.3	2.68
C 2082HSF2	50.80	28.58	40.00	15.75	7.92	54.6	57.8	24.0	4.00	55.6/12500	69.4	6.64
*C 2100HS-P	63.50	19.05	39.69	18.90	9.53	65.3	68.6	30.0	4.80	86.7/19490	109.2	4.44

注：\*表示滚子材料为塑料  
Note: \* means roller made in plastic

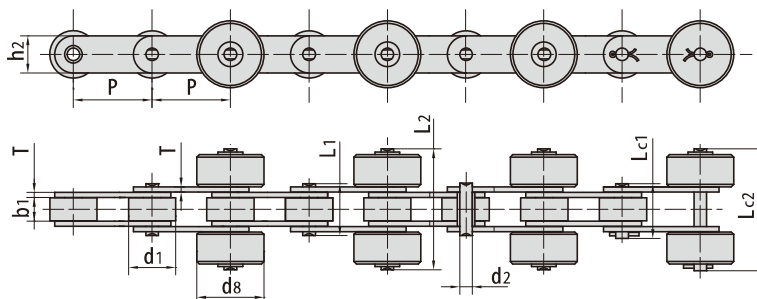
# 带侧滚轮输送链

## Conveyor chains with outboard rollers



东华链号 Donghua Chain No.	节距 Pitch	滚子直径 Roller diameter		内节内宽 Width between innerplates	销轴直径 Pin diameter	销轴长度 Pin length				链板尺寸 Plate dimension		抗拉强度 Tensile strength	每米长重 Weight per meter
	P	d1 max	d8 max	b1 min	d2 max	L1 max	L2 max	Lc1 max	Lc2 max	h2 max	T max	Q min	q
	mm	mm	mm	mm	mm	mm	mm	mm	mm	mm	mm	kN/bf	kg/m
*08BSR2F1-P	12.700	8.51	15.88	7.75	4.45	16.7	34.7	19.3	36.5	11.80	1.60	18.0/4046	0.96
40S2-SR	12.700	7.95	15.88	7.85	3.96	16.6	35.3	18.8	37.2	12.00	1.50	14.1/3169	1.64
50SF1-C	15.875	10.16	19.05	9.40	5.08	20.7	42.8	23.3	45.0	15.09	2.03	21.8/4900	2.41
*50SF1-P	15.875	10.16	19.05	9.40	5.08	20.7	42.8	23.3	45.0	15.09	2.03	21.8/4901	1.17
60S2-C	19.050	11.91	22.23	12.57	5.94	25.9	54.0	28.3	56.6	18.00	2.42	31.8/7149	3.62
100S2	31.750	9.53	36.70	18.90	9.53	40.4	83.0	44.7	87.0	30.00	4.00	86.7/49490	9.09
100S2F1	31.750	19.05	39.40	18.90	9.53	40.4	83.0	44.7	86.9	30.00	4.00	86.7/21224	8.55

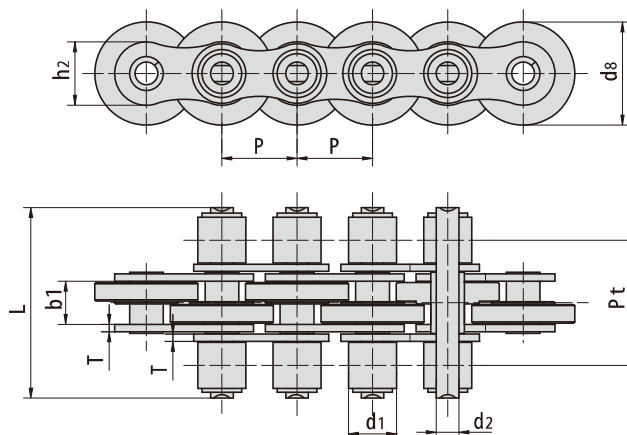
注：\*表示滚子材料为塑料  
Note \* means roller made in plastic



东华链号 Donghua Chain No.	节距 Pitch	滚子直径 Roller diameter		内节内宽 Width between innerplates	销轴直径 Pin diameter	销轴长度 Pin length				链板尺寸 Plate dimension		抗拉强度 Tensile strength	每米长重 Weight per meter
	P	d1 max	d8 max	b1 min	d2 max	L1 max	L2 max	Lc1 max	Lc2 max	h2 max	T max	Q min	q
	mm	mm	mm	mm	mm	mm	mm	mm	mm	mm	mm	kN/bf	kg/m
C2050S2	31.75	10.16	19.05	9.40	5.08	/	42.8	/	45.0	15.0	2.03	21.8/4899	2.20
*C2052SF2-P25.4	31.75	19.05	25.40	9.40	5.08	20.7	49.2	23.3	51.1	15.0	2.03	21.8/4900	1.23
C2060HS-C	38.10	11.91	30.00	12.57	5.94	29.2	57.6	31.6	59.2	18.0	3.25	31.8/7149	3.42
C2062HS-C	38.10	22.23	30.00	12.57	5.94	/	57.6	/	59.2	18.0	3.25	31.8/7149	5.97
C2062-SR2F1	38.10	22.23	30.00	12.57	5.94	25.9	53.7	28.3	55.6	18.0	2.42	31.1/6991	2.95
*C2062SR2F1-PA6	38.10	22.23	30.50	12.57	5.94	25.9	56.0	28.3	58.5	18.0	2.42	31.1/6991	2.35

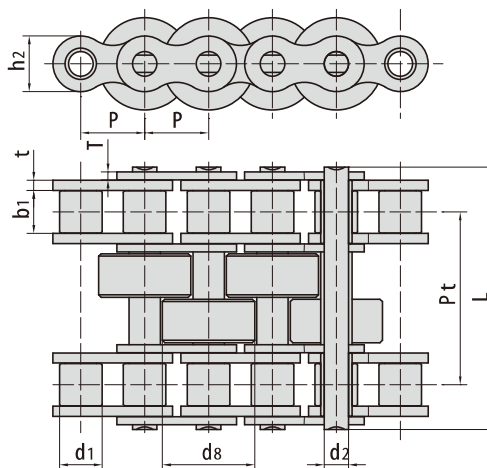
注：\*表示滚子材料为塑料  
Note \* means roller made in plastic

## 带特殊滚轮输送链 Conveyor chains with special rollers



东华链号 Donghua Chain No.	节距 Pitch	滚子直径 Roller diameter		内节内宽 Width between inner plates	销轴直径 Pin diameter	销轴长度 Pin length	链板尺寸 Plate dimension		排距 Transverse pitch	抗拉强度 Tensile strength	平均抗拉强度 Average tensile strength
	P	d1 max	d8 max	b1 min	d2 max	L max	h2 max	T max	Pt	Q <sub>m</sub> in	Q <sub>0</sub>
	mm	mm	mm	mm	mm	mm	mm	mm	mm	kN/bf	kN
12BS3-40-C 27/P 27	19.05	12.07	27.0	11.68	5.72	40.0	16.0	1.85	27.0	29.0/6519	34.8
12BS3F1-48-C 26	19.05	12.07	26.0	11.40	5.72	48.0	16.0	1.85	31.7	29.0/6519	34.8

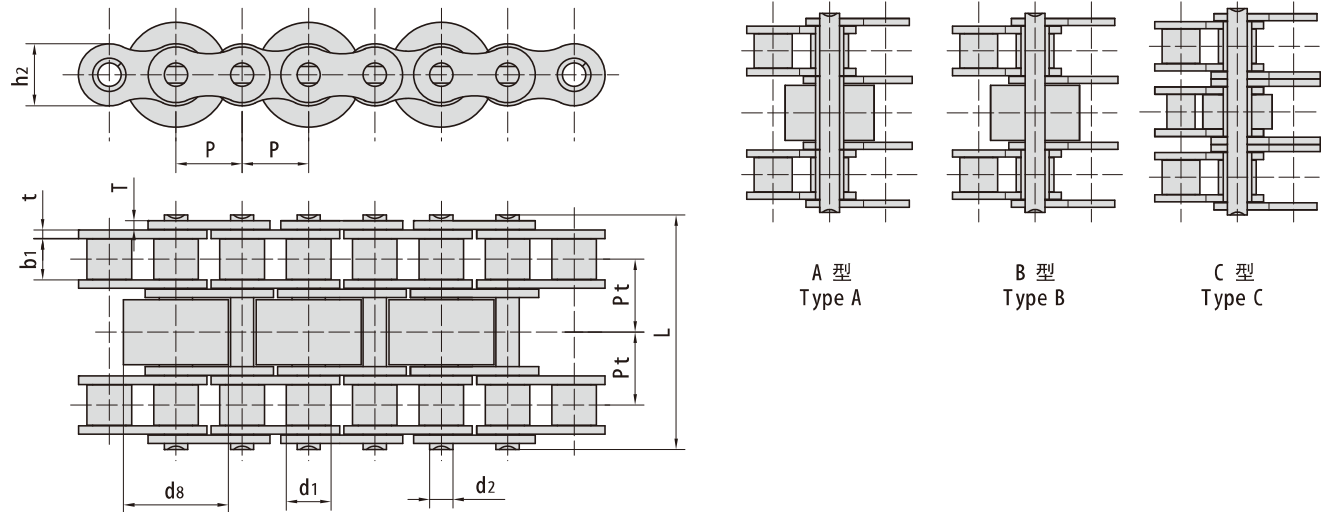
注:P表示滚子材料塑料, C表示滚子材料为钢。  
Note: P means roller made in plastic, C means roller made in steel



东华链号 Donghua Chain No.	节距 Pitch	滚子直径 Roller diameter		内节内宽 Width between inner plates	销轴直径 Pin diameter	销轴长度 Pin length	链板尺寸 Plate dimension		排距 Transverse pitch	抗拉强度 Tensile strength	平均抗拉强度 Average tensile strength
	P	d1 max	d8 max	b1 min	d2 max	L max	h2 max	t/T max	Pt	Q <sub>m</sub> in	Q <sub>0</sub>
	mm	mm	mm	mm	mm	mm	mm	mm	mm	kN/bf	kN
24BF28-PA6	38.100	25.40	55.00	25.40	14.63	156.80	33.20	6/4.8	103.0	280.0/62944	308.0
24BSF2-2	38.100	25.40	55.00	25.40	14.63	156.80	33.20	6/4.8	102.8	280.0/62944	308.0

注:P表示滚子材料为塑料, C表示滚子材料为钢。  
Note: P means roller made in plastic, C means roller made in steel

## 带特殊滚轮输送链 Conveyor chains with special rollers



东华链号 Donghua Chain No.	节距 Pitch	滚子直径 Roller diameter		内节内宽 Width between innerplates	销轴直径 Pin diameter	销轴长度 Pin length	链板尺寸 Plate dimension		排距 Transverse pitch	抗拉强度 Tensile strength	平均抗拉强度 Average tensile strength	型号 Type
	P	d1 max	d8 max	b1 min	d2 max	L max	h2 max	t/T max	Pt	Q min	Q0	
	mm	mm	mm	mm	mm	mm	mm	mm	mm	kN/bf	kN	
06BF52-C 14.5/P 14.5	9.525	6.35	14.50	5.72	3.28	33.5	8.2	1.30	10.24	14.0/3147	16.1	B
06BS-3-C 15/P 15	9.525	6.35	15.00	5.72	3.28	33.5	8.2	1.30	10.24	16.9/3841	18.7	B
A06BF3S-3-C 15/P 15	9.525	6.35	15.00	5.72	3.28	33.5	8.4	1.30	10.24	16.9/3841	18.7	B
08BS-3-45-C 16	12.700	8.51	16.00	7.75	4.45	45.1	11.8	1.60	13.92	32.0/7273	38.7	A
08BS-3-45-C 17	12.700	8.51	17.00	7.75	4.45	45.1	11.8	1.60	13.92	32.0/7273	38.7	A
08BS-3-45-C 20	12.700	8.51	20.00	7.75	4.45	45.1	11.8	1.60	13.92	32.0/7273	38.7	A
08BSF1-3-45-C 17	12.700	8.51	17.00	7.75	4.45	45.5	11.8	1.60	14.23	32.0/7273	38.7	A
08BSF6-3-45-C 20	12.700	8.51	20.00	7.75	4.45	45.1	11.8	1.60	13.92	32.0/7273	38.7	B
12AF107-3-71-C 28	19.050	11.91	28.58	12.57	5.94	71.5	18.0	2.42	22.78	62.6/14072	72.0	C
12AF122-2	19.050	11.91	28.00	12.57	5.94	65.3	18.0	2.42	19.60	62.3/14005	71.6	B
12AF127-3-P 29	19.050	11.91	29.00	12.70	5.94	71.5	18.0	2.42	22.80	62.6/14072	72.0	B
12AF90-3-71-C 28	19.050	11.91	28.58	12.57	5.94	71.5	18.0	2.42	22.78	62.6/14072	72.0	B
12ASF1-3-62-C 26	19.050	11.91	25.90	12.57	5.94	62.0	18.0	2.42	17.87	62.6/14072	72.0	A
12ASF2-3-81-P 28.4	19.050	11.91	28.40	12.57	5.94	81.0	18.0	2.42	27.42	62.6/14072	72.0	B
12BF45-3-C 28/P 28	19.050	12.07	28.00	11.68	5.72	61.5	16.0	1.85	19.46	57.8/12993	66.5	B
12BS-3-62-C 24	19.050	12.07	24.00	11.68	5.72	61.5	16.0	1.85	19.46	57.8/12993	66.5	A
12BS-3-62-C 26	19.050	12.07	26.00	11.68	5.72	61.5	16.0	1.85	19.46	57.8/12993	66.5	A
12BS-3-62-C 28/P 28	19.050	12.07	28.00	11.68	5.72	61.5	16.0	1.85	19.46	57.8/12993	66.5	A
12BS-3-62-C 31	19.050	12.07	31.00	11.68	5.72	61.5	16.0	1.85	19.46	57.8/12993	66.5	B
12BSF10-3-62-C 26	19.050	12.07	26.00	11.68	5.72	61.5	16.0	1.85	19.46	86.7/19705	101.8	C
12BSF10-3-62-C 28	19.050	12.07	28.00	11.68	5.72	61.5	16.0	1.85	19.46	86.7/19705	101.8	C
16SB-3-100-C 38	25.400	15.88	38.50	17.02	8.28	99.8	21.0	4.15/3.1	31.88	160.0/35968	184.0	C
C 212BSF1-3-62-C 32	38.100	12.07	32.00	11.68	5.72	61.5	16.0	1.85	19.46	57.8/12993	66.5	B
C 2082HF80-2-PA 6	50.800	28.58	45.00	15.75	7.92	108.0	24.0	4.00	35.65	94.0/21131	108.1	C

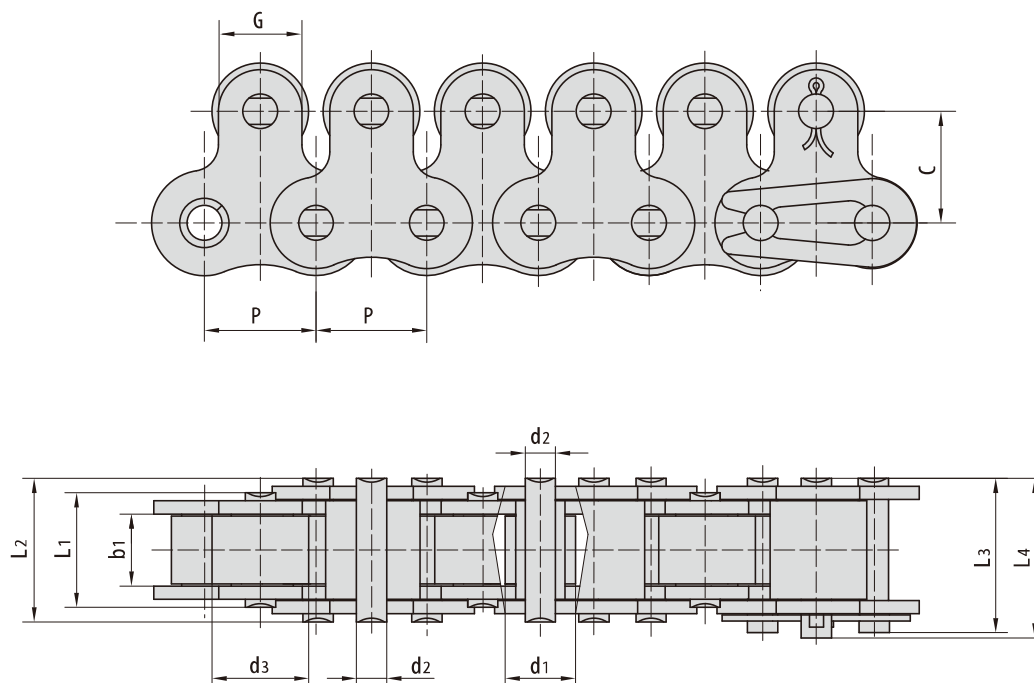
注:P表示滚子材料为塑料,C表示滚子材料为钢。

Note:P means roller made in plastic,C means roller made in steel



# 带顶滚轮短节距输送链

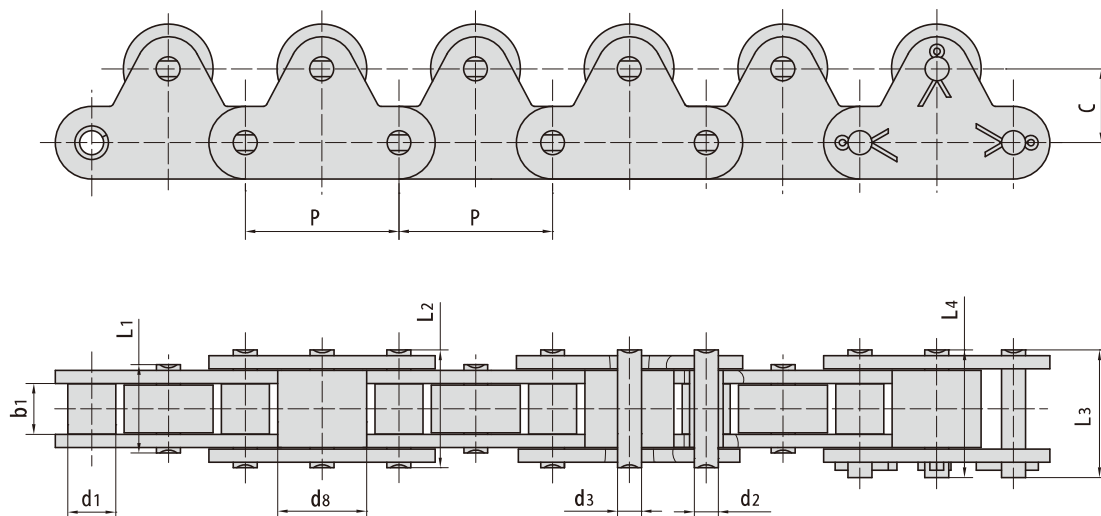
Short pitch conveyor chains with top rollers



东华链号 Donghua Chain No.	节距 Pitch	滚子直径 Roller diameter		内节内宽 Width between innerplates	销轴直径 Pin diameter	销轴长度 Pin length				附板尺寸 Attachment dimension		抗拉强度 Tensile strength	每米长重 Weight per meter
	P	d1 max	d3 max	b1 min	d2 max	L1 max	L2 max	L3 max	L4 max	G	C	Q min	q
	mm	mm	mm	mm	mm	mm	mm	mm	mm	mm	mm	kN/bf	kg/m
40-1-1LTR	12.700	7.95	11.00	7.85	3.96	13.50	16.60	17.80	18.80	9.5	12.7	14.1/3250	1.44
50-1-1LTR	15.875	10.16	15.00	9.40	5.08	16.50	20.70	22.20	23.30	12.7	15.9	22.2/4991	2.30
50-1LTRF1	15.875	19.05	19.05	9.40	5.08	16.50	20.70	22.20	-	12.7	15.9	22.2/4991	1.96
50-1LTRF2	15.875	10.16	18.00	9.40	5.08	16.50	20.70	22.20	-	12.7	15.9	22.2/4991	1.90
50-1LTRF4	15.875	10.16	19.00	9.40	5.08	-	20.70	22.20	23.30	12.7	15.9	22.2/4991	2.28
60-1-1LTR	19.050	11.91	18.00	12.57	5.94	21.00	25.90	27.70	28.30	15.9	18.3	31.8/7227	3.40
80-1-1LTR	25.400	15.88	24.00	15.75	7.92	26.20	32.70	35.00	36.50	19.1	24.6	56.7/12746	5.90
80-1LTRF1	25.400	15.88	25.58	15.75	7.92	26.20	32.70	-	36.50	19.1	24.6	56.7/12746	4.42
100-1-1LTR	31.750	19.05	30.00	18.90	9.53	32.30	40.40	44.70	44.70	25.4	31.8	88.5/20114	8.90

# 带顶滚轮双节距输送链

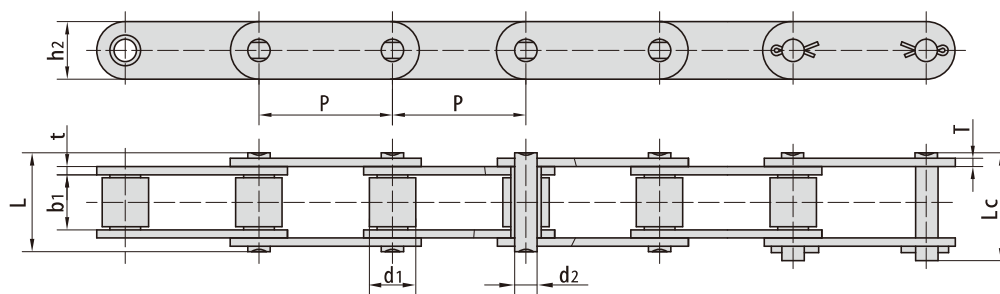
Double pitch conveyor chains with top rollers



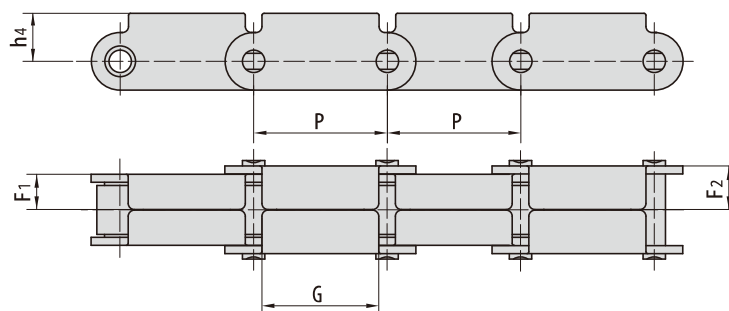
东华链号 Donghua Chain No.	节距 Pitch	滚子直径 Roller diameter		内节内宽 Width between innerplates	销轴直径 Pin diameter	销轴长度 Pin length				附件尺寸 Attachment dimension		抗拉强度 Tensile strength	每米长重 Weight per meter
	P	d1 max	d8 max	b1 min	d2 max	L1 max	L2 max	L3 max	L4 max	C	d3	Q min	q
	mm	mm	mm	mm	mm	mm	mm	mm	mm	mm	mm	kN/bf	kg/m
C 2040-1LTR	25.40	7.95	15.88	7.85	3.96	13.50	16.6	17.8	18.8	12.7	3.96	14.1/3205	1.31
C 2040-1LTR F2	25.40	7.95	15.88	7.85	3.96	13.50	16.6	17.8	18.8	15.0	3.96	14.1/3205	1.24
C 2040-1LTR F3	25.40	7.95	15.88	7.85	3.96	13.50	16.6	17.8	18.8	15.0	3.96	10.0/2248	1.12
C 2050-1LTR	31.75	10.16	19.05	9.40	5.08	16.50	20.7	22.2	23.3	15.9	5.08	22.2/5045	2.03
C 2050-1LTR F3	31.75	10.16	19.05	9.40	5.08	16.50	20.7	22.2	23.3	19.0	5.08	22.2/5045	1.91
C 2060-1LTR	38.10	11.91	22.23	12.57	5.94	20.70	25.9	27.5	27.5	23.0	5.94	31.8/7227	2.89
C 2060-1LTR F6	38.10	11.91	22.23	15.57	5.94	21.00	25.9	27.7	28.3	23.0	5.94	31.8/7227	2.80
C 2060H-1LTR F7	38.10	5.94	28.00	12.57	5.94	22.40	29.2	31.6	-	18.3	5.94	31.1/6991	1.61
C 2080-1LTR	50.80	15.88	28.58	15.75	7.92	26.20	32.7	35.0	36.5	29.0	11.50	56.7/12886	4.54
C 2080H-1LTR	50.80	15.88	28.55	15.75	7.92	29.28	36.2	38.9	41.6	29.0	11.10	55.6/12499	5.50
C 2100-1LTR	63.50	19.05	39.67	18.90	9.53	32.30	40.4	44.7	44.7	35.4	14.50	88.5/20114	7.72
C 2100-1LTR F2	63.50	19.05	39.67	18.90	9.53	32.30	40.4	44.7	44.7	31.8	9.53	88.5/20114	7.42

## 木材输送链及附件

## Lumber conveyor chains & attachments



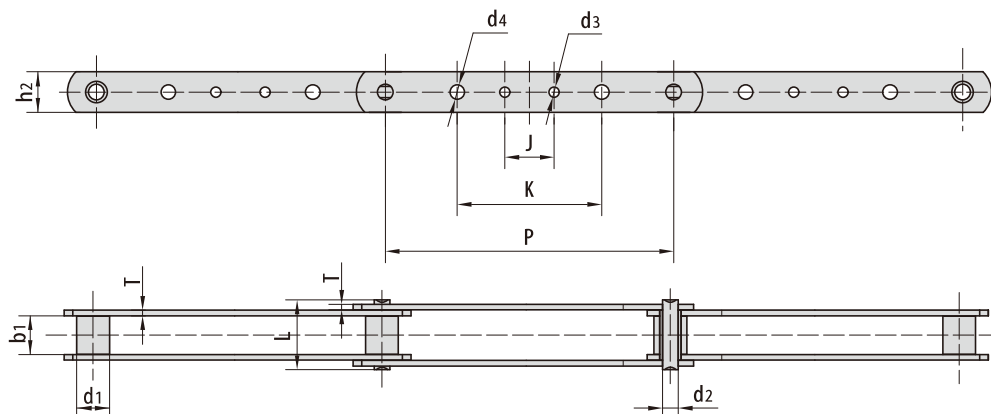
东华链号 Donghua Chain No.	节距 Pitch	滚子直径 Roller diameter	内节内宽 Width between inner plates	销轴直径 Pin diameter	销轴长度 Pin length		内链板高度 Inner plate depth	链板厚度 Plate thickness	抗拉强度 Tensile strength	平均抗拉强度 Average tensile strength	每米长重 Weight per meter
	P	d1 max	b1 min	d2 max	L max	Lc max	h2 max	t/T max	Q <sub>m</sub> in	Q <sub>0</sub>	q
	mm	mm	mm	mm	mm	mm	mm	mm	kN/bf	kN	kg/m
P 42.47F1	42.47	22.20	27.00	11.10	49.0	53.5	28.60	4.00	97.0/21806	106.7	4.74
500R	50.00	25.40	25.40	14.63	52.0	56.4	40.00	5.00	100.0/22727	114.5	7.13
500RF1	50.00	25.40	25.40	14.63	53.4	60.1	40.00	5.00	120.0/29376	132.0	7.23
81X	66.27	23.00	27.00	11.10	49.0	53.5	28.50	4.00	106.7/24250	128.9	3.78
81XF14	66.27	23.00	27.00	11.10	50.8	53.8	28.70	4.00	85.5/19426	91.4	3.78
81XH	66.27	23.00	27.78	11.10	60.7	65.1	31.35	7.94/5.55	151.9/34523	175.7	5.88
81XHE	66.27	22.20	27.00	11.10	59.5	63.0	28.50	6.30	83.3/18927	89.1	5.09
81XHH	66.27	23.00	27.78	11.10	65.6	70.0	31.35	7.94	191.1/43432	212.6	6.70
81XHS	66.27	23.00	27.00	11.10	63.6	68.0	31.80	7.60	152.0/34545	177.2	6.55
441.100R	100.00	25.40	25.40	14.63	52.0	56.4	40.00	5.00	100.0/22727	114.5	5.15
P 100F271	100.00	25.40	25.40	14.63	54.0	58.0	40.00	5.00	100.0/22480	110.0	5.22



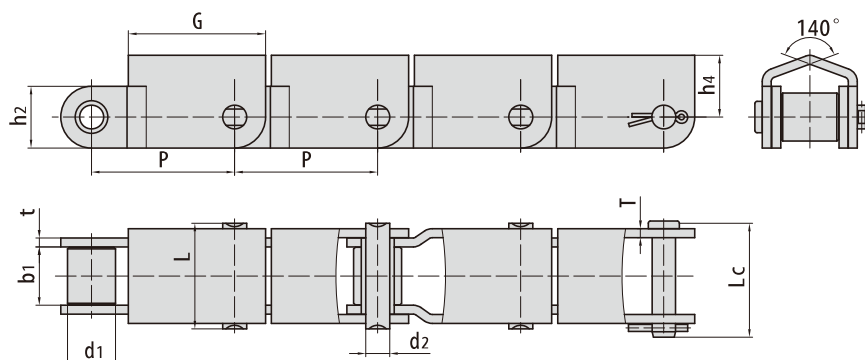
东华链号 Donghua Chain No.	P	F1	F2	G	h4
	mm	mm	mm	mm	mm
81XF1(RT)	66.27	17.50	21.80	58.00	23.85

# 木材输送链及附件

## Lumber conveyor chains & attachments



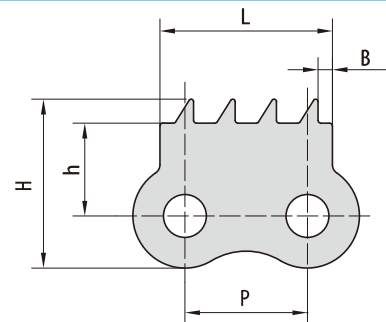
东华链号 Donghua Chain No.	节距 Pitch	滚子直径 Roller diameter	内节内宽 Width between inner plates	销轴尺寸 Pin dimension		链板尺寸 Plate dimension					链板厚度 Plate thickness	抗拉强度 Tensile strength	平均抗拉强度 Average tensile strength	每米长重 Weight per meter
	P	d1 max	b1 min	d2 max	L max	h2 max	d3 max	d4 max	J max	K max	T max	Q min	Q <sub>0</sub>	q
	mm	mm	mm	mm	mm	mm	mm	mm	mm	mm	mm	kN/bf	kN	kg/m
3939-B4	203.2	23.0	27.0	11.1	49.0	28.58	7.2	7.2	38.1	101.6	4.0	115.58/26268	136.5	2.45
3939-B21	203.2	23.0	27.0	11.1	49.0	28.58	7.2	-	38.1	-	4.0	115.58/26268	136.5	2.45
3939-B23	203.2	23.0	27.0	11.1	49.0	28.58	-	10.3	-	92.1	4.0	115.58/26268	136.5	2.45
3939-B24	203.2	23.0	27.0	11.1	49.0	28.58	-	7.2	-	101.6	4.0	115.58/26268	136.5	2.48
3939-B40	203.2	23.0	27.0	11.1	49.0	28.58	-	10.3	-	101.6	4.0	115.58/26268	136.5	2.45
3939-B43	203.2	23.0	27.0	11.1	49.0	28.58	7.2	10.3	38.1	92.1	4.0	115.58/26268	136.5	2.42
3939-B44	203.2	23.0	27.0	11.1	49.0	28.58	7.2	10.3	38.1	101.6	4.0	115.58/26268	136.5	2.45
3939H-B4	203.2	23.0	27.0	11.1	58.0	28.60	-	7.2	38.0	102.0	6.4	150.00/34082	172.5	3.51



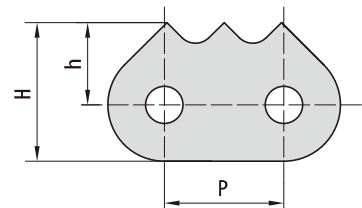
东华链号 Donghua Chain No.	节距 Pitch	滚子直径 Roller diameter	内节内宽 Width between inner plates	销轴直径 Pin diameter	销轴长度 Pin length		链板尺寸 Plate dimension				抗拉强度 Tensile strength	每米长重 Weight per meter
	P	d1 max	b1 min	d2 max	L max	Lc max	h2 max	t/T max	G	h4	Q min	q
	mm	mm	mm	mm	mm	mm	mm	mm	mm	mm	kN/bf	kg/m
P 66.27F6	66.27	22.23	27.00	11.10	49.00	53.80	28.60	4.15	63.50	28.60	97.8/21985	5.25

## 尖齿链 Sharp top chains

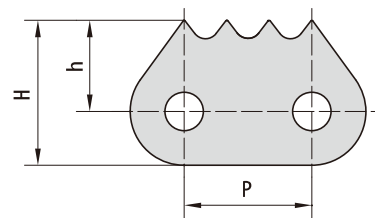
东华链号 Donghua Chain No.	P	h	H	B	L
	mm	mm	mm	mm	mm
08B-940	12.70	9.60	17.50	1.50	17.90



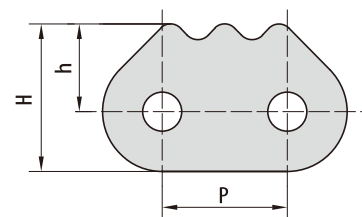
东华链号 Donghua Chain No.	P	h	H
	mm	mm	mm
16AF1	25.40	17.5	29.50
C 16A-3PEP	25.40	17.4	29.00
C 16BF3	25.40	18.7	29.20



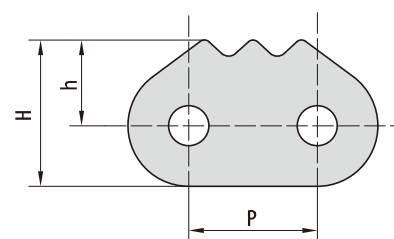
东华链号 Donghua Chain No.	P	h	H
	mm	mm	mm
12BF3	19.05	13.5	21.5
C 16A-1170	25.40	16.5	28.0
16B-1170	25.40	16.0	26.5
16B-1172	25.40	15.0	25.5
C 24B-4STC	38.10	18.3	35.0



东华链号 Donghua Chain No.	P	h	H
	mm	mm	mm
C 60F2	19.05	13.38	22.48



东华链号 Donghua Chain No.	P	h	H
	mm	mm	mm
12B-910	19.05	13.70	21.70
60-910	19.05	12.70	21.70
C 16A-1-3PEPF1	25.40	17.50	29.50
C 100-1-3STC	31.75	19.15	34.15
C 24A-1-3STC	38.10	23.10	40.90



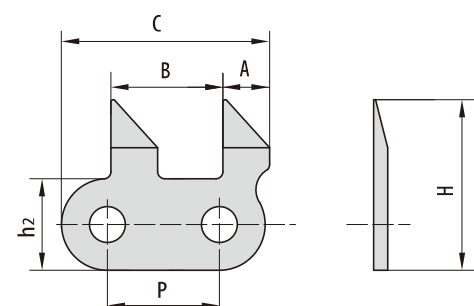
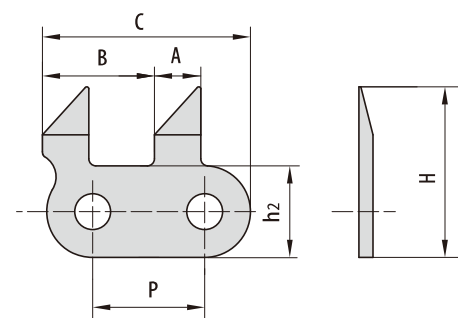
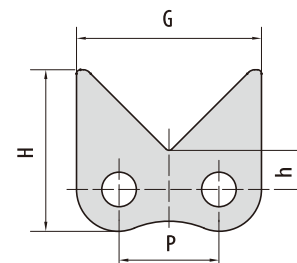
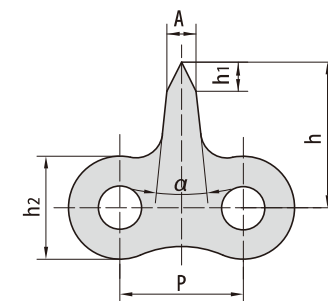
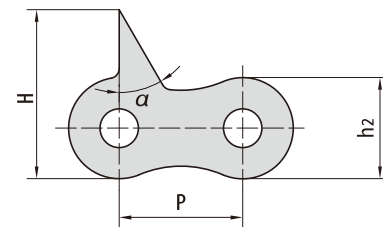
## 尖齿链 Sharp top chains

东华链号 Donghua Chain No.	P	h <sub>2</sub>	H	$\alpha$
	mm	mm	mm	
08A-D2-F1	12.7	10.4	17.4	30°
08AF34	12.7	10.4	17.9	30°

东华链号 Donghua Chain No.	P	h <sub>1</sub>	h <sub>2</sub>	h	A	$\alpha$
	mm	mm	mm	mm	mm	
08BF21	12.7	3.0	10.6	15.0	3.0	12°

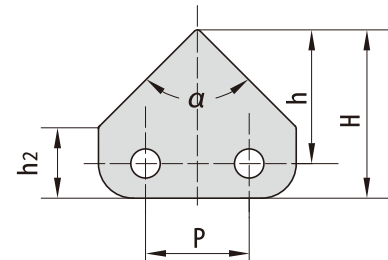
东华链号 Donghua Chain No.	P	H	h	G
	mm	mm	mm	mm
08BF73	12.7	20.5	5.0	23.5

东华链号 Donghua Chain No.	P	A	B	C	h <sub>2</sub>	H
	mm	mm	mm	mm	mm	mm
10AF8	15.875	6.6	15.875	29.5	13.0	24.2

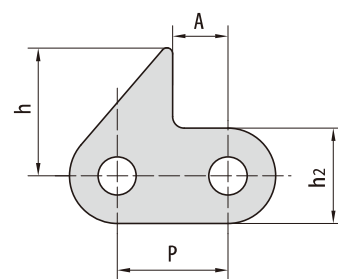


## 尖齿链 Sharp top chains

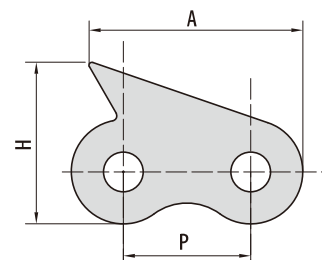
东华链号 Donghua Chain No.	P	H	h	h <sub>2</sub>	$\alpha$
	mm	mm	mm	mm	
41F6	12.7	20.6	16.35	8.70	90°



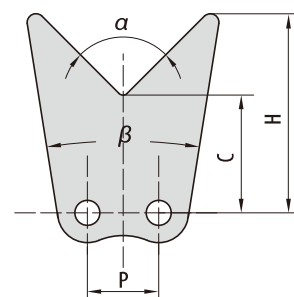
东华链号 Donghua Chain No.	P	h <sub>2</sub>	h	A
	mm	mm	mm	mm
06BF1	9.525	8.20	11.00	4.76
06BF37	9.525	8.20	10.00	4.76
08AF41	12.700	10.40	11.80	6.35
10AF78	15.875	15.09	16.88	9.72
16B-1STCF6	25.400	21.00	27.50	0.70
16BF97-STC	25.400	21.00	23.50	2.70
C210AH-1STCF1	31.750	15.00	13.50	20.00



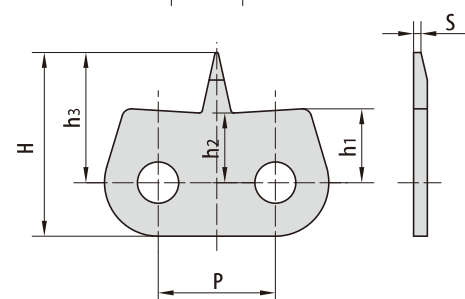
东华链号 Donghua Chain No.	P	H	A
	mm	mm	mm
08BF44	12.7	16.30	23.30
08AF8	12.7	16.13	21.34



东华链号 Donghua Chain No.	P	C	H	$\alpha$	$\beta$
	mm	mm	mm		
428H JF1	12.7	21.5	36.15	90°	18°
428H JF2	12.7	14.5	33.60	90°	34°



东华链号 Donghua Chain No.	P	h <sub>1</sub>	h <sub>2</sub>	h <sub>3</sub>	H	s
	mm	mm	mm	mm	mm	mm
08BF11	12.70	8.0	7.8	14.1	19.9	0.8



## 尖齿链 Sharp top chains

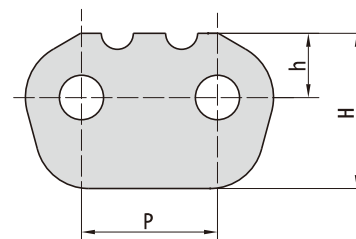
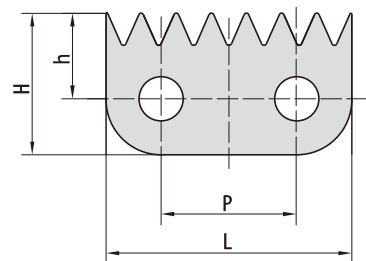
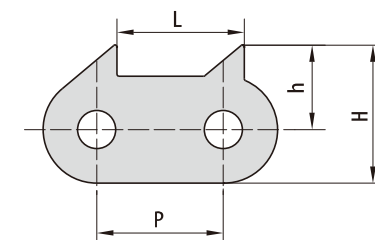
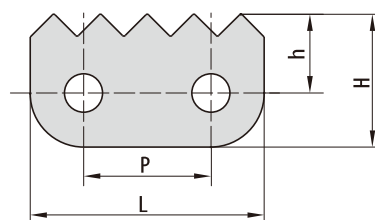
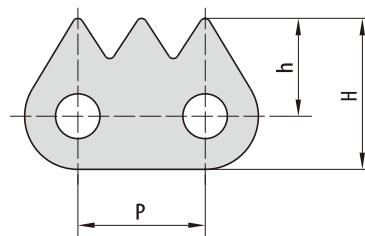
东华链号 Donghua Chain No.	P	h	H
	mm	mm	mm
08BF71	12.70	9.75	15.05

东华链号 Donghua Chain No.	P	h	H	L
	mm	mm	mm	mm
C 10B-5STCF1	15.875	11.3	18.8	30.9
10AF41-2	15.875	11.5	19.0	30.9
12B-911	19.050	11.9	20.0	35.0

东华链号 Donghua Chain No.	P	h	H	L
	mm	mm	mm	mm
C 12B-9010	19.05	13.00	21.00	19.05
C 12B-940	19.05	13.20	22.30	19.75
C 60-2STCF1	19.05	12.95	21.95	19.80
C 60-2STCF2	19.05	13.30	22.40	19.80
C 12B-1-9010	19.05	12.50	20.50	19.05
C 16B-1160	25.40	17.00	27.50	25.40
C 16B-1161	25.40	17.00	27.50	25.40
C 16A-1160	25.40	18.00	29.50	25.40
C 16A-1-1160F2	25.40	18.00	29.50	25.40
C 24B-2STCF1	38.10	19.50	35.50	25.00

东华链号 Donghua Chain No.	P	h	H	L
	mm	mm	mm	mm
16B-1187	25.40	16.00	26.50	46.00

东华链号 Donghua Chain No.	P	h	H
	mm	mm	mm
16BF45	25.40	12.00	29.00





## 尖齿链 Sharp top chains

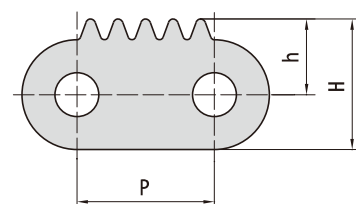
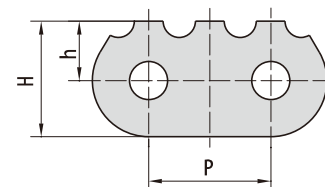
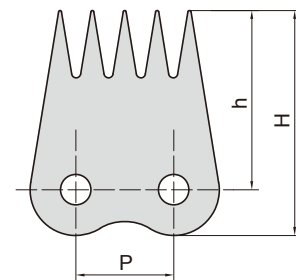
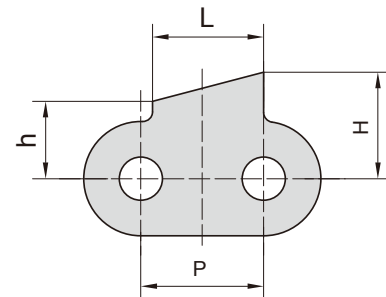
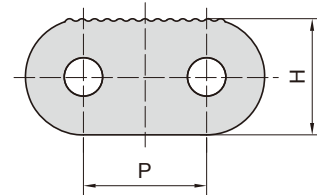
东华链号 Donghua Chain No.	P	H
	mm	mm
C 40-13STC	12.70	12.00

东华链号 Donghua Chain No.	P	h	H	L
	mm	mm	mm	mm
08BF128	12.70	8.00	11.00	11.50

东华链号 Donghua Chain No.	P	h	H
	mm	mm	mm
12AF91	19.05	34.90	43.80

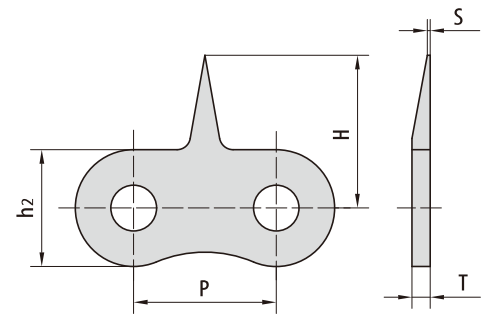
东华链号 Donghua Chain No.	P	h	H
	mm	mm	mm
60-911	19.05	9.25	18.00
60-912	19.05	9.20	17.95

东华链号 Donghua Chain No.	P	h	H
	mm	mm	mm
LL1044F1	15.875	8.73	15.08

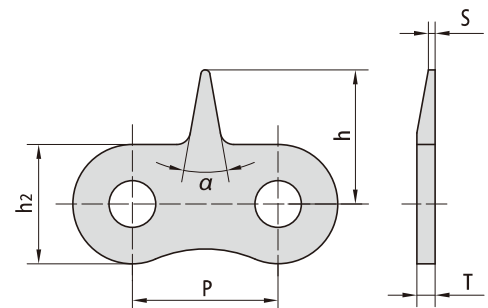


## 尖齿链 Sharp top chains

东华链号 Donghua Chain No.	P	h <sub>2</sub>	H	S	T
	mm	mm	mm	mm	mm
08AF29	12.700	10.60	15.6	—	1.50
08BF90	12.700	10.60	17.0	0.3	1.60
08B-1STCF15	12.700	10.20	17.0	—	1.60
10AF2	15.875	13.00	17.0	0.3	2.03
10AF15	15.875	15.09	17.0	—	2.03
10AF23	15.875	13.00	20.8	0.3	2.03
10AF48	15.875	13.00	16.9	—	2.03
10BF50	15.875	13.70	17.0	0.3	1.70
10AF58	15.875	15.09	17.0	—	2.03



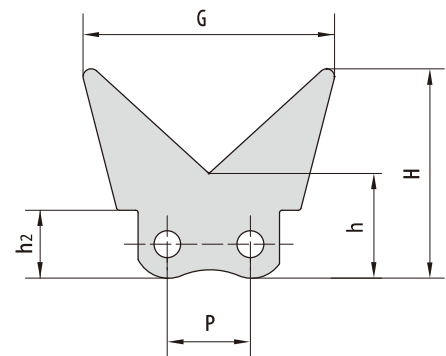
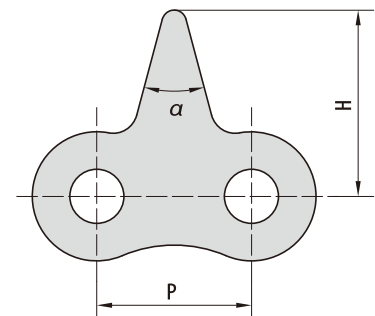
东华链号 Donghua Chain No.	P	h <sub>2</sub>	h	T	S	α
	mm	mm	mm	mm	mm	
08BF25	12.70	10.6	15.6	1.60	—	30°
08BF29	12.70	10.6	14.5	1.60	0.8	30°
08BF30	12.70	10.6	14.5	1.60	0.3	30°
08BF35	12.70	10.6	21.5	1.60	0.6	30°
08BF67	12.70	10.6	16.1	1.60	0.3	30°
08BF195	12.70	10.6	14.5	1.60	0.4	30°
08AF10	12.70	10.6	15.6	1.50	—	30°
12B-1STCF1	19.05	15.0	19.0	1.85	—	30°
12AF33	19.05	15.6	19.7	2.42	0.6	18°



# 尖齿链

## Sharp top chains

东华链号 Donghua Chain No.	P	H	$\alpha$
	mm	mm	
06BF39	9.525	11.00	30°
08AF10	12.700	15.60	30°
08BF30	12.700	14.50	30°
08BF38	12.700	14.60	40°
08BF5	12.700	15.30	30°
08BF51	12.700	14.00	50°
08BF56	12.700	14.40	30°
08BF86	12.700	15.00	50°
08BSF11	12.700	14.60	40°
08A-1STCF10	12.700	13.80	30°
08AF66	12.700	17.10	45°
41-1STCF1	12.700	14.60	30°
08B-1STCF22	12.700	13.84	30°
08B-1STCF23	12.700	18.84	30°
08B-1STCF28	12.700	14.60	40°
08BF140	12.700	12.50	30°
08BF141	12.700	14.50	30°
10AF7	15.875	15.88	21°
10BF40	15.875	17.40	25°
10AF61	15.875	17.00	20°
10B-1STCF3	15.875	21.00	26°
10B-1STCF4	15.875	18.00	45°
12A-1STCF1	19.050	25.00	28°
12B-1STCF1	19.050	19.00	30°
12A-1STCF2	19.050	28.00	30°
16AF44	25.400	31.80	50°
16A-1STCF4	25.400	29.80	40°
16A-1STCF5	25.400	31.75	60°
20A-1STCF1	31.750	53.00	82.1°

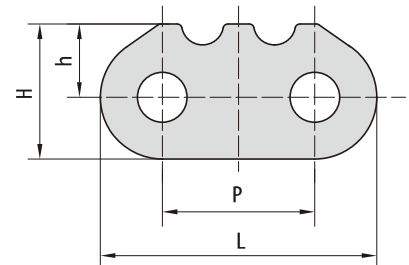


东华链号 Donghua Chain No.	P	H	h	h2	G
	mm	mm	mm	mm	mm
50F21	15.875	40.0	20.0	13.0	48.0

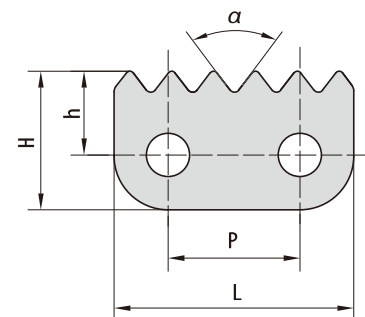
# 尖齿链

## Sharp top chains

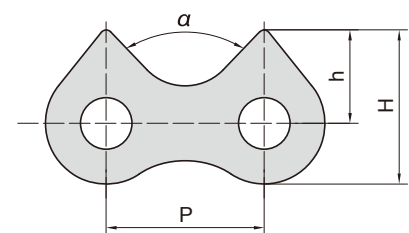
东华链号 Donghua Chain No.	P	L	h	H
	mm	mm	mm	mm
16B-1180	25.40	46.00	12.2	22.5



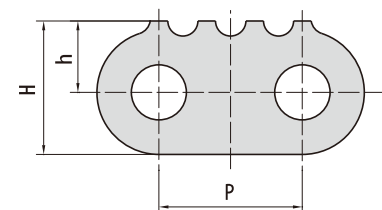
东华链号 Donghua Chain No.	P	L	h	H	$\alpha$
	mm	mm	mm	mm	
25HF5-6STC	6.35	5.8	8.8	12.2	90°
16B-1185	25.40	46.0	16.0	26.5	75°
16B-6STC	25.40	46.0	16.0	26.5	73.4°



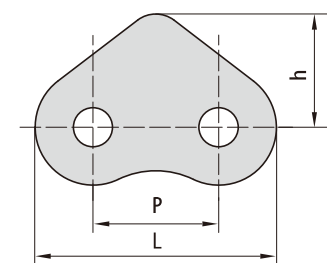
东华链号 Donghua Chain No.	P	h	H	$\alpha$
	mm	mm	mm	
16B-2STCF1	25.40	15.0	24.75	88°
20A-2STCF1	31.75	23.0	35.95	80°
20A-2STCF3	31.75	23.0	35.95	82°
32B-2STCF1	50.80	34.0	55.00	91.46°



东华链号 Donghua Chain No.	P	h	H
	mm	mm	mm
24B-1810	38.10	19.00	35.50
120F6	38.10	21.00	35.50

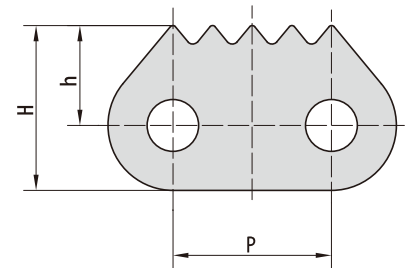


东华链号 Donghua Chain No.	P	L	h
	mm	mm	mm
16BF5	25.40	48.8	22.90
16BF6	25.40	46.0	30.00

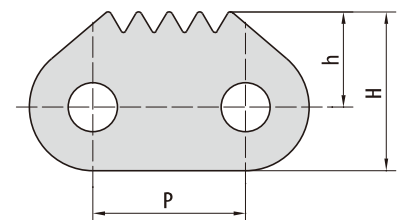


## 尖齿链 Sharp top chains

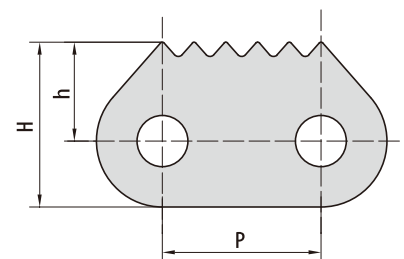
东华链号 Donghua Chain No.	P	h	H
	mm	mm	mm
C 12BF56-STC	19.05	13.00	22.00
16A-1171	25.40	16.00	26.40
C 16A-5PEP	25.40	17.40	29.00
C 16AF2	25.40	17.50	29.50
C 16A-5PEPF1	25.40	17.30	29.50
C 16BF2	25.40	18.70	29.20
16BF24	25.40	16.00	26.40
26BF29	25.40	15.90	26.40
C 16A-2-5PEPF1	25.40	17.30	29.50
16B-5STCF3	25.40	13.70	24.20
16B-5STCF4	25.40	13.90	24.40
16B-5STCF5	25.40	13.50	24.00
C 100-2-5STC	31.75	20.70	35.43
C 24B-1831	38.10	22.50	39.00
24A-1-STC	38.10	21.00	38.05



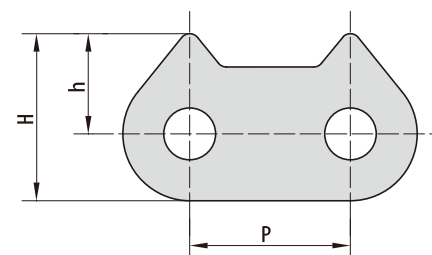
东华链号 Donghua Chain No.	P	h	H
	mm	mm	mm
C 20BF9	31.75	19.80	33.00



东华链号 Donghua Chain No.	P	h	H
	mm	mm	mm
20BF8	31.75	19.80	33.00
20B-1310	31.75	19.80	33.00
20B-6STCF1	31.75	16.50	30.00
C 24B-6STCF1	38.10	23.50	40.00



东华链号 Donghua Chain No.	P	h	H
	mm	mm	mm
20B-1350	31.75	19.80	33.00



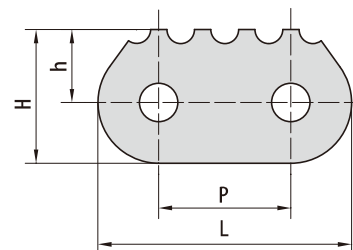
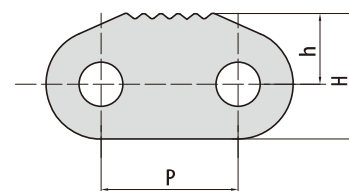
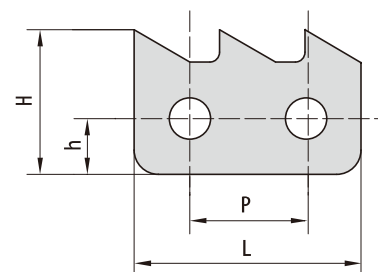
## 尖齿链 Sharp top chains

东华链号 Donghua Chain No.	P	L	h	H
	mm	mm	mm	mm
20AF1	31.75	57.20	14.75	35.84

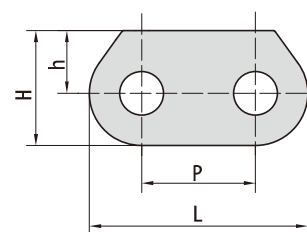
东华链号 Donghua Chain No.	P	h	H
	mm	mm	mm
20B-6STC	31.75	16.50	29.20

东华链号 Donghua Chain No.	P	L	h	H
	mm	mm	mm	mm
C 20A-1-4STC	31.75	46.75	18.3	33.3
120-1802	38.10	73.10	21.0	38.5
24B-1809	38.10	73.10	21.0	38.5

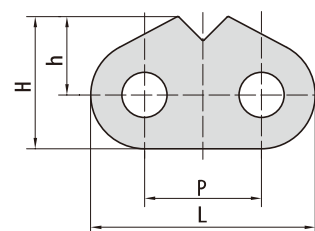
东华链号 Donghua Chain No.	P	L	h	H
	mm	mm	mm	mm
24B-1805	38.10	73.10	21.0	38.5
24B-1807	38.10	73.10	25.5	43.0
C 24B-1820	38.10	73.10	21.0	38.5



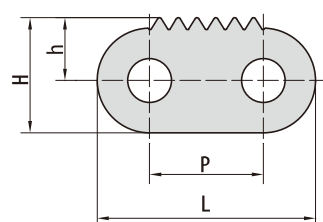
24B-1805



24B-1807



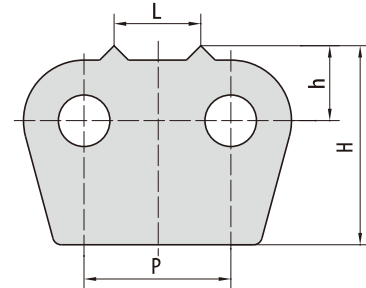
C 24B-1820



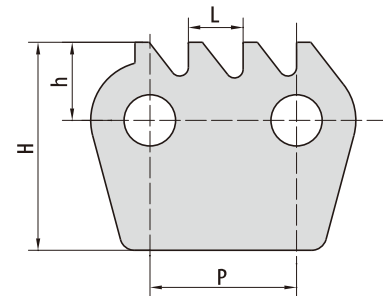
## 尖齿链

Sharp top chains

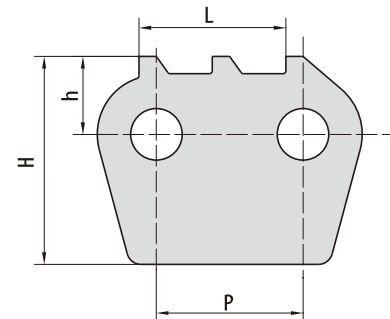
东华链号 Donghua Chain No.	P	h	H	L
	mm	mm	mm	mm
32BF4	50.80	26.00	70.00	30.00



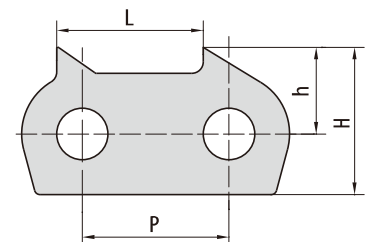
东华链号 Donghua Chain No.	P	h	H	L
	mm	mm	mm	mm
32B-1875	50.80	27.00	72.00	19.00
32BF20-1875	50.80	30.00	74.00	13.50



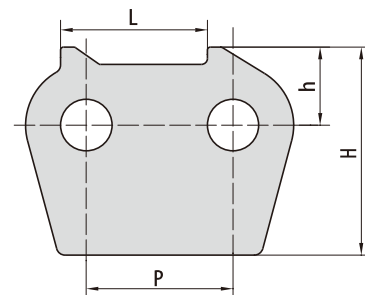
东华链号 Donghua Chain No.	P	h	H	L
	mm	mm	mm	mm
32B-1876	50.80	27.00	72.00	50.80



东华链号 Donghua Chain No.	P	h	H	L
	mm	mm	mm	mm
32B-1877	50.80	30.00	51.00	50.80

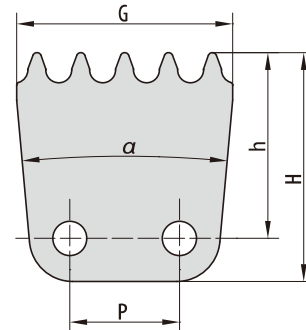


东华链号 Donghua Chain No.	P	h	H	L
	mm	mm	mm	mm
32B-1878	50.80	27.00	72.00	50.80

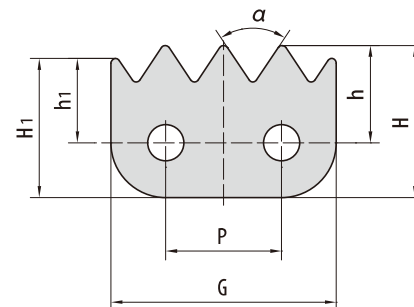


## 尖齿链 Sharp top chains

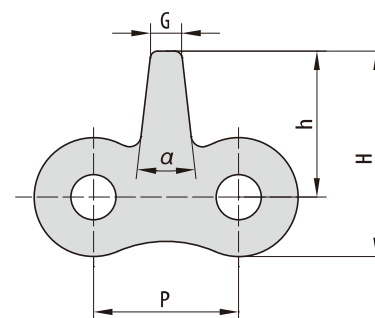
东华链号 Donghua Chain No.	P	G	h	H	$\alpha$
	mm	mm	mm	mm	
08A-5STCF7	12.700	25.00	21.50	26.50	10°
08B-5STCF1	12.700	25.00	20.00	25.00	11°
08B-5STCF5	12.700	25.20	21.00	26.00	11°



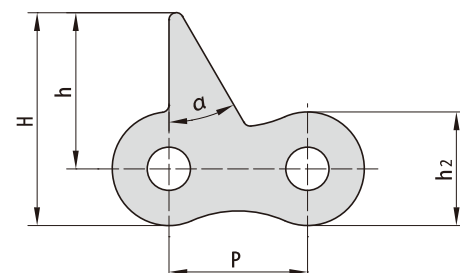
东华链号 Donghua Chain No.	P	G	h <sub>1</sub>	H <sub>1</sub>	h	H	$\alpha$
	mm	mm	mm	mm	mm	mm	
08A-5STCF1	12.7	24.7	9.25	15.25	10.65	16.65	67°



东华链号 Donghua Chain No.	P	G	h	H	$\alpha$
	mm	mm	mm	mm	
12A-1STCF6	19.050	4.00	19.20	27.00	15°



东华链号 Donghua Chain No.	P	h	h <sub>2</sub>	H	$\alpha$
	mm	mm	mm	mm	
12A-1STCF4	19.050	24.20	15.60	32.00	30°

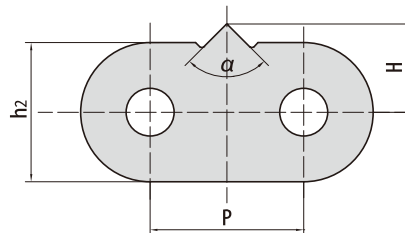




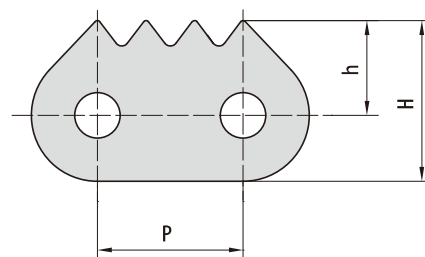
# 尖齿链

## Sharp top chains

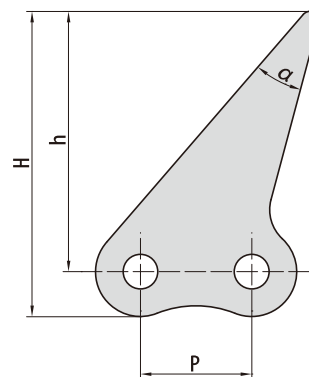
东华链号 Donghua Chain No.	P	h <sub>2</sub>	H	$\alpha$
	mm	mm	mm	
80-STCF1	25.400	23.00	14.70	90°



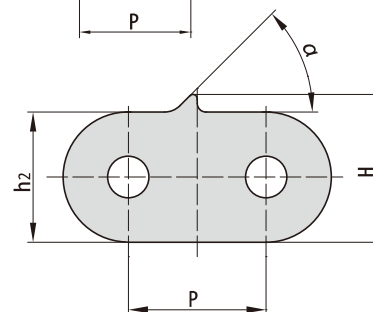
东华链号 Donghua Chain No.	P	h	H
	mm	mm	mm
C 16A-2-4STCF1	25.400	16.50	28.00
16B-2-1172F1	25.400	15.00	25.50
C 20A-1-4STCF1	31.750	20.50	35.50



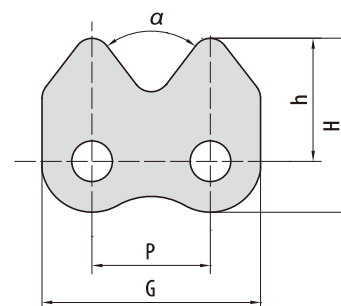
东华链号 Donghua Chain No.	P	h	H	$\alpha$
	mm	mm	mm	
16A-1STCF3	25.40	62.00	72.25	26°



东华链号 Donghua Chain No.	P	h <sub>2</sub>	H	$\alpha$
	mm	mm	mm	
C 20A-2-1STC	31.75	30.00	35.43	45°

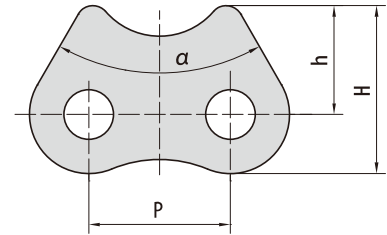


东华链号 Donghua Chain No.	P	G	h	H	$\alpha$
	mm	mm	mm	mm	
06B-2STCF2	9.42	17.60	9.90	14.00	75°

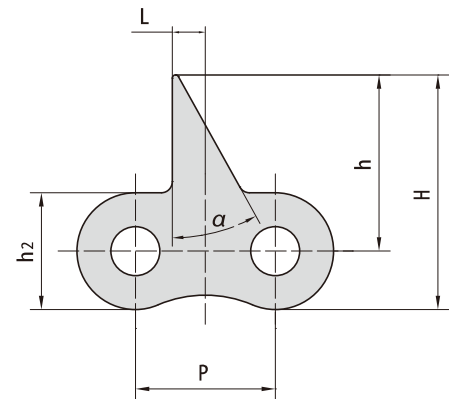


## 尖齿链 Sharp top chains

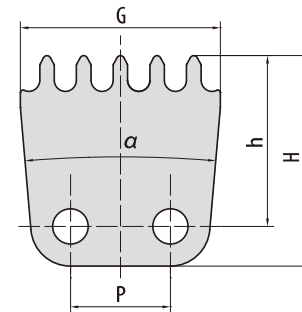
东华链号 Donghua Chain No.	P	h	H	$\alpha$
	mm	mm	mm	
08B-2STCF1	12.70	9.80	15.10	60°



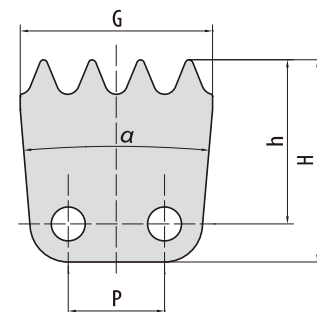
东华链号 Donghua Chain No.	P	h <sub>2</sub>	h	H	L	$\alpha$
	mm	mm	mm	mm	mm	
08B-1STCF30	12.70	10.60	16.00	21.30	3.00	60°



东华链号 Donghua Chain No.	P	G	h	H	$\alpha$
	mm	mm	mm	mm	
08B-5STCF3	12.70	25.20	21.50	26.50	11°
08B-5STCF4	12.70	25.20	21.50	26.50	10°

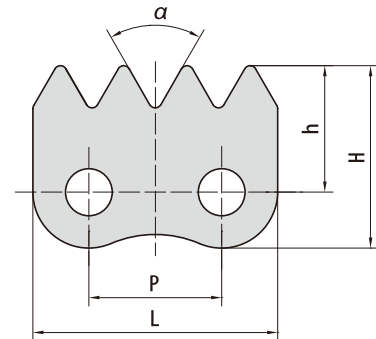


东华链号 Donghua Chain No.	P	G	h	H	$\alpha$
	mm	mm	mm	mm	
08B-4STCF2	12.70	25.20	21.50	26.50	9.8°

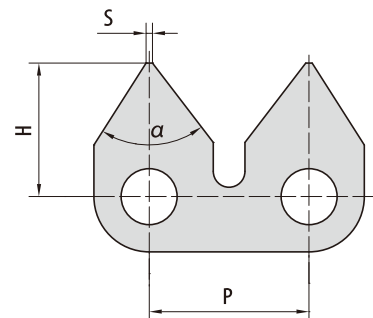


## 尖齿链 Sharp top chains

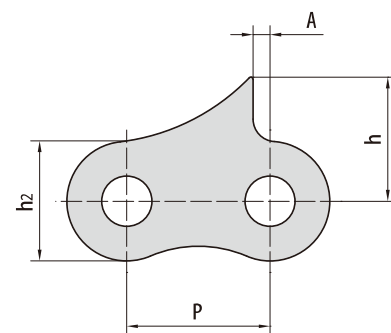
东华链号 Donghua Chain No.	P	L	h	H	$\alpha$
	mm	mm	mm	mm	
08B-4STCF1	12.70	23.30	12.00	17.30	60°



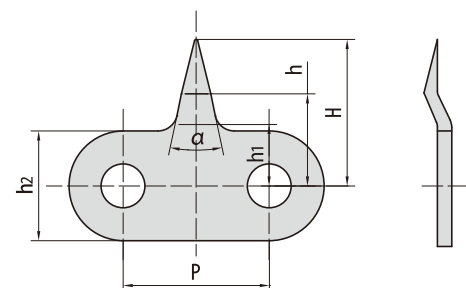
东华链号 Donghua Chain No.	P	H	S	$\alpha$
	mm	mm	mm	
08B-2STCF2	12.70	10.60	0.50	30°



东华链号 Donghua Chain No.	P	h <sub>2</sub>	h	A
	mm	mm	mm	mm
08BF161	12.70	10.60	11.00	1.50

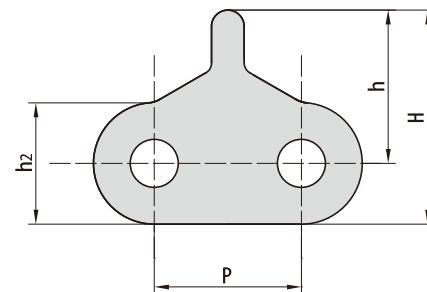


东华链号 Donghua Chain No.	P	h <sub>1</sub>	h <sub>2</sub>	h	H	$\alpha$
	mm	mm	mm	mm	mm	
C 12B-1STCF3	19.050	8.00	14.30	12.00	20.00	24°

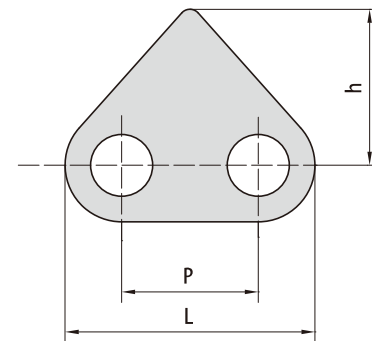


## 尖齿链 Sharp top chains

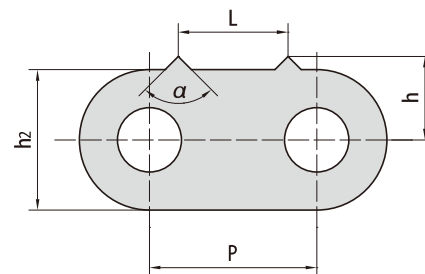
东华链号 Donghua Chain No.	P	h <sub>2</sub>	h	H
	mm	mm	mm	mm
C 16B-1STCF4	25.40	21.00	26.50	37.00



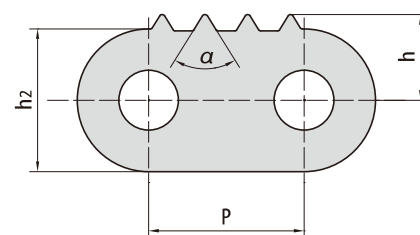
东华链号 Donghua Chain No.	P	L	h
	mm	mm	mm
16B-1STCF3	25.400	46.00	30.00



东华链号 Donghua Chain No.	P	h <sub>2</sub>	h	L	α
	mm	mm	mm	mm	
24B-2STC	38.10	32.00	19.00	25.00	90°

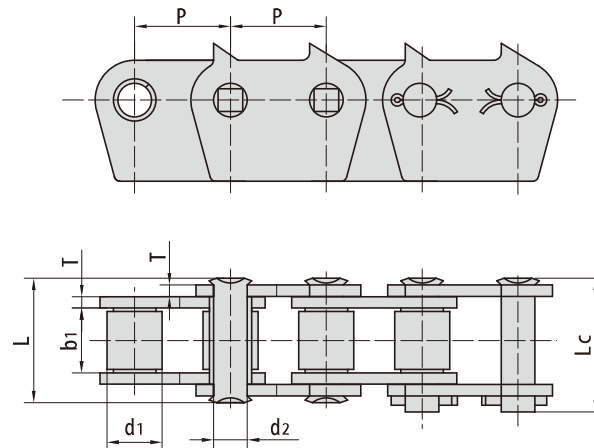


东华链号 Donghua Chain No.	P	h <sub>2</sub>	h	α
	mm	mm	mm	
C 24BSA0F1-4STC	38.10	35.00	21.00	64°



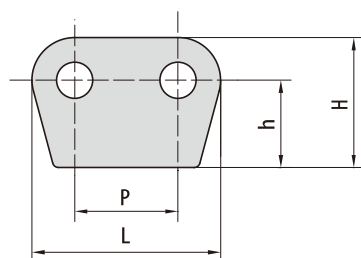
# 尖齿链

## Sharp top chains

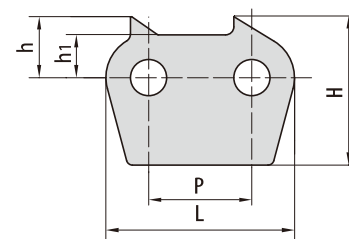


东华链号 Donghua Chain No.	节距 Pitch	滚子直径 Roller diameter	内节内宽 Width between inner plates	销轴直径 Pin diameter	销轴长度 Pin length		链板厚度 Plate thickness	抗拉强度 Tensile strength	平均抗拉强度 Average tensile strength	每米长重 Weight per meter
	$P$	$d_1$ max	$b_1$ min	$d_2$ max	$L$ max	$L_c$ max	$T$ max	$Q_{min}$	$Q_0$	$q$
	mm	mm	mm	mm	mm	mm	mm	kN/bf	kN	kg/m
32B-1-1872	50.8	29.21	33.0	17.81	66.0	71.0	6.0	250.0/56818	275.0	13.54

32B-1872



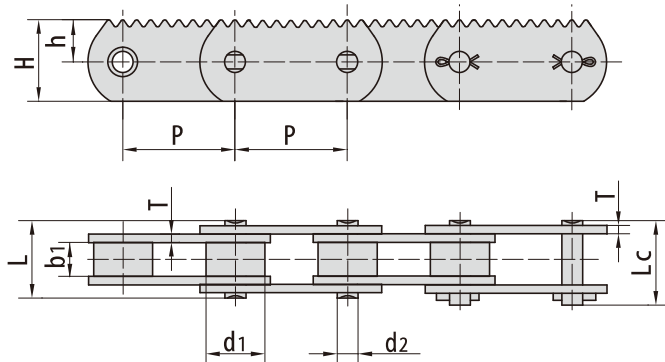
32B-1874  
32B-1900F1  
32BF15  
C 32B-1874F1



东华链号 Donghua Chain No.	$P$	$L$	$h_1$	$h$	$H$
	mm	mm	mm	mm	mm
32B-1872	50.8	92.8	-	43.0	64.0
32B-1874	50.8	92.8	21.0	30.0	73.0
32B-1900F1	50.8	92.8	21.0	30.0	75.0
32BF15	50.8	91.8	20.0	45.0	75.0
C 32B-1874F1	50.8	92.8	21.0	40.0	83.0

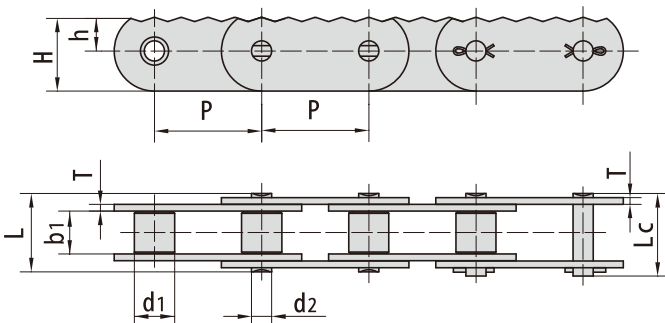
# 尖齿链

## Sharp top chains



东华链号 Donghua Chain No.	P	h	H
	mm	mm	mm
P 80	80.0	30	58

东华链号 Donghua Chain No.	节距 Pitch	滚子直径 Roller diameter	内节内宽 Width between inner plates	销轴直径 Pin diameter	销轴长度 Pin length		链板厚度 Plate thickness	抗拉强度 Tensile strength	平均抗拉强度 Average tensile strength	每米长重 Weight per meter
	P	d1 max	b1 min	d2 max	L max	Lc max	T max	Q min	Q <sub>0</sub>	q
	mm	mm	mm	mm	mm	mm	mm	kN/bf	kN	kg/m
P 80	80.0	42.0	24.0	15.0	55.0	60.0	6.0	250.0/56818	275.0	11.3

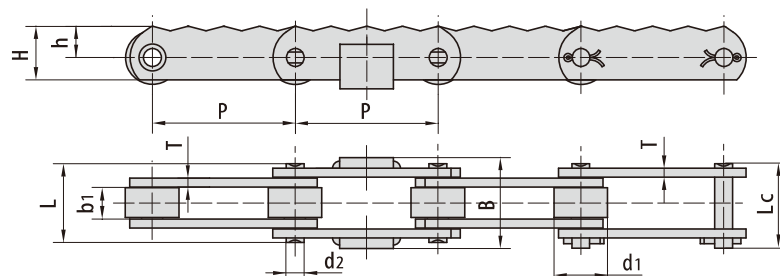


东华链号 Donghua Chain No.	P	h	H
	mm	mm	mm
P 80F3	80.0	25	55
P 80F32	80.0	20	40

东华链号 Donghua Chain No.	节距 Pitch	滚子直径 Roller diameter	内节内宽 Width between inner plates	销轴直径 Pin diameter	销轴长度 Pin length		链板厚度 Plate thickness	抗拉强度 Tensile strength	平均抗拉强度 Average tensile strength	每米长重 Weight per meter
	P	d1 max	b1 min	d2 max	L max	Lc max	T max	Q min	Q <sub>0</sub>	q
	mm	mm	mm	mm	mm	mm	mm	kN/bf	kN	kg/m
P 80F3	80.0	30.0	32.0	15.0	58.6	62.6	5.0	98.0/20909	107.0	9.12
P 80F32	80.0	30.0	30.0	15.0	63.0	72.0	6.0	112.0/25194	123.2	7.28

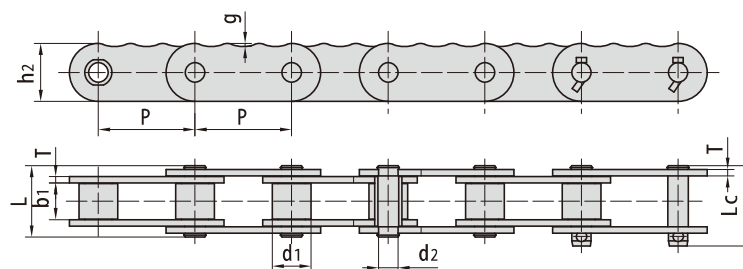
# 尖齿链

## Sharp top chains

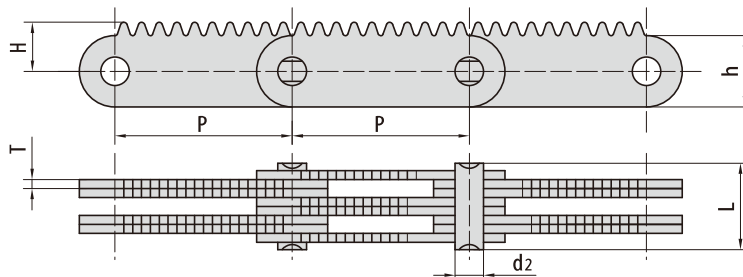


东华链号 Donghua Chain No.	P	h	H	B
P80F2	80.0	17.5	30.0	51

东华链号 Donghua Chain No.	节距 Pitch	滚子直径 Roller diameter	内节内宽 Width between inner plates	销轴直径 Pin diameter	销轴长度 Pin length		链板厚度 Plate thickness	抗拉强度 Tensile strength	平均抗拉强度 Average tensile strength	每米长重 Weight per meter
	P	d1 max	b1 min	d2 max	L max	Lc max	T max	Q min	Q <sub>0</sub>	q
	mm	mm	mm	mm	mm	mm	mm	kN/bf	kN	kg/m
P80F2	80.0	30.0	18.0	10.0	44.6	48.3	5.0	61.74/14030	70.0	4.15



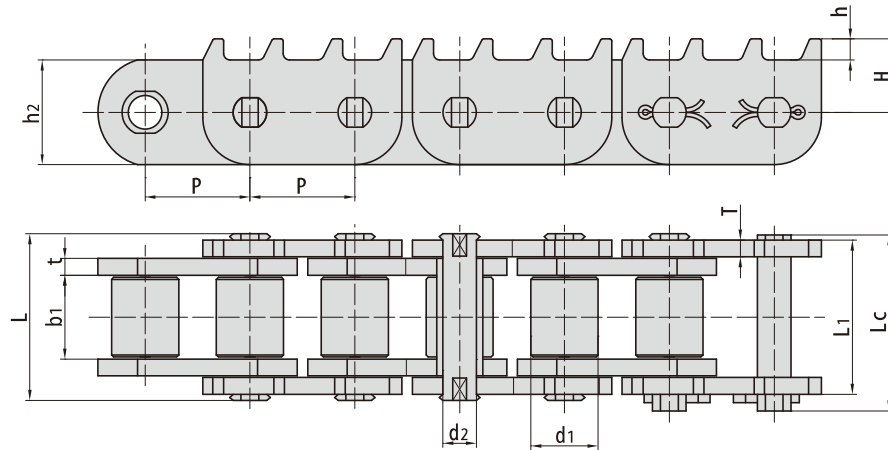
东华链号 Donghua Chain No.	节距 Pitch	滚子直径 Roller diameter	内节内宽 Width between inner plates	销轴直径 Pin diameter	销轴长度 Pin length		链板尺寸 Plate dimension		链板厚度 Plate thickness	抗拉强度 Tensile strength
	P	d1 max	b1 min	d2 max	L max	Lc max	h2 max	g	T max	Q min
	mm	mm	mm	mm	mm	mm	mm	mm	mm	kN/bf
P150F77	150.0	60.0	57.0	30.0	114.0	128.0	90.0	4.6	10.0	666.4/149812



东华链号 Donghua Chain No.	节距 Pitch	链板组合 Plate lacing	销轴直径 Pin diameter	销轴长度 Pin length	链板尺寸 Plate dimension		孔中心到齿尖距离 Distance from hole center to tooth	抗拉强度 Tensile strength	每米长重 Weight per meter
	P		d2 max	L max	h max	T max	H max	Q min	q
	mm		mm	mm	mm	mm	mm	kN/bf	kg/m
F3144F1	31.60	4×4	5.08	16.1	12.7	1.6	8.75	40.0/8992	0.942
F2544F1	25.28	4×4	5.08	16.1	12.7	1.6	8.75	40.0/8992	0.987

# 尖齿链

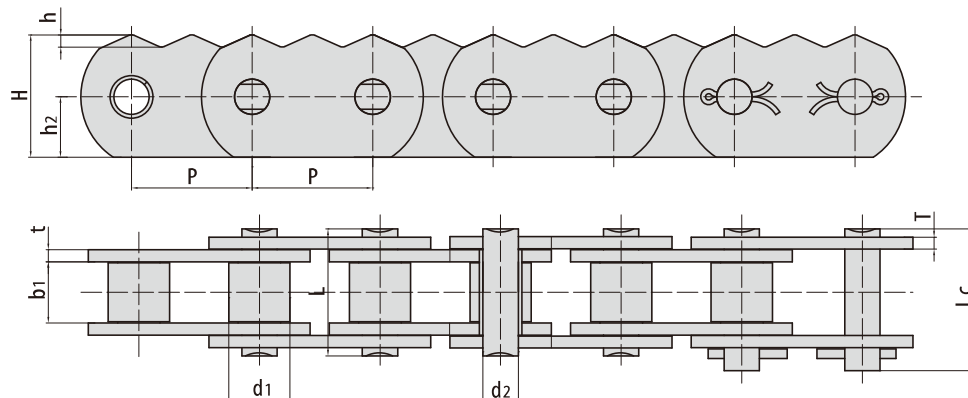
## Sharp top chains



东华链号 Donghua Chain No.	节距 Pitch	滚子直径 Roller diameter	内节内宽 Width between inner plates	销轴直径 Pin diameter	销轴长度 Pin length			链板尺寸 Plate dimension				抗拉强度 Tensile strength	每米长重 Weight per meter
	P	$d_1$ max	$b_1$ min	$d_2$ max	L max	$L_c$ max	$L_1$ max	$h_2$ max	t/T max	h	H	$Q_{min}$	q
	mm	mm	mm	mm	mm	mm	mm	mm	mm	mm	mm	kN/bf	kg/m
P 50F19	50.0	32.0	40.0	16.0	79.5	84.0	-	50.0	8.0	10.0	35.0	260.0/58448	16.40
*P 50.8F54-B	50.8	32.0	42.0	16.0	-	-	75.2	51.0	8.0	8.5	34.0	107.8/24233	16.90

\*套筒链：表中滚子直径 $d_1$ 为套筒直径

\*Bush chain:  $d_1$  in the table indicates the external diameter of the bush.

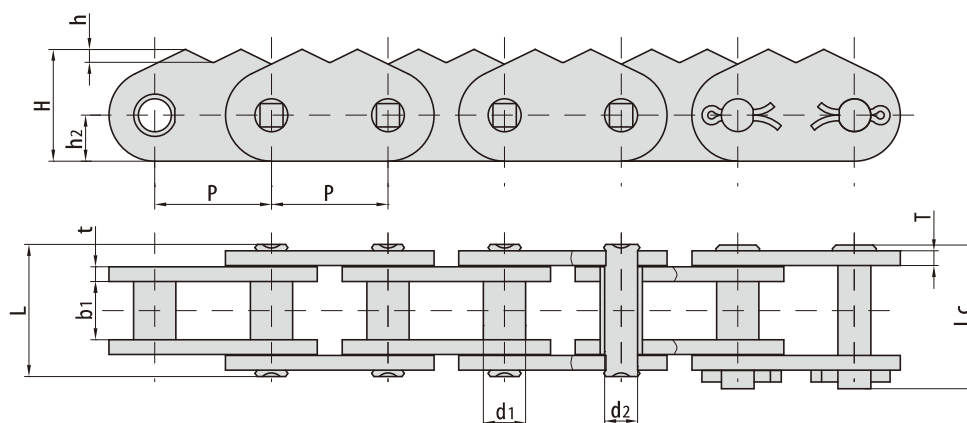


东华链号 Donghua Chain No.	节距 Pitch	滚子直径 Roller diameter	内节内宽 Width between inner plates	销轴直径 Pin diameter	销轴长度 Pin length		链板尺寸 Plate dimension				抗拉强度 Tensile strength	每米长重 Weight per meter
	P	$d_1$ max	$b_1$ min	$d_2$ max	L max	$L_c$ max	$h_2$ max	t/T max	h	H	$Q_{min}$	q
	mm	mm	mm	mm	mm	mm	mm	mm	mm	mm	kN/bf	kg/m
P 50-3STC	50.0	25.4	25.40	14.63	53.4	57.8	25.0	5.0	5.0	50.0	120.0/26976	8.55
P 50F49-3STC	50.0	25.4	25.40	14.63	53.4	57.8	25.0	5.0	5.1	50.7	120.0/26976	8.60

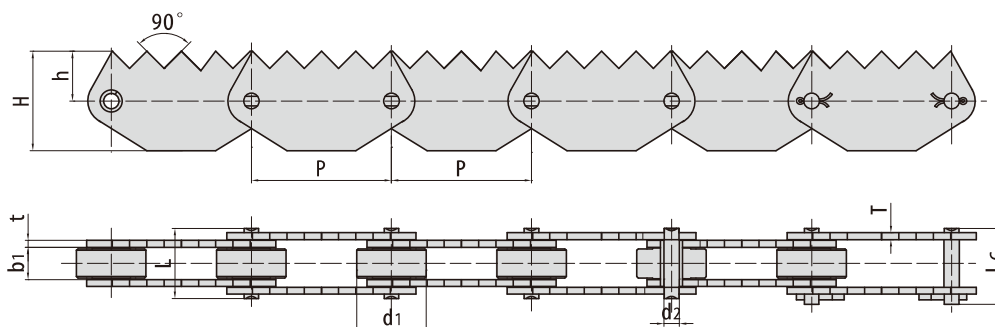


# 尖齿链

## Sharp top chains

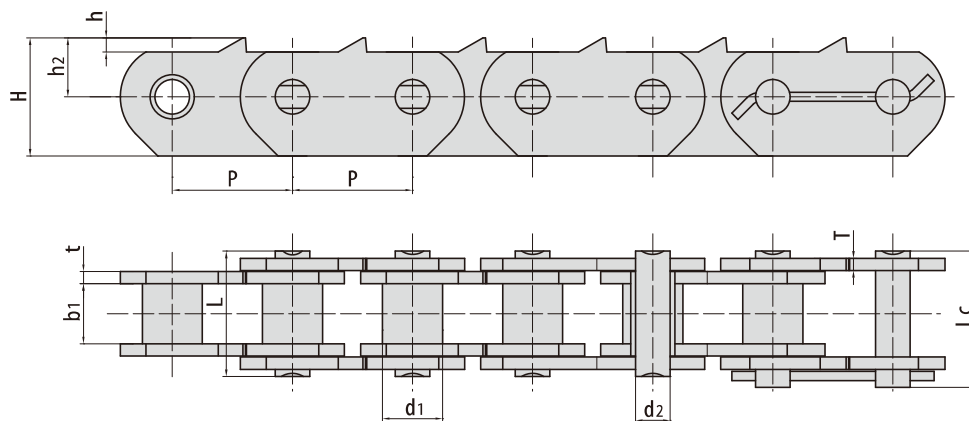


东华链号 Donghua Chain No.	节距 Pitch	滚子直径 Roller diameter	内节内宽 Width between inner plates	销轴直径 Pin diameter	销轴长度 Pin length		链板尺寸 Plate dimension				抗拉强度 Tensile strength	每米长重 Weight per meter
	$P$	$d_{1 \max}$	$b_{1 \min}$	$d_{2 \max}$	$L_{\max}$	$L_{c \max}$	$h_{2 \max}$	$t/T_{\max}$	$h$	$H$	$Q_{\min}$	$q$
	mm	mm	mm	mm	mm	mm	mm	mm	mm	mm	kN/bf	kg/m
P50.8F60-2STC-B	50.8	18.4	25.40	14.27	58.2	63.4	20.0	6.4	5.7	48.7	200.0/44960	8.30

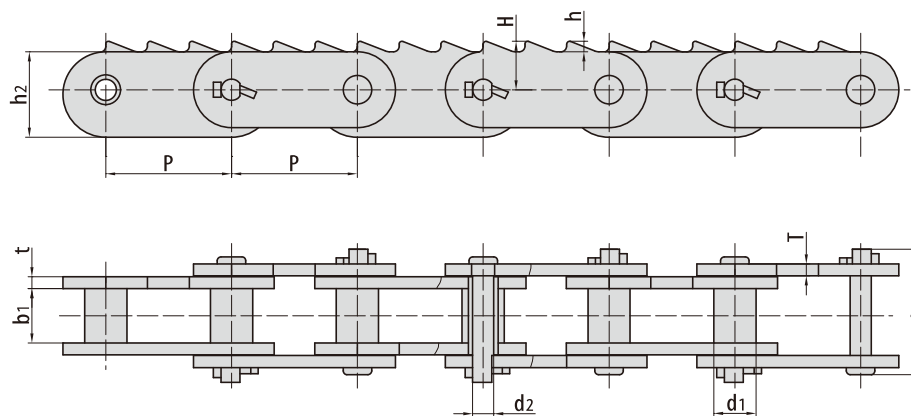


东华链号 Donghua Chain No.	节距 Pitch	滚子直径 Roller diameter	内节内宽 Width between inner plates	销轴直径 Pin diameter	销轴长度 Pin length		链板尺寸 Plate dimension			抗拉强度 Tensile strength	每米长重 Weight per meter
	P	d <sub>1 max</sub>	b <sub>1 min</sub>	d <sub>2 max</sub>	L <sub>max</sub>	L <sub>c max</sub>	t/T <sub>max</sub>	h	H	Q <sub>min</sub>	q
	mm	mm	mm	mm	mm	mm	mm	mm	mm	kN/bf	kg/m
P50.8F20	50.8	25.0	11.70	5.60	25.4	28.0	2.5	18.0	36.0	24.0/5395	2.25

## 尖齿链 Sharp top chains



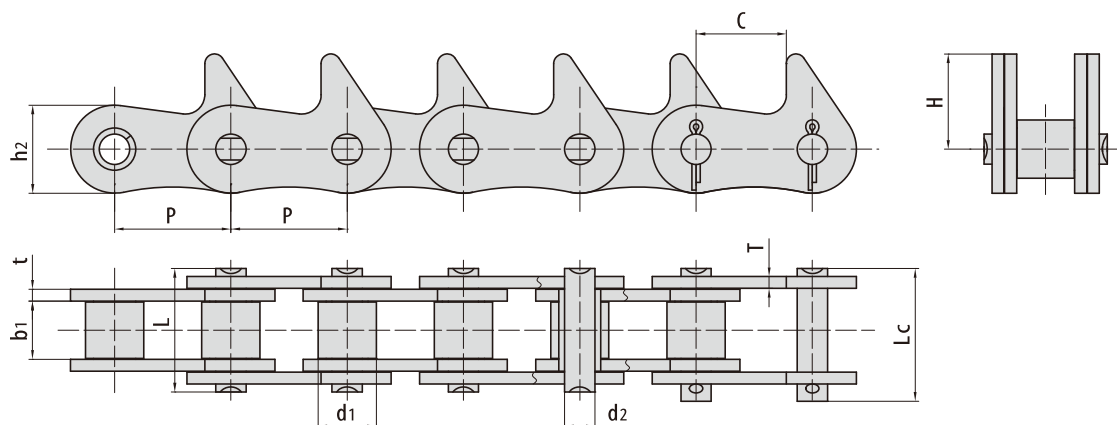
东华链号 Donghua Chain No.	节距 Pitch	滚子直径 Roller diameter	内节内宽 Width between inner plates	销轴直径 Pin diameter	销轴长度 Pin length		链板尺寸 Plate dimension				抗拉强度 Tensile strength	每米长重 Weight per meter
	P	d <sub>1 max</sub>	b <sub>1 min</sub>	d <sub>2 max</sub>	L <sub>max</sub>	L <sub>c max</sub>	t/T <sub>max</sub>	h	h <sub>2</sub>	H	Q <sub>min</sub>	q
	mm	mm	mm	mm	mm	mm	mm	mm	mm	mm	kN/bf	kg/m
P50.8F11	50.8	25.0	25.40	14.63	52.8	57.1	5.2	6.0	25.0	50.0	145.0/32596	8.23



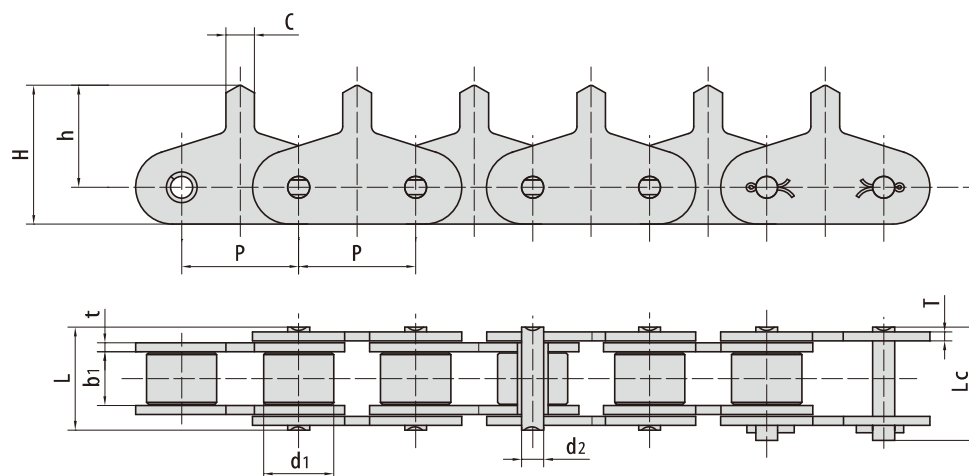
东华链号 Donghua Chain No.	节距 Pitch	滚子直径 Roller diameter	内节内宽 Width between inner plates	销轴直径 Pin diameter	销轴长度 Pin length		链板尺寸 Plate dimension				抗拉强度 Tensile strength	每米长重 Weight per meter
	P	d <sub>1 max</sub>	b <sub>1 min</sub>	d <sub>2 max</sub>	L <sub>max</sub>	L <sub>c max</sub>	t/T <sub>max</sub>	h <sub>2</sub>	h	H	Q <sub>min</sub>	q
	mm	mm	mm	mm	mm	mm	mm	mm	mm	mm	kN/bf	kg/m
P66.26F3-3STC	66.26	22.22	28.60	11.10	42.2	42.2	6.4	45.0	5.5	25.5	110.0/24728	8.02

# 尖齿链

## Sharp top chains



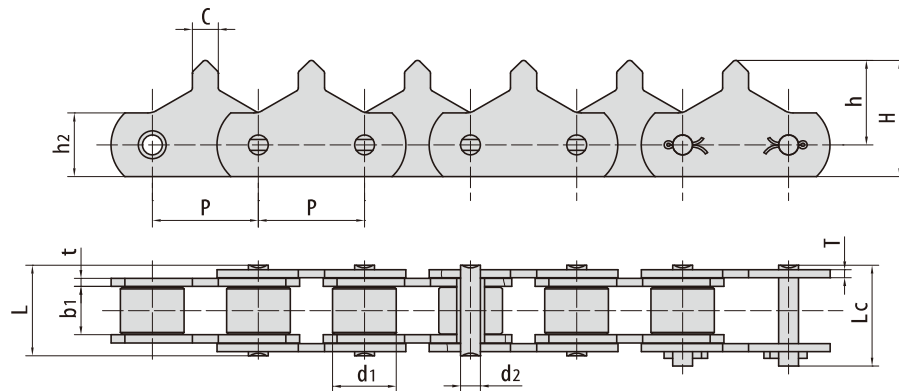
东华链号 Donghua Chain No.	节距 Pitch	滚子直径 Roller diameter	内节内宽 Width between inner plates	销轴直径 Pin diameter	销轴长度 Pin length		链板尺寸 Plate dimension				抗拉强度 Tensile strength	每米长重 Weight per meter
	P	$d_1$ max	$b_1$ min	$d_2$ max	L max	$L_c$ max	$t/T$ max	$h_2$	C	H	$Q_{min}$	q
	mm	mm	mm	mm	mm	mm	mm	mm	mm	mm	kN/bf	kg/m
P31.75F18-1STC	31.75	15.88	15.88	11.1	34.0	36.5	3.25	24.0	24.65	26.0	60.0/13488	3.22
P38.1F29	38.10	15.88	15.88	11.1	34.0	36.5	3.25	24.0	24.65	26.0	60.0/13489	2.56



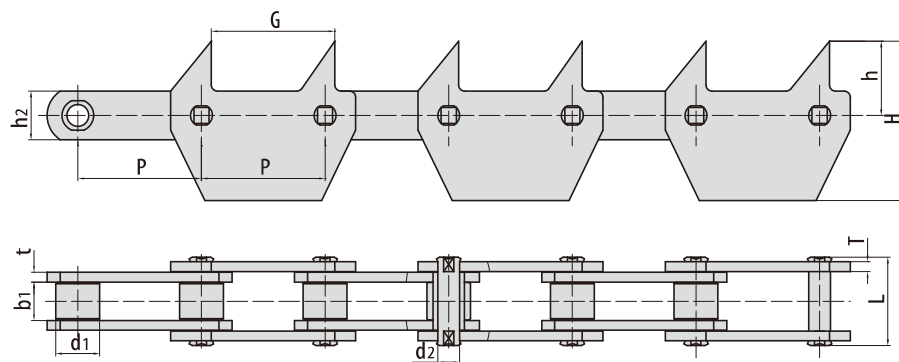
东华链号 Donghua Chain No.	节距 Pitch	滚子直径 Roller diameter	内节内宽 Width between inner plates	销轴直径 Pin diameter	销轴长度 Pin length		链板尺寸 Plate dimension				抗拉强度 Tensile strength	每米长重 Weight per meter
	P	$d_1$ max	$b_1$ min	$d_2$ max	L max	$L_c$ max	$t/T$ max	C	h	H	$Q_{min}$	q
	mm	mm	mm	mm	mm	mm	mm	mm	mm	mm	kN/bf	kg/m
P31.75F2	31.75	19.05	14.50	5.94	27.5	30.2	2.42	7.8	27.7	37.7	31.8/7149	15.89

# 尖齿链

## Sharp top chains



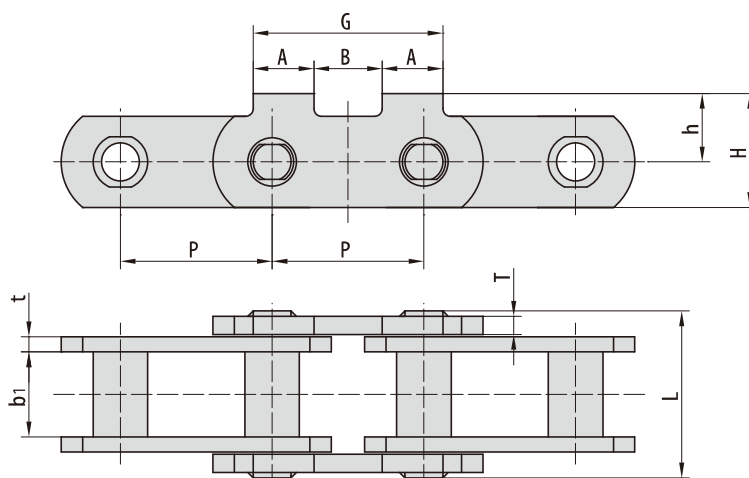
东华链号 Donghua Chain No.	节距 Pitch	滚子直径 Roller diameter	内节内宽 Width between inner plates	销轴直径 Pin diameter	销轴长度 Pin length		链板尺寸 Plate dimension					抗拉强度 Tensile strength	每米长重 Weight per meter
	$P$	$d_1$ max	$b_1$ min	$d_2$ max	$L$ max	$L_c$ max	$t/T$ max	$h_2$	$C$	$h$	$H$	$Q$ min	$q$
	mm	mm	mm	mm	mm	mm	mm	mm	mm	mm	mm	kN/bf	kg/m
P 31.75F14-1STC	31.75	19.05	5.94	5.94	27.5	30.2	2.42	19.0	7.8	25.3	34.8	31.80/7149	2.46
P 31.75F3	31.75	12.07	11.68	5.74	27.2	30.0	3.00	18.0	10.3	25.3	34.3	30.00/6744	2.46



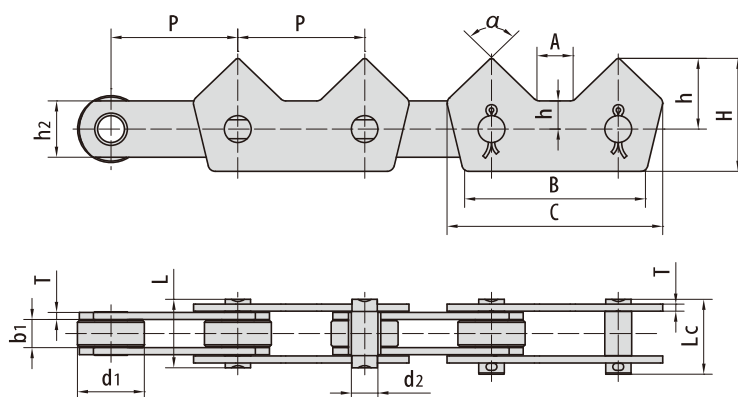
东华链号 Donghua Chain No.	节距 Pitch	滚子直径 Roller diameter	内节内宽 Width between inner plates	销轴直径 Pin diameter	销轴长度 Pin length	链板尺寸 Plate dimension					抗拉强度 Tensile strength	每米长重 Weight per meter
	P	d <sub>1</sub> max	b <sub>1</sub> min	d <sub>2</sub> max	L max	t/T max	h <sub>2</sub>	G	h	H	Q min	q
	mm	mm	mm	mm	mm	mm	mm	mm	mm	mm	kN/bf	kg/m
P 101.6F159-2STC	101.6	36.00	31.50	18.00	72.7	8.0	40.0	101.5	61.0	131.0	195.0/43836	14.42

# 尖齿链

## Sharp top chains



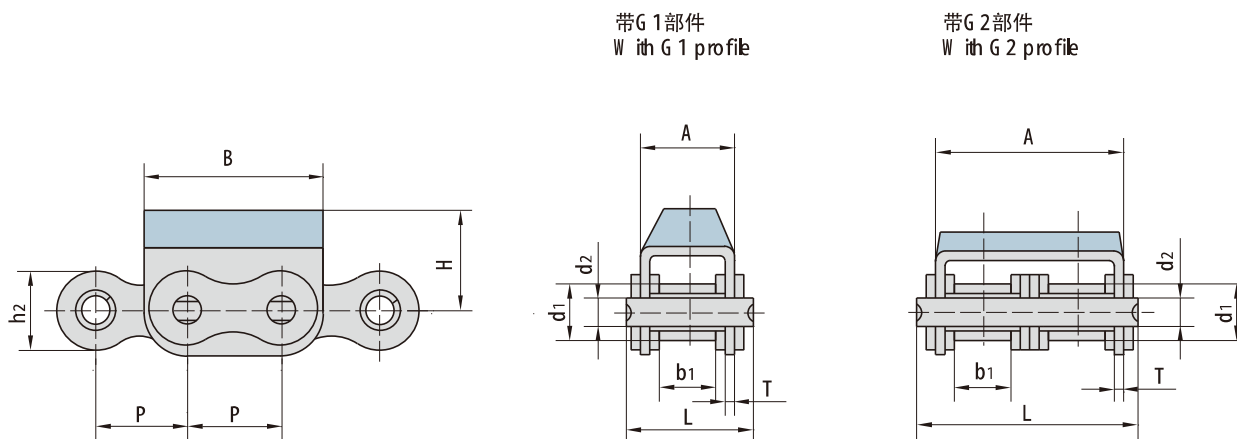
东华链号 Donghua Chain No.	P	b <sub>1</sub>	t/T	L	h	H	G	A	B
	mm	mm	mm	mm	mm	mm	mm	mm	mm
P100F314	100.00	55.00	10.0/12.0	110.00	45.00	75.00	125.00	40.00	45.00



东华链号 Donghua Chain No.	节距 Pitch	滚子直径 Roller diameter	内节内宽 Width between inner plates	销轴直径 Pin diameter	销轴长度 Pin length	内链板高度 Inner plate depth	链板厚度 Plate thickness	附板尺寸 Attachment dimension	抗拉强度 Tensile strength	每米长重 Weight per meter
	p	d <sub>1 max</sub>	b <sub>1 min</sub>	d <sub>2 max</sub>	L <sub>max</sub> L <sub>c max</sub>	h <sub>2 max</sub>	T	h H α	Q <sub>min</sub> kN/bf	q kg/m
	mm	mm	mm	mm	mm mm	mm	mm	mm mm °		
P90F12-2STC	90.00	47.50	19.00	19.00	48.8 53.3	40.0	5.00	49.0 79.0 92°	100.0/22480	9.12

# 橡胶附板链

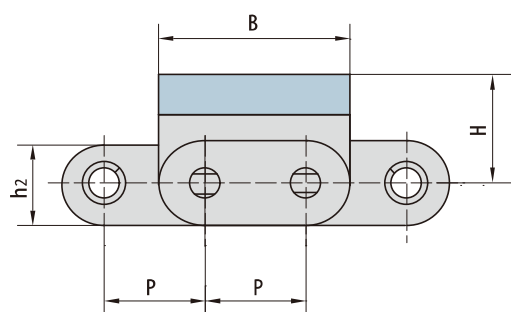
Roller chains with vulcanised elastomer profiles



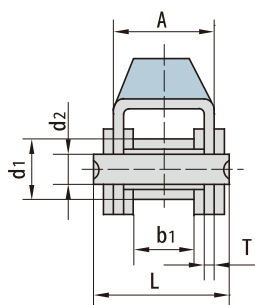
东华链号 Donghua Chain No.	节距 Pitch	滚子直径 Roller diameter	内节内宽 Width between inner plates	销轴直径 Pin diameter	销轴长度 Pin length	链板、附板尺寸 Plate and attachment dimension					抗拉强度 Tensile strength	每米长重 Weight per meter
	P	d <sub>1</sub> max	b <sub>1</sub> min	d <sub>2</sub> max	L max	h <sub>2</sub> max	A	B	H	T	Q min	q
	mm	mm	mm	mm	mm	mm	mm	mm	mm	mm	kN/bf	kg/m
08B-G 1	12.700	8.51	7.75	4.45	20.0	11.80	14.60	24.20	12.3	1.60	18.0/4091	1.19
08B-G 2	12.700	8.51	7.75	4.45	34.3	11.80	28.40	24.20	12.3	1.50	32.0/7273	2.07
10A-G 1	15.875	10.16	9.40	5.08	24.5	15.09	17.50	31.00	17.0	1.60	21.8/4953	1.70
10B-G 1	15.875	10.16	9.65	5.08	23.2	14.70	16.80	30.00	17.0	1.60	19.0/4318	1.62
10B-G 2	15.875	10.16	9.65	5.08	39.7	14.70	33.30	30.00	17.0	1.50	44.5/10004	2.56
10B-G 2F5	15.875	10.16	9.65	5.08	39.7	14.70	33.30	30.00	25.3	1.50	44.5/10004	2.58
12B-G 1	19.050	12.07	11.68	5.72	25.7	16.00	19.60	36.00	21.0	1.85	29.0/6591	2.01
12B-G 2	19.050	12.07	11.68	5.72	45.3	16.00	39.10	36.00	16.0	1.85	57.8/13136	3.21
12A-G 1	19.050	11.91	12.57	5.94	29.9	18.00	21.40	37.05	21.0	1.85	31.8/7153	2.55
12A-G 2	19.050	11.91	12.57	5.94	52.9	18.00	44.50	37.05	21.0	1.85	62.3/14005	4.25
12AF1-G 1	19.050	11.91	17.00	5.94	34.0	18.00	26.00	36.00	16.0	1.85	31.8/7153	2.62
16A-G 1	25.400	15.88	15.75	7.92	37.2	24.00	27.50	46.00	20.0	2.42	42.0/9545	3.97
16A-G 2	25.400	15.88	15.75	7.92	68.0	24.00	57.20	46.00	20.0	2.42	84/18896	7.27
16B-G 1F12	25.400	15.88	17.02	8.28	39.7	21.00	29.05	49.00	21.4	1.60	58.0/13047	3.95
20A-G 1	31.750	19.05	18.90	9.53	46.8	30.00	34.00	57.60	28.0	3.10	86.7/19503	6.15
20B-G 1	31.750	19.05	19.56	10.19	48.0	26.40	36.00	57.00	27.0	3.50	85.0/19318	6.19
24B-G 1	38.100	25.40	25.40	14.63	61.6	33.20	47.00	72.60	34.0	4.50	160.0/36363	11.25

# 橡胶附板链

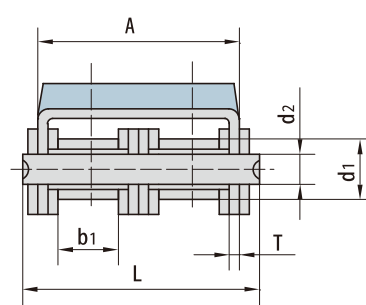
Roller chains with vulcanised elastomer profiles



带G 1部件  
With G 1 profile



带G 2部件  
With G 2 profile

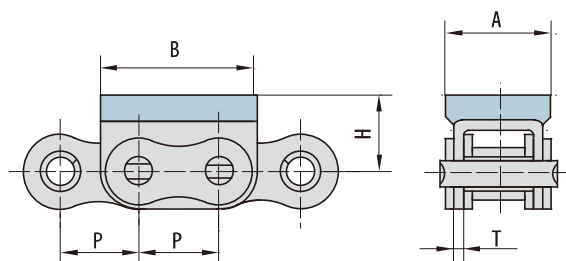


东华链号 Donghua Chain No.	节距 Pitch	滚子直径 Roller diameter	内节内宽 Width between inner plates	销轴直径 Pin diameter	销轴长度 Pin length	链板、附板尺寸 Plate and attachment dimension					抗拉强度 Tensile strength	每米长重 Weight per meter
	P	d <sub>1</sub> max	b <sub>1</sub> min	d <sub>2</sub> max	L max	h <sub>2</sub> max	A	B	H	T	Q min	q
	mm	mm	mm	mm	mm	mm	mm	mm	mm	mm	kN/bf	kg/m
C 08B-G 1	12.700	8.51	7.75	4.45	20.0	11.80	14.60	24.20	12.3	1.60	18.0/4091	1.30
C 08B-G 2	12.700	8.51	7.75	4.45	34.3	11.80	28.40	24.20	12.3	1.50	32.0/7273	2.29
C 10B-G 1	15.875	10.16	9.65	5.08	23.2	14.70	16.80	30.00	17.0	1.60	19.0/4318	1.75
C 10B-G 1F1	15.875	10.16	9.65	5.08	23.2	14.70	16.80	30.00	13.0	1.60	19.0/4318	1.70
C 50-G 2F1	15.875	10.16	9.40	5.08	42.5	15.09	35.60	27.00	17.0	1.60	43.6/9906	2.14
C 50-G 2	15.875	10.16	9.40	5.08	42.5	15.09	35.60	31.00	17.0	1.60	43.6/9906	2.14
C 10B-G 2	15.875	10.16	9.65	5.08	39.7	14.70	33.30	30.00	17.0	1.50	44.5/10114	2.95
C 12B-G 1	19.050	12.07	11.68	5.72	25.7	16.00	19.60	36.00	21.0	1.85	29.0/6591	2.15
C 12B-G 2	19.050	12.07	11.68	5.72	45.3	16.00	39.10	36.00	16.0	1.85	57.8/13136	3.48
C 16A-G 1	25.400	15.88	15.75	7.92	37.2	24.00	27.50	46.00	20.0	2.42	42.0/9545	4.34
C 16A-G 2	25.400	15.88	15.75	7.92	68.0	24.00	57.20	46.00	20.0	2.42	84.0/18883	8.20
C 20A-G 1	31.750	19.05	18.90	9.53	46.8	30.00	34.00	61.75	28.0	3.10	86.7/19490	9.10
C 20B-G 1	31.750	19.05	19.56	10.19	48.0	26.40	36.00	57.00	27.0	3.50	85.0/19318	6.65
C 20B-G 2	31.750	19.05	29.56	10.19	85.0	26.40	73.00	58.15	27.0	3.50	170.0/38217	10.40
C 24B-G 1	38.100	25.40	25.40	14.63	61.6	33.20	47.00	72.60	34.0	4.50	160.0/36363	11.63

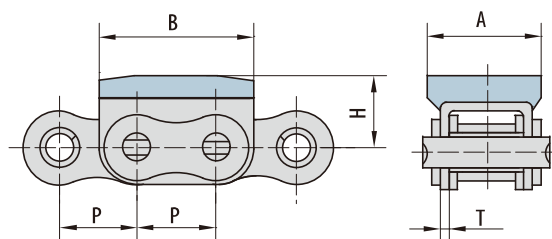
## 橡胶附板链

Roller chains with vulcanised elastomer profiles

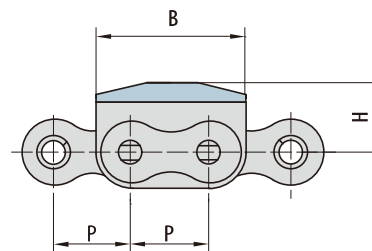
东华链号 Donghua Chain No.	P	A	B	H	T
	mm	mm	mm	mm	mm
08B-G 1F1	12.700	18.0	24.2	12.3	1.6
10B-G 1F2	15.875	25.0	30.0	14.0	1.6
10B-G 1F3	15.875	20.0	30.0	18.0	1.6
10B-G 1F4	15.875	18.6	30.0	11.4	1.6



东华链号 Donghua Chain No.	P	A	B	H	T
	mm	mm	mm	mm	mm
08B-G 1F4	12.7	18.0	24.2	12.3	1.6

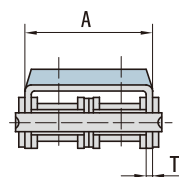
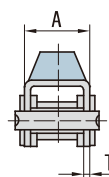


东华链号 Donghua Chain No.	P	A	B	H	T	L <sub>3</sub>
	mm	mm	mm	mm	mm	mm
08B-G 2F1	12.70	28.40	24.2	12.0	1.50	-
08B-G 1F14-DD 3	12.70	14.60	24.2	16.0	1.60	6.3
08B-G 2F15	12.70	28.40	24.2	12.8	1.50	-
08B-G 2F22	12.70	28.40	24.2	12.0	1.50	-
16A-G 2F3	25.40	27.50	49.0	21.4	2.42	-
16B-G 1	25.40	29.05	49.0	21.4	1.60	-
16B-G 1F11-DD 3	25.40	29.05	49.0	21.4	1.60	4.8
C 16B-G 1	25.40	29.05	49.0	21.4	1.60	-
C 16B-G 2	25.40	60.93	49.0	21.4	1.60	-
20B-G 1F2	31.75	36.00	57.0	35.0	3.50	-
24B-G 1F1	38.10	47.00	72.6	34.0	4.50	-
24B-G 1F7	38.10	47.00	72.6	34.0	4.50	-



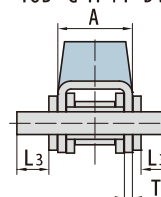
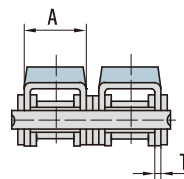
C 16B-G 1 20B-G 1F2  
16B-G 1 24B-G 1F1  
24B-G 1F7

C 16B-G 2  
08B-G 2F1  
08B-G 2F15  
08B-G 2F22



16A-G 2F3

08B-G 1F14-DD 3  
16B-G 1F11-DD 3

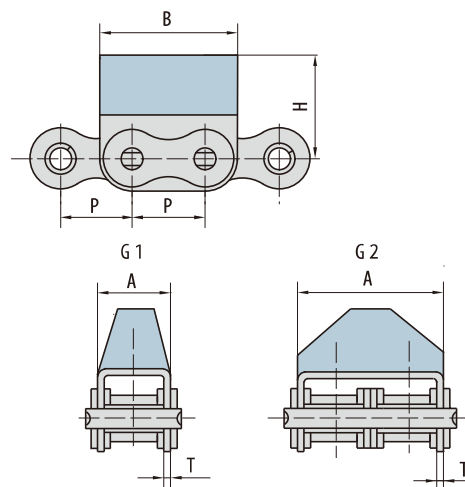




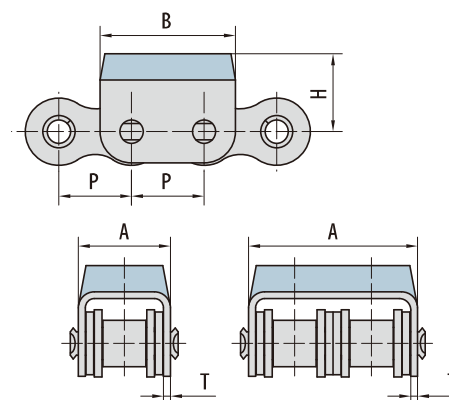
## 橡胶附板链

Roller chains with vulcanised elastomer profiles

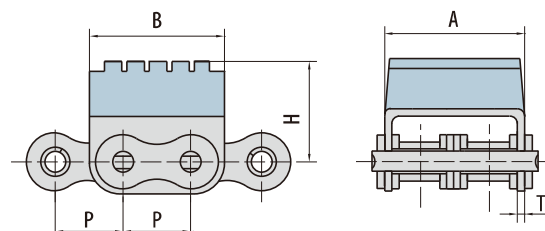
东华链号 Donghua Chain No.	P	A	B	H	T
	mm	mm	mm	mm	mm
08B-G 1F17	12.700	14.60	24.2	20.2	1.60
10B-G 1F5	15.875	16.80	30.0	25.3	1.70
10A-G 1F6	15.875	16.80	30.0	14.0	1.60
12B-G 1F11	19.050	19.60	36.0	17.0	1.85
12A-G 1F12	19.050	39.10	36.0	21.0	1.85
12B-G 2F10	19.050	39.10	36.0	28.0	1.85
12A-G 2F12	19.050	39.10	36.0	21.0	1.85
12B-G 2F5	19.050	39.10	36.0	28.0	1.85
16A-G 1F1	25.400	27.50	46.0	21.4	2.42
16B-G 1F18	25.400	29.05	49.0	32.0	1.60
20B-G 1F1	31.750	36.00	57.0	35.0	3.50



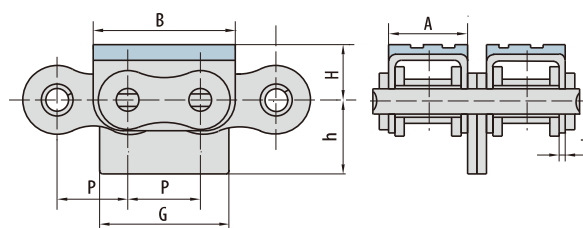
东华链号 Donghua Chain No.	P	A	B	H	T
	mm	mm	mm	mm	mm
10B-G 2F1	15.875	33.3	30.0	17.0	1.5
24A-G 1F1	38.100	55.5	70.0	46.5	4.8



东华链号 Donghua Chain No.	P	A	B	H	T
	mm	mm	mm	mm	mm
12B-G 2F6	19.05	39.1	37.3	28.2	1.85



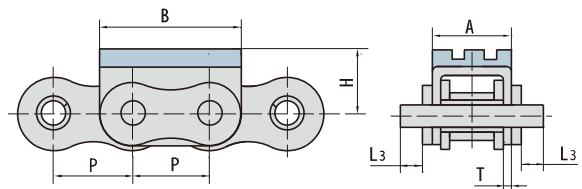
东华链号 Donghua Chain No.	P	A	B	G	h	H	T
	mm	mm	mm	mm	mm	mm	mm
16A-G 2F1	25.4	27.0	49.2	45.4	25.0	20.0	2.03



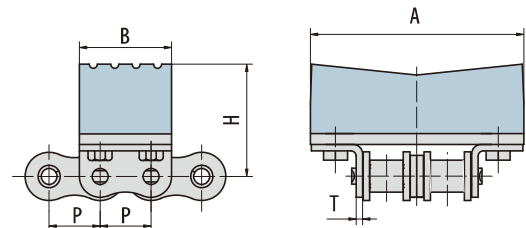
## 橡胶附板链

Roller chains with vulcanised elastomer profiles

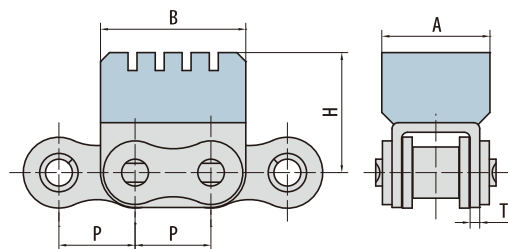
东华链号 Donghua Chain No.	P	A	B	H	H <sub>1</sub>	T
	mm	mm	mm	mm	mm	mm
16A-G 1F3	25.4	27.5	49.0	8.25	21.4	2.42



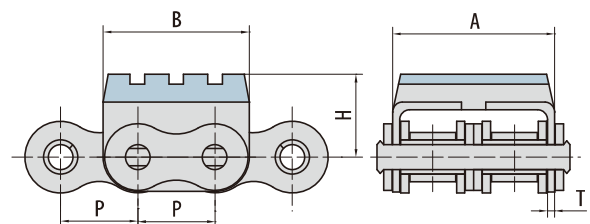
东华链号 Donghua Chain No.	P	A	B	H	T
	mm	mm	mm	mm	mm
12AW K2-G 2F1	19.05	80.0	35.0	41.9	2.42



东华链号 Donghua Chain No.	P	A	B	H	T
	mm	mm	mm	mm	mm
08B-G 1F15	12.70	18.00	24.20	20.00	1.60



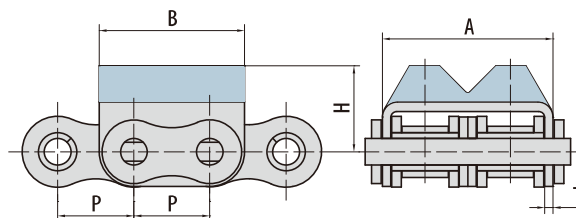
东华链号 Donghua Chain No.	P	A	B	H	T
	mm	mm	mm	mm	mm
10B-G 2F6	15.875	33.30	30.00	17.00	1.50



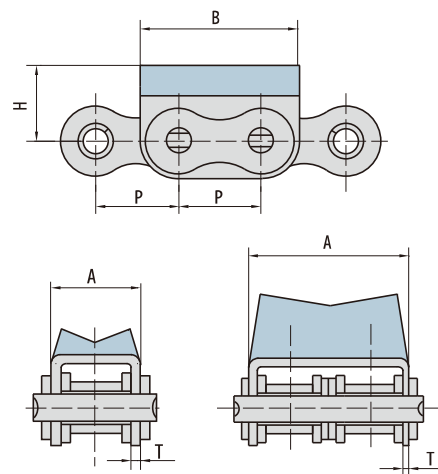
## 橡胶附板链

Roller chains with vulcanised elastomer profiles

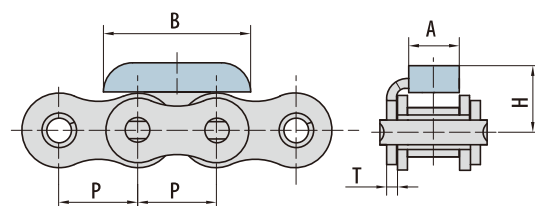
东华链号 Donghua Chain No.	P	A	B	H	T
	mm	mm	mm	mm	mm
08B-G 2F18	12.70	28.40	24.20	14.30	1.50



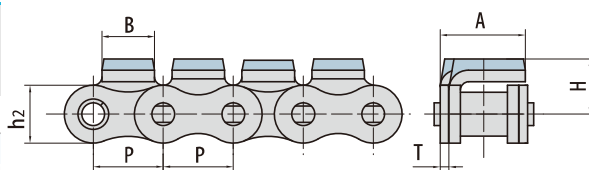
东华链号 Donghua Chain No.	P	A	B	H	T
	mm	mm	mm	mm	mm
08B-G 2F11	12.70	28.4	24.2	18.3	1.50
12B-G 1F1	19.05	19.6	36.0	18.0	1.85
12B-G 2F4	19.05	39.1	36.0	27.5	1.85
12B-G 1F13	19.05	19.6	36.0	21.0	1.85
12B-G 2F13	19.05	39.1	36.0	27.5	1.85



东华链号 Donghua Chain No.	P	A	B	H	T
	mm	mm	mm	mm	mm
12A-G 1F1	19.05	13.0	35.5	16.6	2.42



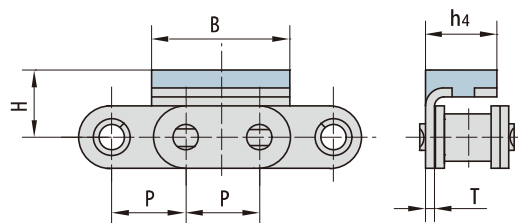
东华链号 Donghua Chain No.	P	A	B	H	h <sub>2</sub>	T
	mm	mm	mm	mm	mm	mm
16B-G 1F7	25.40	31.00	19.10	20.00	21.00	3.10
08B-G 1F16	12.70	12.85	23.30	11.40	11.80	1.30



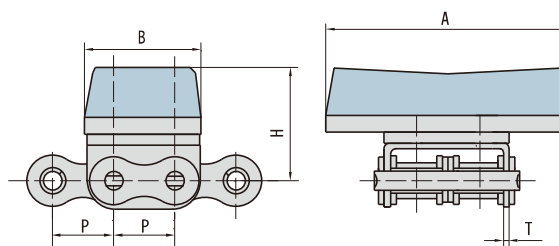
## 橡胶附板链

Roller chains with vulcanised elastomer profiles

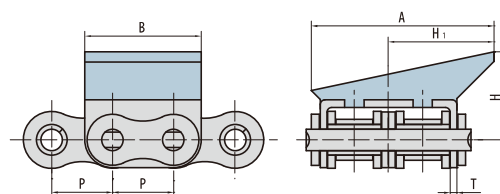
东华链号 Donghua Chain No.	P	B	H	h <sub>4</sub>	T
	mm	mm	mm	mm	mm
06BF9	9.525	17.73	9.0	9.05	1.3



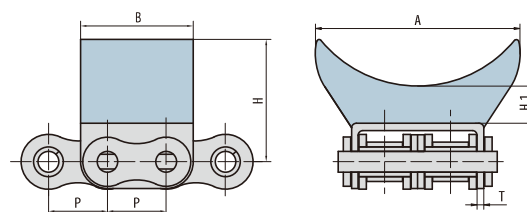
东华链号 Donghua Chain No.	P	A	B	H	T
	mm	mm	mm	mm	mm
12B-G 2F3	19.05	77.0	37.0	36.0	1.85
12B-G 2F8	19.05	101.0	37.0	36.0	1.85



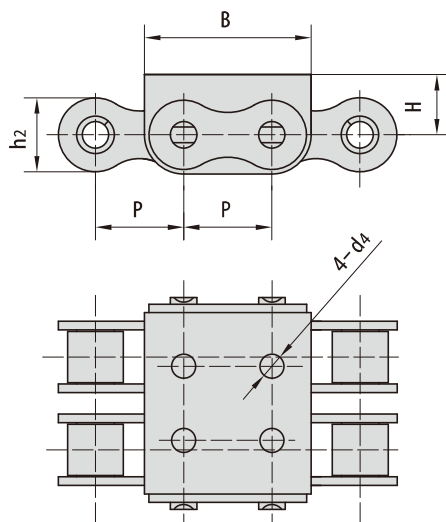
东华链号 Donghua Chain No.	P	A	B	H	H <sub>1</sub>	T
	mm	mm	mm	mm	mm	mm
08B-G 2F14	12.7	37.9	24.2	18.3	22.0	1.5



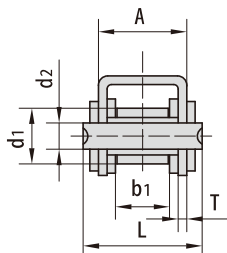
东华链号 Donghua Chain No.	P	A	B	H	H <sub>1</sub>	T
	mm	mm	mm	mm	mm	mm
08B-G 2F16	12.70	44.00	24.20	26.30	8.00	1.50
08B-G 2F17	12.70	39.00	24.20	21.30	8.00	1.50



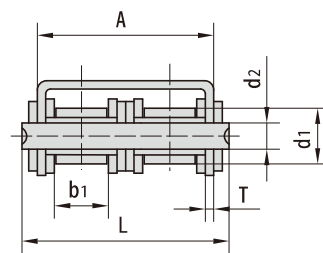
# 带U型附件滚子链 Roller chains with U type attachments



带U1部件  
Width U1 profile



带U2部件  
Width U2 profile



东华链号 Donghua Chain No.	节距 Pitch	滚子直径 Roller diameter	内节内宽 Width between inner plates	销轴直径 Pin diameter	销轴长度 Pin length	链板、附板尺寸 Plate and attachment dimension						抗拉强度 Tensile strength	每米长重 Weight per meter
	P	d1 max	b1 min	d2 max	L max	h2 max	A	B	H	d4	T	Q min	q
	mm	mm	mm	mm	mm	mm	mm	mm	mm	mm	mm	kN/bf	kg/m
08B-U1	12.700	8.51	7.75	4.45	20.00	11.80	14.60	24.2	8.3	-	1.60	18.0/4091	1.13
08B-U2	12.700	8.51	7.75	4.45	34.30	11.80	28.40	24.2	8.3	-	1.50	32.0/7273	1.96
08B-U2F9	12.700	8.51	7.75	4.45	47.90	11.80	28.40	25.5	8.3	4.0	1.50	29.0/6519	2.00
10A-U1	15.875	10.16	9.40	5.08	24.50	15.09	17.50	31.0	11.3	5.0	1.60	21.8/4901	1.68
10A-U1F3	15.875	10.16	9.40	5.08	24.50	15.09	17.50	31.0	11.3	-	1.60	21.8/4901	1.68
10B-U1	15.875	10.16	9.65	5.08	23.20	14.70	16.80	30.0	11.3	5.0	1.60	19.0/4318	1.53
10B-U2	15.875	10.16	9.65	5.08	39.70	14.70	33.30	30.0	11.3	5.0	1.50	44.5/10004	2.47
10B-U1F7	15.875	10.16	9.65	5.08	23.20	14.70	16.80	30.0	10.3	-	1.60	22.2/4990	1.53
10B-U1F8	15.875	10.16	9.65	5.08	23.20	14.70	16.80	30.0	11.3	-	1.60	19.0/4318	1.52
10B-U2F2	15.875	10.16	9.65	5.08	39.70	14.70	33.30	30.0	11.3	-	1.50	44.5/10004	2.40
12A-U2F3	19.050	11.91	12.57	5.94	52.90	18.00	44.50	37.1	13.0	-	1.85	62.3/14005	2.97
12B-U1	19.050	12.07	11.68	5.72	25.70	16.00	19.60	36.0	13.0	5.0	1.85	29.0/6519	1.90
12B-U2	19.050	12.07	11.68	5.72	45.30	16.00	39.10	36.0	12.0	5.0	1.85	57.8/13136	3.03
16A-U1	25.400	15.88	15.75	7.92	37.20	24.00	27.50	46.0	16.0	-	2.42	56.7/12746	3.87
16B-U1	25.400	15.88	17.02	8.28	39.70	21.00	29.05	49.0	15.4	6.0	1.60	58.0/13407	3.73
16B-U2	25.400	15.88	17.02	8.28	71.70	21.00	60.93	49.0	16.2	-	1.60	106.0/26094	6.15
16B-U2F4	25.400	15.88	17.02	8.28	71.70	21.00	60.93	49.0	16.2	8.4	1.60	106.0/26094	6.64
16B-U2F8	25.400	15.88	17.02	8.28	75.50	21.00	64.73	49.0	16.5	-	3.50	106.0/23829	7.27
16B-U2F10	25.400	15.88	17.02	8.28	75.20	21.00	64.10	49.0	16.2	M 8	3.10	106.0/23829	7.86
20BF2	31.750	19.05	19.56	10.19	48.00	26.40	36.00	57.0	21.0	8.0	3.50	85.0/19318	6.01
20B-U1	31.750	19.05	19.56	10.19	48.00	26.40	36.00	57.0	21.0	-	3.50	85.0/19318	6.00
24B-U1	38.100	25.40	25.40	14.63	61.60	33.20	47.00	72.6	28.0	10.0	4.50	160.0/35969	10.88
24B-U1F4	38.100	25.40	25.40	14.63	61.60	33.20	47.00	72.6	28.0	-	4.50	160.0/35969	11.40

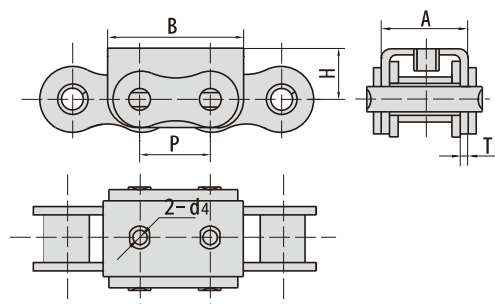
注：d4孔的数量和位置按产品图。

Note: the number and position of d4 hole is as per drawing.

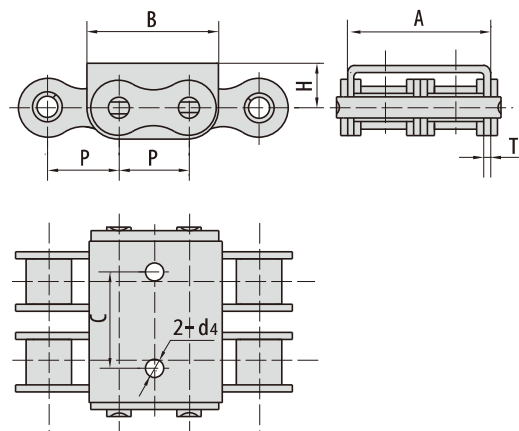
## 带U型附件滚子链

Roller chains with U type attachments

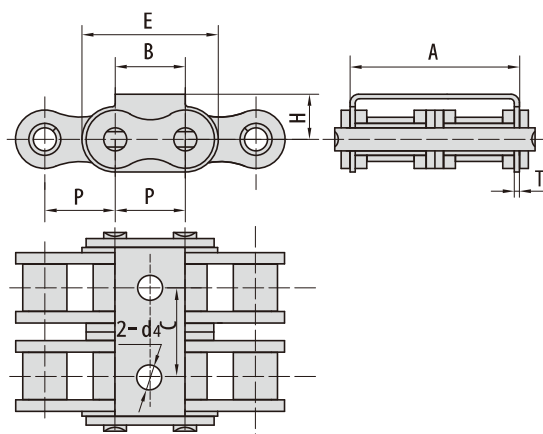
东华链号 Donghua Chain No.	P	A	B	d4	H	T
	mm	mm	mm	mm	mm	mm
08B-U 1F1 (a)	12.700	14.6	24.2	M 4	9.50	1.60
10B-U 1F1 (a)	15.875	16.8	30.0	M 5	11.30	1.60
12B-U 1F10	19.050	19.6	36.0	M 5	13.00	1.85
16A-U 1F7	25.400	27.3	49.5	M 6	16.45	2.30
16B-U 1F3	25.400	30.3	49.5	M 6	16.45	2.30
16B-U 1F4	25.400	29.8	47.8	M 5	15.00	2.00
20B-U 1F3	31.750	36.0	57.0	M 6	21.00	3.50
24B-U 1F5	38.100	47.0	72.6	M 6	28.00	4.50



东华链号 Donghua Chain No.	P	A	B	C	d4	H	T
	mm	mm	mm	mm	mm	mm	mm
08B-U 2F2	12.700	28.4	24.2	17.5	3.3	8.3	1.50
10A-U 2F1	15.875	36.5	29.0	17.5	3.3	12.0	2.03
10B-U 2F3	15.875	33.3	30.0	16.5	4.0	11.3	1.50
12B-U 2F7	19.050	38.9	36.0	17.5	3.3	13.2	1.85



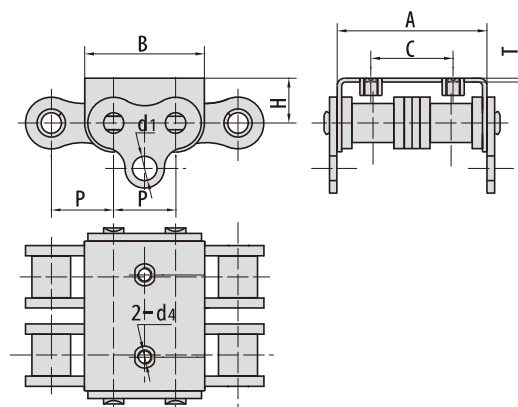
东华链号 Donghua Chain No.	P	A	B	C	d4	E	H	T
	mm	mm	mm	mm	mm	mm	mm	mm
16B-U 2F1	25.4	60.93	25.0	33.5	9.0	49.0	16.2	1.6
16B-U 2F5	25.4	64.10	25.0	-	-	46.4	17.0	3.1
16B-U 1F10	25.4	29.05	25.0	-	6.0	49.0	15.4	1.6



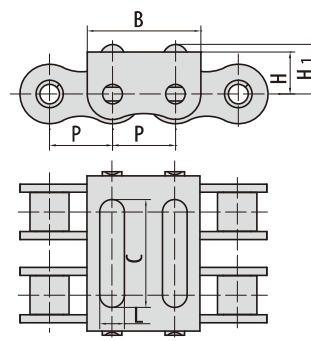
## 带U型附件滚子链

Roller chains with U type attachments

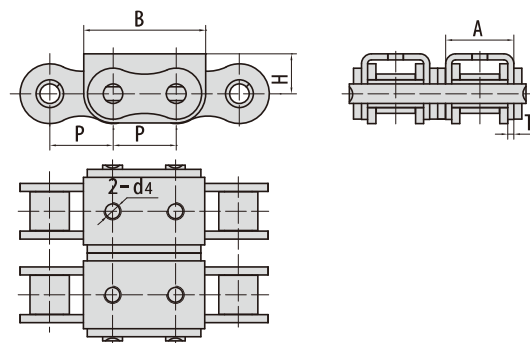
东华链号 Donghua Chain No.	P	A	B	d <sub>4</sub>	H	T	C	d <sub>1</sub>
	mm	mm	mm	mm	mm	mm	mm	mm
16B-U2F2	25.4	60.93	49.0	M 6	18.2	1.6	33.5	10.0
16B-U2F3	25.4	60.93	49.0	M 6	16.2	1.6	33.5	10.0



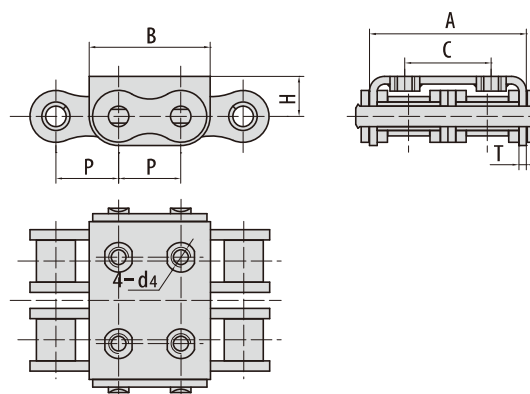
东华链号 Donghua Chain No.	P	B	H	H <sub>1</sub>	C	L
	mm	mm	mm	mm	mm	mm
16A-U2F8	25.4	45.9	17.0	20.0	41.0	10.0



东华链号 Donghua Chain No.	P	A	B	d <sub>4</sub>	H	T
	mm	mm	mm	mm	mm	mm
16A-U2F9	25.4	27.5	49.0	M 6	16.0	2.42

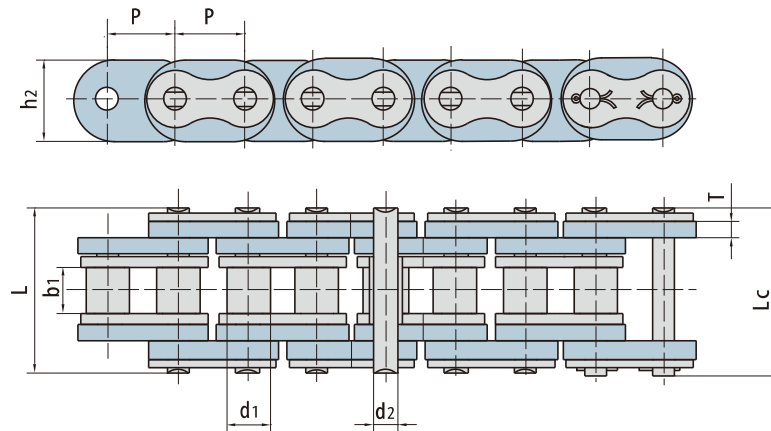


东华链号 Donghua Chain No.	P	A	B	C	d <sub>4</sub>	H	T
	mm	mm	mm	mm	mm	mm	mm
16B-U2F7	25.4	62.76	49.0	33.5	M 6	19.5	2.50
16B-U2F10	25.4	64.10	49.0	35.0	M 8	16.2	3.10

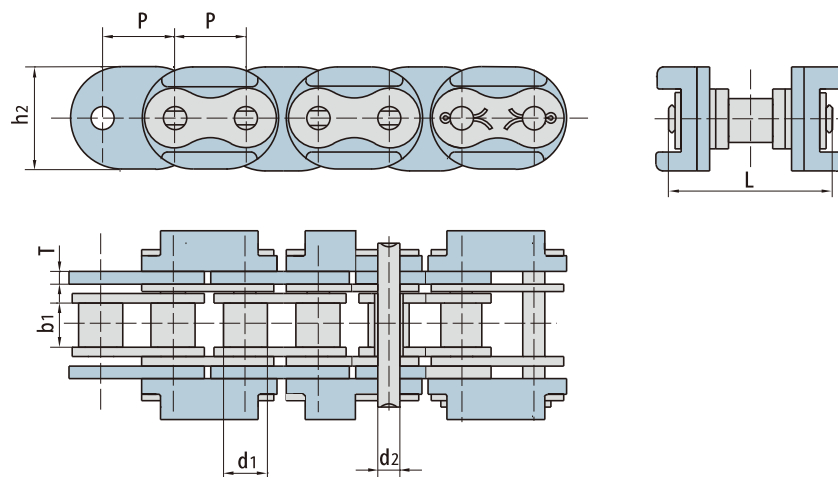


## 带塑料附板滚子链

Roller chains with plastic attachments



东华链号 Donghua Chain No.	节距 Pitch	滚子直径 Roller diameter	内节内宽 Width between inner plates	销轴直径 Pin diameter	销轴长度 Pin length		链板、附板尺寸 Plate & attachment dimension		抗拉强度 Tensile strength	每米长重 Weight per meter
	P	d <sub>1 max</sub>	b <sub>1 min</sub>	d <sub>2 max</sub>	L <sub>max</sub>	L <sub>c max</sub>	h <sub>2</sub>	T	Q <sub>min</sub>	q
	mm	mm	mm	mm	mm	mm	mm	mm	kN/bf	kg/m
16BF9	25.4	15.88	17.02	8.28	61.0	64.2	30.0	6.0	22.0/4949	3.7



东华链号 Donghua Chain No.	节距 Pitch	滚子直径 Roller diameter	内节内宽 Width between inner plates	销轴直径 Pin diameter	销轴长度 Pin length		链板、附板尺寸 Plate & attachment dimension		抗拉强度 Tensile strength	每米长重 Weight per meter
	P	d <sub>1 max</sub>	b <sub>1 min</sub>	d <sub>2 max</sub>	L <sub>max</sub>	L <sub>c max</sub>	h <sub>2 max</sub>	T	Q <sub>min</sub>	q
	mm	mm	mm	mm	mm	mm	mm	mm	kN/bf	kg/m
20BF6	31.75	19.05	19.56	10.19	73.7		45.0	6.0	95.0/21591	6.35

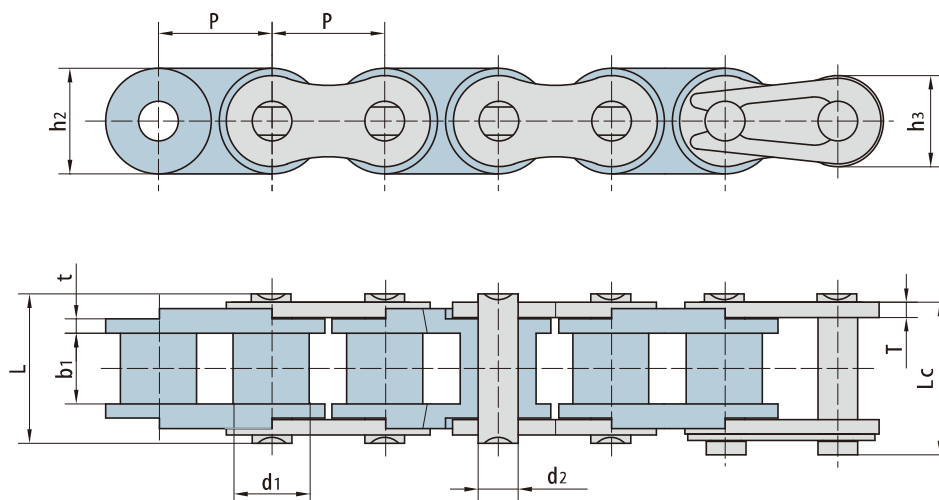


## 塑料链

### Plastic chains

#### 工程塑料内链节轻型输送链

#### Engineering plastic inner link light-duty conveyor chains



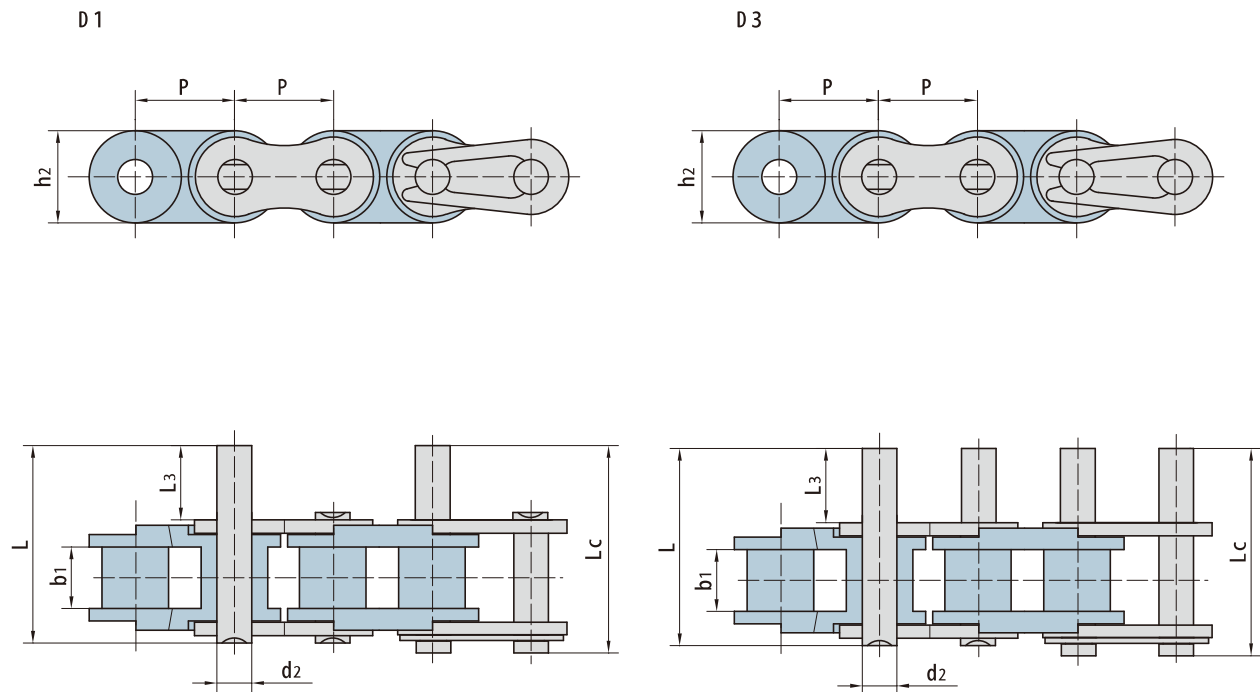
东华链号 Donghua Chain No.	节距 Pitch	滚子直径 Roller diameter	内节内宽 Width between inner plates	销轴直径 Pin diameter	销轴长度 Pin length		链板高度 Plate depth		链板厚度 Plate thickness	抗拉强度 Tensile strength
	P	d1 max	b1 min	d2 max	L max	Lc max	h2 max	h3 max	t/T	Q <sub>m</sub> min
	mm	mm	mm	mm	mm	mm	mm	mm	mm	kN/bf
04CPSa	6.350	3.30	3.10	2.31	7.9	8.4	6.0	5.06	0.80	0.6/136
06CPSa	9.525	5.08	4.68	3.58	12.4	13.2	9.0	7.80	1.30	1.1/250
08APSa	12.700	7.92	7.85	3.96	16.6	17.8	12.0	10.40	1.50	2.5/568
10APSa	15.875	10.16	9.40	5.08	20.7	22.2	15.1	13.00	2.03	3.5/795
12APSa	19.050	11.91	12.57	5.94	25.9	27.7	18.0	15.60	2.42	4.5/1023
16APSa	25.400	15.88	15.75	7.92	32.7	35.0	24.0	20.50	3.25	7.5/1686
08BPSa	12.700	8.51	7.75	4.45	16.7	18.2	11.8	10.60	1.60	2.5/568
10BPSa	15.875	10.16	9.65	5.08	19.5	20.9	14.7	13.70	1.70	2.8/629
12BPSa	19.050	12.07	11.68	5.72	22.5	24.2	16.0	15.00	1.85	4.2/1023
16BPSa	25.400	15.88	17.02	8.28	36.1	37.4	21.0	21.00	4.15/3.10	7.5/1686

## 塑料链

### Plastic chains

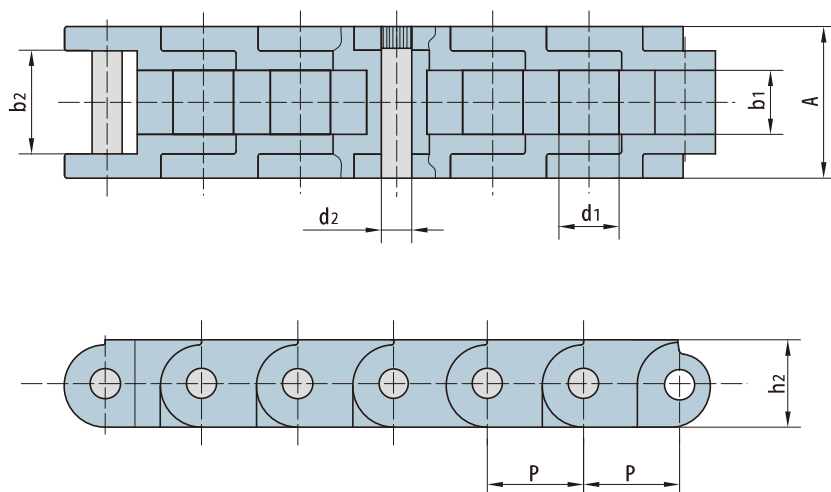
#### 工程塑料内链节轻型输送链

#### Engineering plastic inner link light-duty conveyor chains



东华链号 Donghua Chain No.	P	b <sub>1</sub>	d <sub>2</sub>	h <sub>2</sub>	L <sub>3</sub>	L	L <sub>c</sub>
	mm	mm	mm	mm	mm	mm	mm
06CPSa	9.525	4.68	3.58	9.0	9.5	20.8	21.6
08APSa	12.700	7.85	3.96	12.0	9.5	25.1	26.2
10APSa	15.875	9.40	5.08	15.1	11.9	31.3	33.1
12APSa	19.050	12.57	5.94	18.0	14.3	38.6	40.6
16APSa	25.400	15.75	7.92	24.0	19.1	50.3	53.3
08BPSa	12.700	7.75	4.45	11.8	9.5	25.1	26.6
10BPSa	15.875	9.65	5.08	14.7	11.9	30.1	31.5
12BPSa	19.050	11.68	5.72	16.0	14.3	35.4	37.1
16BPSa	25.400	17.02	8.28	21.0	19.1	53.0	54.3

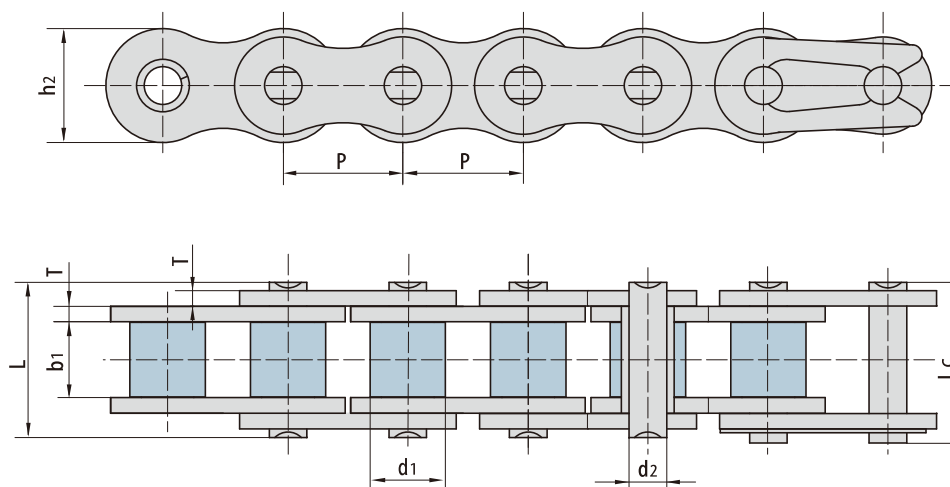
## 塑料链 Plastic chains



东华链号 Donghua Chain No.	P	b <sub>1</sub>	b <sub>2</sub>	d <sub>2</sub>	d <sub>1</sub>	A	h <sub>2</sub>	最大允许载荷 Max allowed load kN/bf
	mm	mm	mm	mm	mm	mm	mm	
PD60	19.05	12.7	20.7	6	11.94	30	17.3	0.88/198

## 带塑料滚子输送链

### Conveyor chains with plastic rollers

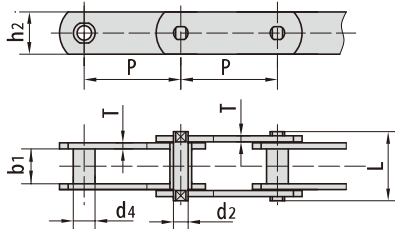


东华链号 Donghua Chain No.	节距 Pitch	滚子直径 Roller diameter	内节内宽 Width between inner plates	销轴直径 Pin diameter	销轴长度 Pin length		内链板高度 Inner plate depth	链板厚度 Plate thickness	抗拉强度 Tensile strength	平均抗拉强度 Average tensile strength	每米长重 Weight per meter
	P	d <sub>1 max</sub>	b <sub>1 min</sub>	d <sub>2 max</sub>	L <sub>max</sub>	L <sub>c max</sub>	h <sub>2 max</sub>	T	Q <sub>min</sub>	Q <sub>0</sub>	q
	mm	mm	mm	mm	mm	mm	mm	mm	kN/bf	kN	kg/m
40-P	12.700	7.95	7.85	3.96	16.60	17.80	12.00	1.50	14.1/3205	17.5	0.56
50-P	15.875	10.16	9.40	5.08	20.70	22.20	15.09	2.03	22.2/5045	29.4	0.96
60-P	19.050	11.91	12.57	5.94	25.90	27.70	18.00	2.42	31.8/7227	41.5	1.35
80-P	25.400	15.88	15.75	7.92	32.70	35.00	24.00	3.25	56.7/12886	69.4	2.26
A 2050-P	31.750	10.16	9.40	5.08	20.70	22.20	15.00	2.03	22.2/5045	28.1	0.61

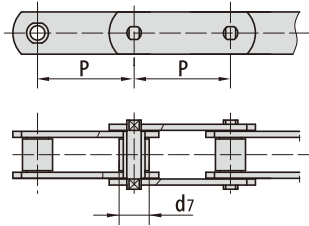
# M系列输送链

## Conveyor chains (M series)

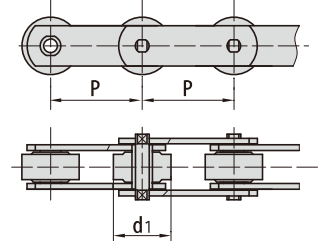
1.无滚子  
1. without rollers



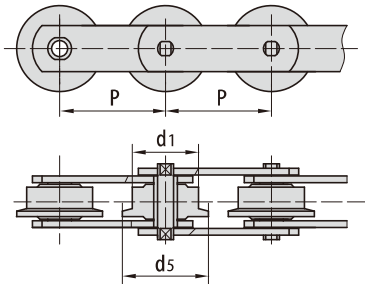
2.带S型小滚子  
2. with S small rollers type



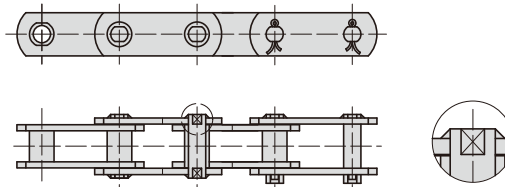
3.带P型大滚子  
3. with P large rollers type



4.带F型带边滚子  
4. with F flanged rollers type



5.销轴铆头后采用焊接加固  
5. Welded pins with plates



ISO 链号 ISO Chain No.	节距 Pitch								滚子直径 Roller diameter			套筒直径 Bush diameter
	P								d1	d7	d5	d4
	mm								max mm	max mm	max mm	max mm
M 20	*40.0	50.0	63.0	80.0	100.0	125.0	160.0		25.0	12.5	32.0	9.0
M 28	*50.0	63.0	80.0	100.0	125.0	160.0	200.0		30.0	15.0	36.0	10.0
M 40	63.0	80.0	100.0	125.0	160.0	200.0	250.0		36.0	18.0	42.0	12.5
M 56	*63.0	80.0	100.0	125.0	160.0	200.0	250.0		42.0	21.0	50.0	15.0
M 80	80.0	100.0	125.0	160.0	200.0	250.0	315.0		50.0	25.0	60.0	18.0
M 112	*80.0	100.0	125.0	160.0	200.0	250.0	315.0	400.0	60.0	30.0	70.0	21.0
M 160	*100.0	125.0	160.0	200.0	250.0	315.0	400.0	500.0	70.0	36.0	85.0	25.0
M 224	*125.0	160.0	200.0	250.0	315.0	400.0	500.0	630.0	85.0	42.0	100.0	30.0
M 315	*160.0	200.0	250.0	315.0	400.0	500.0	630.0		100.0	50.0	120.0	36.0
M 450	200.0	250.0	315.0	400.0	500.0	630.0	800.0		120.0	60.0	140.0	42.0

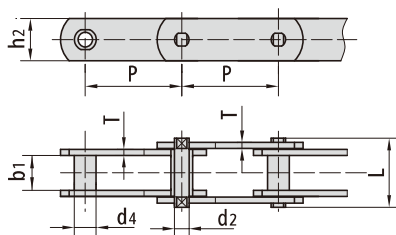
ISO 链号 ISO Chain No.	内节内宽 Width between inner plates	销轴直径 Pin diameter	销轴长度 Pin length	链板高度 Plate depth	链板厚度 Plate thickness	抗拉强度 Tensile strength	平均抗拉强度 Average tensile strength
	b1	d2	L	h2	T	Q <sub>min</sub>	Q <sub>0</sub>
	mm	max mm	max mm	max mm	max mm	kN/bf	kN
M 20	16.0	6.0	35.0	19.0	2.5	20.0/4545	25.0
M 28	18.0	7.0	40.0	21.0	3.0	28.0/6364	35.0
M 40	20.0	8.5	45.0	26.0	3.5	40.0/9091	50.0
M 56	24.0	10.0	52.0	31.0	4.0	56.0/12727	70.0
M 80	28.0	12.0	62.0	36.0	5.0	80.0/18182	100.0
M 112	32.0	15.0	73.0	41.0	6.0	112.0/25454	140.0
M 160	37.0	18.0	85.0	51.0	7.0	160.0/36364	200.0
M 224	43.0	21.0	98.0	62.0	8.0	224.0/50909	280.0
M 315	48.0	25.0	112.0	72.0	10.0	315.0/71591	393.7
M 450	56.0	30.0	135.0	82.0	12.0	450.0/102272	562.5

\*链条仅有套筒和小滚子  
\*Chain has bush and small roller only

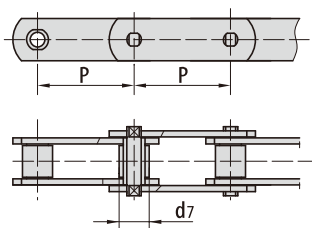
# M系列输送链

## Conveyor chains (M series)

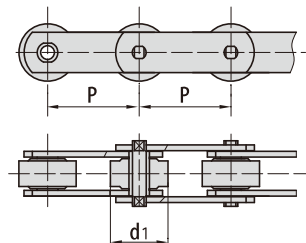
1.无滚子  
1. without rollers



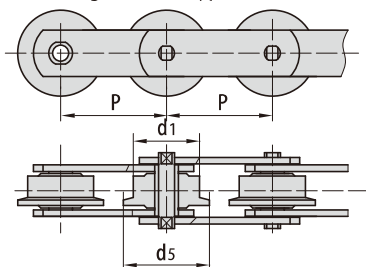
2.带S型小滚子  
2. with S small rollers type



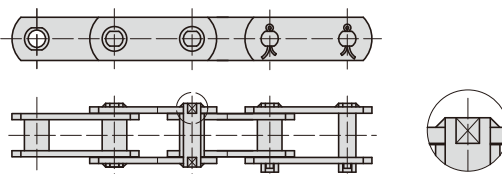
3.带P型大滚子  
3. with P large rollers type



4.带F型带边滚子  
4. with F flanged rollers type



5.销轴铆头后采用焊接加固  
5. Welded pins with plates

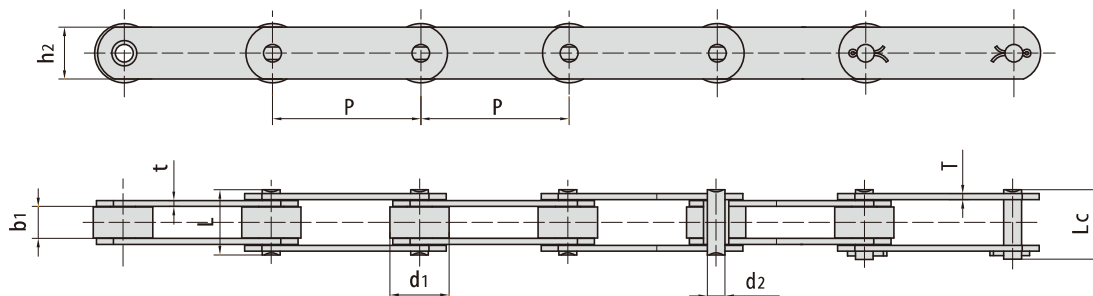


D IN 链号 D IN Chain No.	节距 Pitch							滚子直径 Roller diameter			套筒直径 Bush diameter
	P							d1	d7	d5	d4
	mm							max mm	max mm	max mm	max mm
M 20	40.0	50.0	63.0	80.0	100.0	125.0	160.0	25.0	12.50	30.00	9.0
M 28	50.0	63.0	80.0	100.0	125.0	160.0	200.0	30.0	15.00	36.00	10.0
M 40	63.0	80.0	100.0	125.0	160.0	200.0	250.0	36.0	18.00	42.00	12.5
M 56	63.0	80.0	100.0	125.0	160.0	200.0	250.0	42.0	21.00	50.00	15.0
M 80	80.0	100.0	125.0	160.0	200.0	250.0	315.0	50.0	25.00	60.00	18.0
M 112	80.0	100.0	125.0	160.0	200.0	250.0	315.0	60.0	30.00	70.00	21.0
M 160	100.0	125.0	160.0	200.0	250.0	315.0	400.0	70.0	36.00	85.00	25.0
M 224	125.0	160.0	200.0	250.0	315.0	400.0	500.0	85.0	42.00	100.00	30.0
M 315	160.0	200.0	250.0	315.0	400.0	500.0	630.0	100.0	50.00	120.00	36.0
M 450	200.0	250.0	315.0	400.0	500.0	630.0	800.0	120.0	60.00	140.00	42.0

D IN 链号 D IN Chain No.	内节内宽 Width between inner plates	销轴直径 Pin diameter	销轴长度 Pin length	链板高度 Plate depth	链板厚度 Plate thickness	抗拉强度 Tensile strength	平均抗拉强度 Average tensile strength
	b1	d2	L	h2	T	Q	Q0
	mm	mm	mm	mm	mm	kN/bf	kN
M 20	16.0	6.0	35.0	18.0	2.5	20.0/4545	25.0
M 28	18.0	7.0	40.0	20.0	3.0	28.0/6364	35.0
M 40	20.0	8.5	45.0	25.0	3.5	40.0/9091	50.0
M 56	24.0	10.0	52.0	30.0	4.0	56.0/12727	70.0
M 80	28.0	12.0	62.0	35.0	5.0	80.0/18182	100.0
M 112	32.0	15.0	73.0	40.0	6.0	112.0/25454	140.0
M 160	37.0	18.0	85.0	50.0	7.0	160.0/36364	200.0
M 224	43.0	21.0	98.0	60.0	8.0	224.0/50909	280.0
M 315	48.0	25.0	112.0	70.0	10.0	315.0/71591	393.7
M 450	56.0	30.0	135.0	80.0	12.0	450.0/102272	562.5

# M系列输送链

## Conveyor chains (M series)



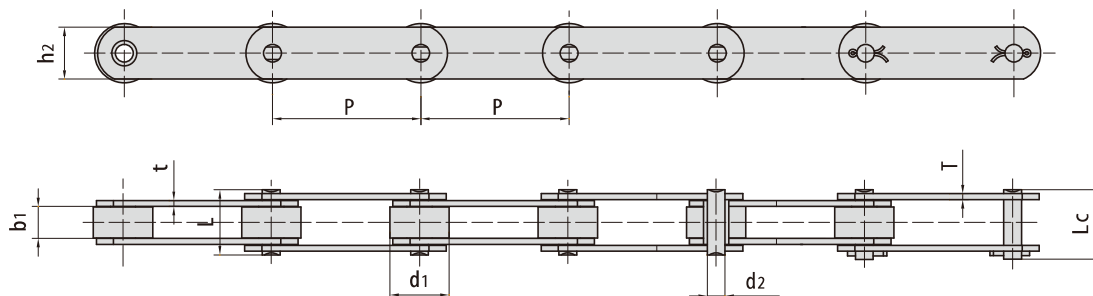
东华链号 Donghua Chain No.	节距 Pitch	滚子直径 Roller diameter	内节内宽 Width between inner plates	销轴直径 Pin diameter	销轴长度 Pin length		链板高度 Inner plate depth	链板厚度 Plate thickness	抗拉强度 Tensile strength	平均抗拉强度 Average tensile strength	每米长重 Weight per meter
	P	d1	b1	d2	L	Lc	h2	t/T	Q <sub>n</sub>	Q <sub>0</sub>	q
	mm	mm	mm	mm	mm	mm	mm	mm	kN/bf	kN	kg/m
M 18F1-P-50	50.0	25.00	11.50	5.72	26.0	28.2	18.0	2.5	18.0/4050	20.0	1.81
M 20-PF1-50	50.0	30.00	16.00	6.00	31.0	33.5	18.0	2.5	20.0/4500	22.0	2.60
M 22-P-50	50.0	25.00	11.50	8.00	28.0	30.9	20.0	3.0	22.0/4950	24.2	2.64
M 22F1-P-50	50.0	25.00	12.00	10.00	29.4	32.6	20.0	3.0	22.0/4950	24.2	2.30
M 28F4-S-50	50.0	15.00	17.00	7.00	33.0	36.5	20.0	3.0	28.0/6300	35.0	1.88
M 28F5-P-63	63.0	30.00	18.00	7.00	42.0	45.5	25.0	5.0	40.0/9000	50.0	4.23
M 28F8-P-80	80.0	25.00	16.00	7.00	33.0	36.2	20.0	3.0	28.0/6294	31.0	1.89
M 35F2-S-35	35.0	14.00	14.00	7.00	31.0	34.0	18.0	3.5/2.5	35.0/7874	39.0	1.82
M 35F2-P-35	35.0	22.00	14.00	7.00	31.0	34.0	18.0	3.5/2.5	35.0/7874	39.0	2.47
*M 35F3-B-35	35.0	14.00	14.00	6.00	30.2	33.0	18.0	3.0	35.0/7874	39.0	1.73
M 35F4-C-69	69.0	25.00	12.00	7.00	27.5	30.0	19.0	2.5	35.0/7874	39.0	1.60
M 35F5-P-50.8	50.8	25.00	16.00	7.00	33.0	36.0	20.0	3.0	35.0/7874	39.0	2.48
M 35F9-P-50	50.0	25.00	16.00	6.00	30.4	32.7	18.0	2.5	33.0/7425	36.0	2.23
M 35F10-P-50	50.0	20.00	16.00	7.00	33.0	36.0	25.0	3.0	35.0/7874	39.0	2.53
M 35F11-P-35	35.0	20.00	16.00	7.00	31.0	34.0	18.0	2.5	35.0/7874	39.0	2.22
M 40-PF1-100	100.0	36.00	20.00	8.50	40.5	44.5	25.0	3.5	40.0/9000	44.0	3.28
M 40F4-P-50	50.0	31.75	15.00	10.00	36.6	39.0	25.0	4.0	40.0/9000	44.0	4.00
M 40F5-S-65	65.0	24.00	15.00	10.00	36.6	39.0	30.0	4.0	40.0/9000	44.0	4.86
M 40F6-P-80	80.0	36.00	20.00	8.50	41.0	44.2	25.0	4.0	40.0/9000	44.0	3.68
M 40F17-P-50.8	50.8	31.00	15.20	13.35	38.0	42.8	25.0	5.0/4.0	53.9/12127	59.2	4.45
M 40F22-P-100	100.0	40.00	32.00	14.00	63.7	69.0	50.0	6.0	195.0/43838	214.5	10.30
M 56-SF1-63	63.0	25.00	24.00	10.00	46.0	49.5	30.0	4.0	56.0/12600	61.6	2.31
M 56-PF1-80	80.0	25.00	24.00	10.00	46.0	49.5	30.0	4.0	56.0/12600	61.6	3.61
M 56-SF1-80	80.0	50.00	24.00	10.00	46.0	49.5	30.0	4.0	56.0/12600	61.6	6.96
M 56F14-S-63	63.0	21.00	24.00	10.00	46.0	49.5	30.0	4.0	56.0/12600	61.6	3.81
M 56F14-S-80	80.0	21.00	24.00	10.00	46.0	49.5	30.0	4.0	56.0/12600	61.6	3.27
M 56F14-P-100	100.0	42.00	24.00	10.00	46.0	49.5	30.0	4.0	56.0/12600	61.6	5.00
M 56F21-P-100	100.0	42.00	24.00	12.00	54.7	59.5	30.0	6.0	56.0/12600	61.6	6.30
M 56F28-P-100	100.0	31.00	15.00	10.00	38.2	43.0	30.0	4.0	56.0/12600	61.6	3.20

\*套筒链: 表中滚子直径d1为套筒直径

\*Bush chain: d1 in the table indicates the external diameter of the bush.

# M系列输送链

## Conveyor chains (M series)



东华链号 Donghua Chain No.	节距 Pitch	滚子直径 Roller diameter	内节内宽 Width between inner plates	销轴直径 Pin diameter	销轴长度 Pin length		链板高度 Inner plate depth	链板厚度 Plate thickness	抗拉强度 Tensile strength	平均抗拉强度 Average tensile strength	每米长重 Weight per meter
	P	d <sub>1</sub> max	b <sub>1</sub> min	d <sub>2</sub> max	L max	L <sub>c</sub> max	h <sub>2</sub> max	t/T max	Q <sub>min</sub>	Q <sub>0</sub>	q
	mm	mm	mm	mm	mm	mm	mm	mm	kN/bf	kN	kg/m
M 75-P-75	75.0	40.00	22.00	12.00	44.0	47.0	35.0	4.0	75.0/16870	75.0	5.88
M 80F3-P-125	125.0	50.00	28.00	11.00	55.0	58.5	35.0	5.0	80.0/18000	88.0	6.72
*M 80F4-BF1-125	125.0	25.00	28.00	12.00	55.0	58.5	35.0	5.0	80.0/18000	88.0	4.27
M 80F4-A-100	100.0	25.00	28.00	12.00	55.0	58.5	35.0	5.0	80.0/18000	88.0	4.63
*M 80F4-B-100	100.0	18.00	28.00	12.00	55.0	58.5	35.0	5.0	80.0/18000	88.0	4.13
*M 80F4-B-125	125.0	18.00	28.00	12.00	55.0	58.5	35.0	5.0	80.0/18000	88.0	3.85
M 80F6-P-75	75.0	35.00	14.00	12.00	40.5	45.0	30.0	5.0	80.0/18000	88.0	4.80
M 80F8-S-80	80.0	25.00	28.00	12.00	55.0	58.5	35.0	5.0	80.0/18000	88.0	5.11
*M 80F8-B-80	80.0	18.00	28.00	12.00	55.0	58.5	35.0	5.0	80.0/18000	88.0	4.48
*M 80F8-B-100	100.0	18.00	28.00	12.00	55.0	58.5	35.0	5.0	80.0/18000	88.0	4.14
*M 80F8-B-125	125.0	18.00	28.00	12.00	55.0	58.5	35.0	5.0	80.0/18000	88.0	3.85
M 80F9-S-80	80.0	25.00	28.00	12.00	54.5	59.0	35.0	5.0	80.0/18000	88.0	5.07
M 80F12-P-100	100.0	50.00	28.00	12.00	55.0	58.5	35.0	5.0	80.0/18000	88.0	7.80
M 80F30-S-100	100.0	25.00	28.00	12.00	55.0	58.5	40.0	5.0	80.0/18000	88.0	7.51
*M 80F31-B-100	100.0	18.00	28.00	12.00	61.0	67.0	35.0	5.0/8.0	80.0/18000	88.0	10.40
M 100-P-80	80.0	47.50	31.40	15.90	71.2	76.0	40.0	8.0	100.0/22727	110.0	12.36
*M 112F61-B-80	80.0	21.00	32.00	15.00	64.5	69.0	40.0	6.0	112.0/25200	123.2	6.50
M 112F2-P-125	125.0	55.00	50.00	16.00	87.1	91.6	40.0	7.2	112.0/25200	123.2	13.35
M 224F3-P-160	160.0	80.00	30.00	21.00	81.0	-	60.0	8.0	224.0/50909	246.0	17.34
*M 112F6-B-100	100.0	21.00									6.14
*M 112F6-B-125	125.0	21.00	32.00	15.00	64.0	68.3	40.0	6.0	112.0/25200	123.2	5.46
M 112F6-P-125	125.0	60.00									10.33
M 112F7-P-125	125.0	30.00	32.00	15.00	64.0	68.3	40.0	6.0	112.0/25200	123.2	6.39
M 112F8-S-100	100.0	30.00	31.00	15.00	63.5	68.0	40.0	6.0	112.0/25200	123.2	7.14
*M 112F14	160.0	21.00	31.00	14.00	64.4	69.0	40.0	6.0	112.0/25200	123.2	5.03
*M 112F15-B-100	100.0	21.00	31.00	15.00	64.5	69.0	40.0	6.0	112.0/25200	123.2	5.90
M 112F18-S-100	100.0	30.00	31.00	15.00	64.0	68.6	36.0	6.0	112.0/25200	123.2	6.20
M 112F33-P-100	100.0	60.00	32.00	15.00	72.5	77.0	40.0	8.0	112.0/25200	123.2	14.10
*M 112F49-B-100	100.0	21.00	32.00	15.00	73.0	77.5	40.0	6.0/10.0	112.0/25200	123.2	8.20
*M 112F18-B-125	125.0	21.00	31.00	15.00	-	68.6	36.0	6.0	112.0/25200	123.2	5.25
*M 112F60-B-125	125.0	21.00	32.00	15.00	64.5	69.0	40.0	6.0	112.0/25200	123.2	5.60

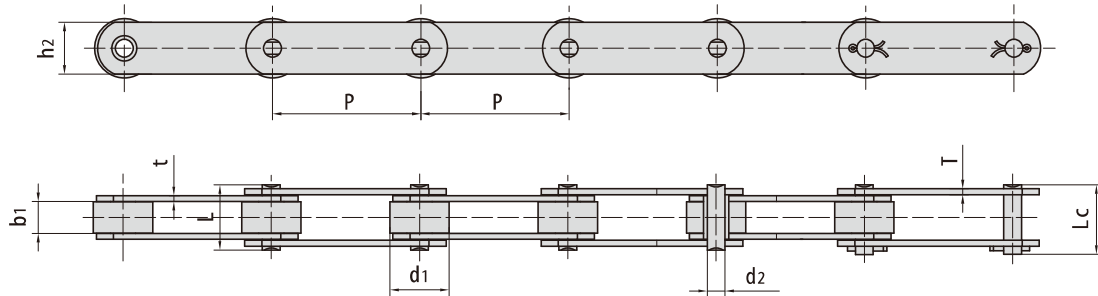
\*套筒链：表中滚子直径d1为套筒直径

\*Bush chain: d<sub>1</sub> in the table indicates the external diameter of the bush.



## M系列输送链

### Conveyor chains (M series)



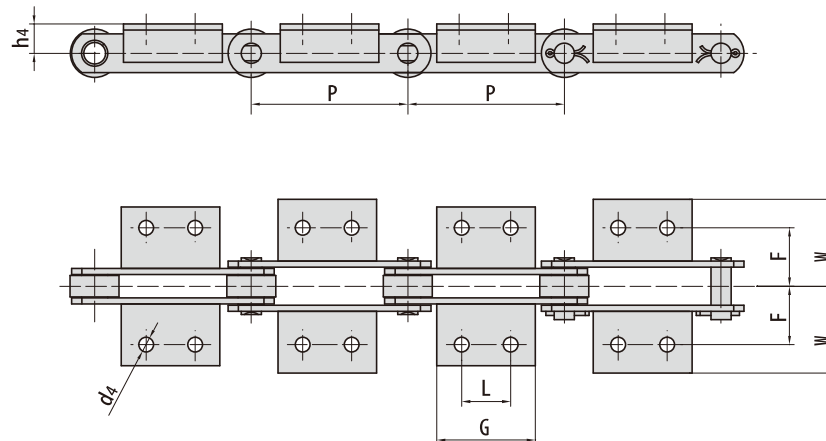
东华链号 Donghua Chain No.	节距 Pitch	滚子直径 Roller diameter	内节内宽 Width between inner plates	销轴直径 Pin diameter	销轴长度 Pin length		链板高度 Inner plate depth	链板厚度 Plate thickness	抗拉强度 Tensile strength	平均抗拉强度 Average tensile strength	每米长重 Weight per meter
	P	d1 max	b1 min	d2 max	L max	Lc max	h2 max	t/T max	Q <sub>m</sub> min	Q <sub>0</sub>	q
	mm	mm	mm	mm	mm	mm	mm	mm	kN/bf	kN	kg/m
M 112-S-150	150.0	30.0	32.0	15.0	-	69.0	40.0	6.0	160.0/36364	176.0	6.05
M 112F21-P-160	160.0	40.0	25.0	15.0	57.5	62.0	40.0	6.0	112.0/25200	123.2	6.86
M 112F24-S-100	100.0	30.0	32.0	15.0	-	73.2	36.0	6.0	112.0/25200	123.2	6.82
M 112-PF1-80	80.0	40.0	32.0	15.0	64.5	69.0	40.0	6.0	112.0/25200	123.2	10.97
*M 112F27-B-160	160.0	21.0	31.0	14.0	69.4	74.0	40.0	6.0/8.0	112.0/25200	123.2	5.80
*M 112F47-B-160	160.0	21.0	32.0	15.0	72.5	77.0	40.0	8.0	160.0/36364	176.0	7.00
M 160F1-P-100	100.0	36.0	36.0	18.0	76.0	80.0	40.0	7.0	160.0/36364	176.0	9.42
*M 160F14-B-100	100.0	25.0	37.0	18.0	77.3	83.5	50.0	8.0	160.0/36364	176.0	10.44
*M 160F15-B-100	100.0	25.0	37.0	18.0	85.3	91.5	50.0	10.0	160.0/36364	176.0	12.51
*M 160F41-B-100	100.0	25.0	37.5	18.0	73.3	79.5	50.0	7.0	160.0/36364	176.0	9.34
M 160F23-S-160	160.0	36.0	37.0	18.0	73.3	79.5	50.0	7.0	160.0/36364	176.0	11.95
*M 160F36-B-160	160.0	25.0	37.0	18.0	73.3	79.5	50.0	7.0	160.0/36364	176.0	7.86
M 160F40-P-200	200.0	70.0	37.0	20.0	83.0	89.5	51.0	9.0	180.0/40492	198.0	14.50
*M 224F30-B-125	125.0	30.0	42.0	21.0	-	92.5	56.0	8.0	224.0/50909	246.0	12.49
*M 224F40-B-160	160.0	30.0	43.0	21.0	85.0	91.0	60.0	8.0	224.0/50909	246.0	11.20
*M 224F52-B-160	160.0	30.0	43.0	21.0	93.0	99.0	60.0	10.0	224.0/50909	246.0	16.20
*M 224F31-B-200	200.0	30.0	43.0	21.0	84.0	91.0	60.0	8.0	224.0/50909	246.0	10.05
M 300F6-P-152.4	152.4	88.9	38.5	32.0	84.0	92.0	60.0	10.0/8.0	400.0/89990	500.0	23.10
*M 315F1-B-125	125.0	36.0	37.0	25.0	90.0	-	70.0	10.0	315.0/70862	346.0	19.15
M 315-S-170	170.0	50.0	47.0	25.0	98.9	105.0	70.0	10.0	315.0/70862	346.5	19.83
*M 315F6-B-160	160.0	42.0	80.0	25.0	140.0	140.0	80.0	12.0	315.0/70862	346.5	27.30
M 315F10-S-250	250.0	50.0	55.0	26.0	106.9	113.0	70.0	10.0	315.0/70862	393.7	17.60
M 315F12-S-200	200.0	45.0	48.0	25.0	119.0	126.5	70.0	15.0	600.0/135000	648.0	24.20
M 315F16-S-250	250.0	60.0	48.0	25.0	109.5	117.0	70.0	12.0	600.0/135000	648.0	21.60
*M 315F17-B-160	160.0	36.0	66.7	25.0	93.5	100.5	70.0	8.0	315.0/70862	346.5	15.04
M 315F52-S-250	250.0	60.0	48.0	25.0	108.0	115.0	70.0	12.0	315.0/70862	346.5	21.30
M 450F28-S-200	200.0	60.0	56.0	30.0	131.0	142.0	80.0	15.0	450.0/102272	562.5	36.50
*M 630-B-250	250.0	50.0	65.0	36.0	140.0	150.0	103.0	14.0	630.0/14172	693.0	36.30

\*套筒链：表中滚子直径d1为套筒直径

\*Bush chain: d1 in the table indicates the external diameter of the bush.

## M系列带附板输送链

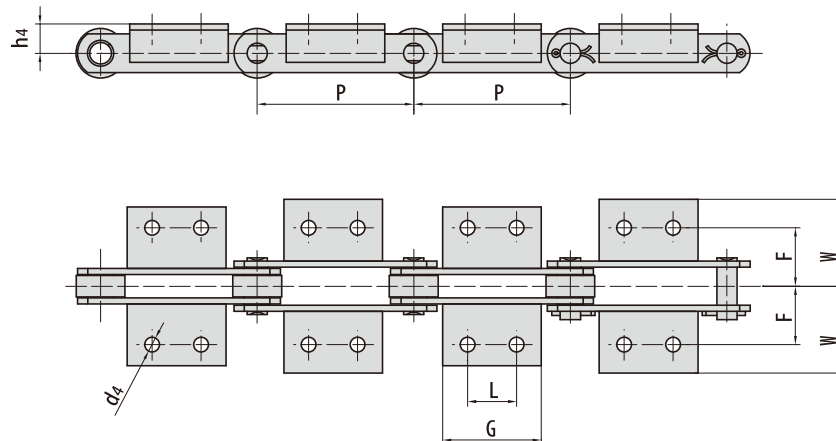
### Conveyor chains with attachments (M series)



ISO 链号 ISO Chain No.	P	L	G	d4	F	W	h4
	mm	mm	mm	mm	mm	mm	mm
M 20	40.0	△	14.0	6.6	27.0	40.0	16.0
	50.0	△	14.0				
	63.0	20.0	35.0				
	80.0	35.0	50.0				
M 28	50.0	△	20.0	9.0	32.0	47.0	20.0
	63.0	△	20.0				
	80.0	25.0	45.0				
	100.0	40.0	60.0				
M 40	63.0	△	31.0	9.0	35.0	50.0	25.0
	80.0	20.0	45.0				
	100.0	40.0	60.0				
	125.0	65.0	85.0				
M 56	63.0	△	22.0	11.0	44.0	61.0	30.0
	80.0	△	30.0				
	100.0	25.0	50.0				
	125.0	50.0	75.0				
	160.0	85.0	110.0				
M 80	80.0	△	30.0	11.0	48.0	65.0	35.0
	100.0	25.0	50.0				
	125.0	50.0	75.0				
	160.0	85.0	110.0				
	200.0	125.0	150.0				

△附板带一个孔  
△Attachments with 1 hole

## M系列带附板输送链 Conveyor chains with attachments (M series)

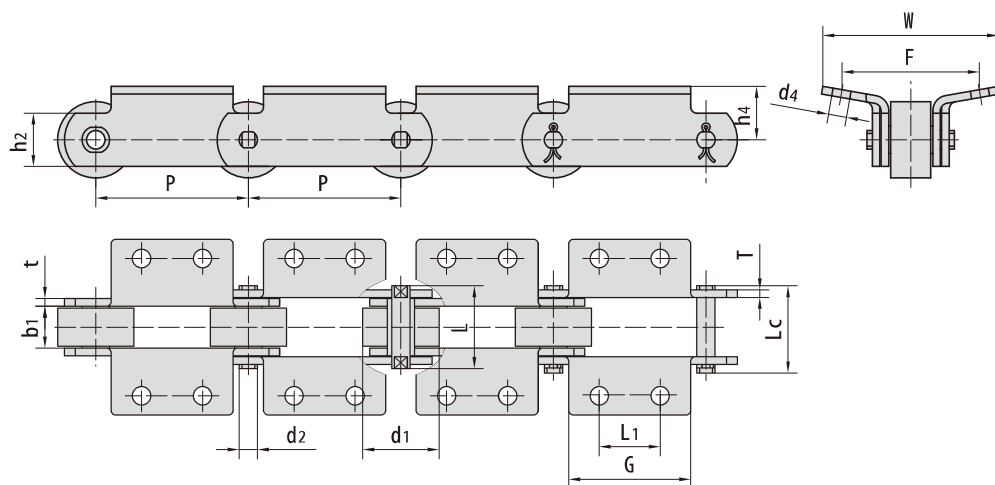


ISO 链号 ISO Chain No.	P	L	G	d4	F	W	h4
	mm	mm	mm	mm	mm	mm	mm
M 112	80.0	△	28.0	14.0	55.0	80.0	40.0
	100.0	△	40.0				
	125.0	35.0	65.0				
	160.0	65.0	95.0				
	200.0	100.0	130.0				
M 160	100.0	△	30.0	14.0	62.0	85.0	45.0
	125.0	25.0	50.0				
	160.0	50.0	80.0				
	200.0	85.0	115.0				
	250.0	145.0	175.0				
M 224	125.0	△	35.0	18.0	70.0	110.0	55.0
	160.0	△	60.0				
	200.0	65.0	100.0				
	250.0	125.0	160.0				
	315.0	190.0	230.0				
M 315	160.0	△	35.0	18.0	80.0	115.0	65.0
	200.0	50.0	85.0				
	250.0	100.0	140.0				
	315.0	155.0	190.0				
	400.0	155.0	205.0				

△附板带一个孔  
△Attachments with 1 hole

# M系列带附板输送链

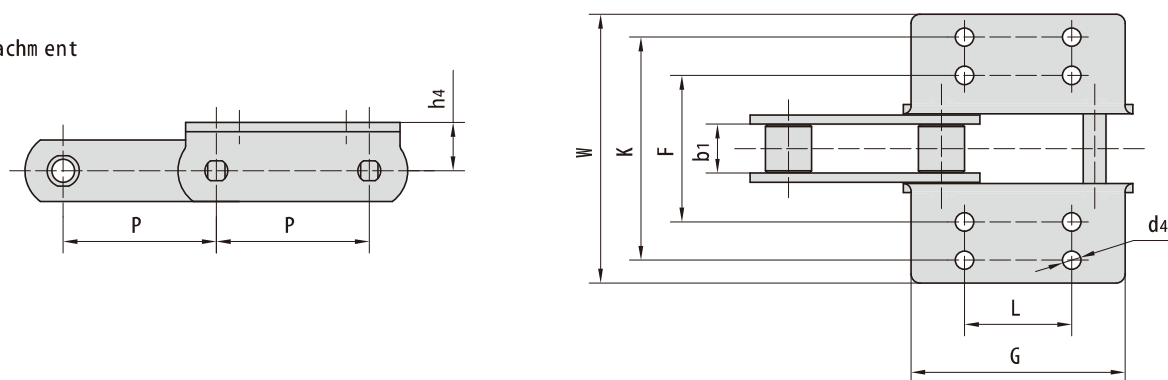
## Conveyor chains with attachments (M series)



东华链号 Donghua Chain No.	L1	G	F	W	h4	d4
	mm	mm	mm	mm	mm	mm
M 80K 2F6-P-100	40.00	80.00	90.00	115.00	35.00	12.00
M 112K 2F4-P-200	120.00	180.00	110.00	142.00	46.00	14.00

东华链号 Donghua Chain No.	节距 Pitch	滚子直径 Roller diameter	内节内宽 Width between inner plates	销轴直径 Pin diameter	销轴长度 Pin length		内链板高度 Inner plate depth	链板厚度 Plate thickness	抗拉强度 Tensile strength	每米长重 Weight per meter
	P	d1 max	b1 min	d2 max	L max	Lc max	h2 max	t/T max	Q <sub>min</sub> kN/bf	q kg/m
	mm	mm	mm	mm	mm	mm	mm	mm		
M 80K 2F6-P-100	100.00	50.00	27.00	12.00	55.0	58.5	35.00	5.00	80.0/17994	10.50
M 112K 2F4-P-200	200.00	60.00	38.50	15.00	71.7	75.6	40.00	5.00	160.0/35988	13.50

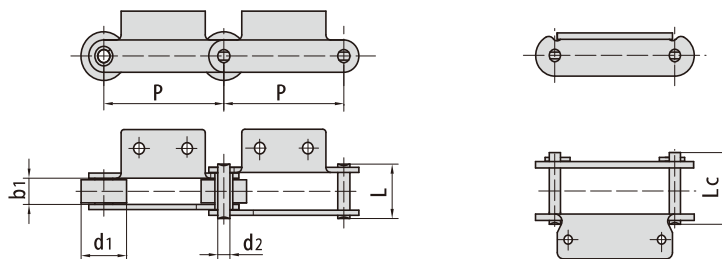
带K4附件  
With K4 attachment



东华链号 Donghua Chain No.	P	b1	h4	F	K	W	L	G	d4
	mm	mm	mm	mm	mm	mm	mm	mm	mm
M 112K 4-S-100	100.00	32.00	31.50	96.00	146.00	176.00	70.00	140.00	12.00

# M系列带附板输送链

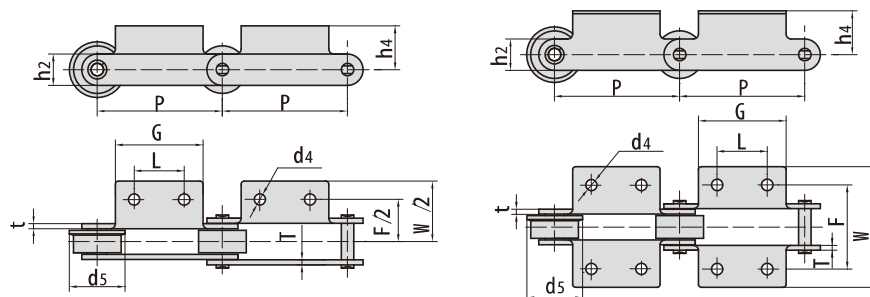
## Conveyor chains with attachments (M series)



东华链号 Donghua Chain No.	节距 Pitch	滚子直径 Roller diameter	内节内宽 Width between inner plates	销轴直径 Pin diameter	销轴长度 Pin length		抗拉强度 Tensile strength	平均抗拉强度 Average tensile strength	每米长重 Weight per meter
	P	d1 max	b1 min	d2 max	L max	Lc max	Q min	Qo	q
	mm	mm	mm	mm	mm	mm	kN/bf	kN	kg/m
M 18F1A1-P-50	50.0	25.0	11.5	5.72	26.0	28.2	18.0/4050	20.0	2.46
M 18F2A1.02-P-50	50.0	25.0	11.5	5.72	28.0	30.2	18.0/4050	20.0	2.18
M 18F2A1F1.32-P-50	50.0	25.0	11.5	5.70	28.0	30.2	18.0/4050	20.0	1.85
M 18F4A1.02-S-50	50.0	15.0	12.0	6.00	24.0	26.5	18.0/4050	20.0	1.20
M 18F8K1.03-P-50	50.0	25.0	11.5	5.72	26.0	28.2	18.0/4050	20.0	2.47
M 20K1F2.02-S-50	50.0	12.5	16.0	6.00	31.0	33.5	20.0/4545	25.0	3.60
M 20A2F1-S-50	50.0	12.5	16.0	6.00	31.0	33.5	20.0/4545	25.0	1.53
M 28F1A2-P-80	80.0	29.4	18.0	7.00	35.4	38.7	28.0/6300	31.0	2.60
M 28F3A2-P-63	63.0	30.0	17.0	7.00	37.3	40.3	35.0/7874	39.0	3.48
M 28F3A2-F-100	100.0	30.0	17.0	7.00	37.3	40.3	35.0/7874	39.0	3.46
M 32A1.02-P-50	50.0	31.0	15.0	10.00	33.0	35.5	32.0/7200	35.2	4.09
M 32A1F1-P-50	50.0	31.0	15.0	10.00	33.0	35.5	32.0/7200	35.2	3.96
M 32A1F2.02-PF1-50	50.0	36.0	14.8	10.00	32.6	35.5	35.0/7874	39.0	4.40
M 35F4A1.01-C-69	69.0	25.0	12.0	7.00	27.5	30.0	35.0/7874	39.0	2.26
M 40FA1.02-P-50	50.0	31.0	15.0	10.00	36.6	39.0	75.0/16872	82.5	4.52
M 40FK2F1-P-50	50.0	31.0	15.0	10.00	36.6	39.0	40.0/8992	44.0	4.94
M 40FA2-P-50	50.0	31.0	15.0	10.00	36.6	39.0	40.0/8992	44.0	4.54
M 40FA1F1.02-P-50	50.0	31.0	15.0	10.00	36.6	39.0	40.0/8992	44.0	4.31
M 40FA2F1.08-P-50	50.0	31.0	15.0	10.00	36.6	39.0	40.0/8992	44.0	4.08
M 40F17A2-P-50.8	50.8	31.0	15.2	13.40	38.0	42.8	53.9/12127	59.2	4.90
M 40F31A2.02-P-50.8	50.8	31.8	15.0	14.00	37.0	40.5	40.0/8992	44.0	4.60
M 40F17K1.10-P-50.8	50.8	31.0	15.2	13.35	38.0	42.8	53.9/12127	59.2	4.60
M 40F5A2-S-65	65.0	24.0	15.0	12.00	38.0	41.0	40.0/8992	44.0	4.74
M 40F10-F-76.2	76.2	31.5	15.0	14.00	38.0	42.0	40.0/8992	44.0	4.16
M 40A2F2-F-80	80.0	36.0	20.0	8.50	40.5	45.0	40.0/8992	44.0	4.98
M 40F1-P-125	125.0	36.0	38.0	14.27	75.6	-	40.0/8992	44.0	10.18
M 56F1-P-100	100.0	38.0	20.5	10.00	42.3	46.1	56.0/12727	61.0	4.63
M 56F2-P-100	100.0	42.0	22.5	10.00	44.6	48.5	56.0/12727	61.0	5.67
M 56F2-F-100	100.0	42.0	22.5	10.00	44.6	48.5	56.0/12727	61.0	5.88
M 56F3-P-100	100.0	38.0	20.5	10.00	42.3	46.1	56.0/12727	61.0	4.72
M 56F3-F-06-100	100.0	38.0	20.5	10.00	42.3	46.1	56.0/12727	61.0	4.70
M 56F8-P-100	100.0	38.0	17.0	10.00	38.8	42.6	56.0/12727	61.0	3.79
M 56F9-F1-100	100.0	38.0	20.5	10.00	46.3	50.1	88.2/19845	97.0	5.80
M 56F23-F-100	100.0	42.0	24.0	10.00	44.6	49.5	56.0/12727	61.0	5.52
M 56F38A2-P-100	100.0	36.0	15.2	10.00	37.0	40.8	56.0/12727	61.0	3.64
M 56F6A2.02-PF1-100	100.0	38.0	17.0	10.00	38.8	42.6	56.0/12727	61.0	4.10
M 56A2-P-125	125.0	42.0	24.0	10.00	46.0	49.5	56.0/12727	61.0	5.24
M 56F26A2.02-F-125	125.0	42.0	24.0	10.00	46.0	49.5	56.0/12727	61.0	4.82
M 75-P100	100.0	38.0	18.9	9.53	40.4	44.7	75.0/17045	83.0	4.85

# M系列带附板输送链

## Conveyor chains with attachments (M series)

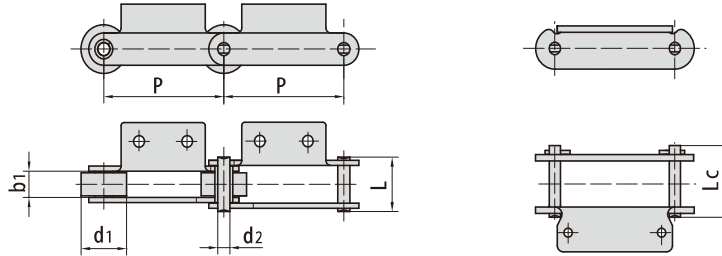


东华链号 Donghua Chain No.	P	L	G	F	W	h4	h2	d4	t/T	d5
	mm	mm	mm	mm	mm	mm	mm	mm	mm	mm
M 18F1A1-P-50	50.0	△	46.0	44.0	72.0	24.0	18.0	6.5	2.50	-
M 18F2A1.02-P-50	50.0	△	41.0	48.0	68.0	25.0	15.0	6.5	3.00	-
M 18F2A1F1.32-P-50	50.0	△	42.0	44.6	64.6	22.5	15.0	6.0	3.00	-
M 18F4A1.02-S-50	50.0	△	30.0	50.0	83.0	20.0	15.0	8.0	2.03	-
M 18F8K1.03-P-50	50.0	△	46.0	44.0	66.6	24.0	18	8.5	2.50	-
M 20K1F2.02-S-50	50.0	△	20.0	54.0	75.0	16.0	18.0	6.6	2.50	-
M 20A2F1-S-50	50.0	20.0	35.0	52.0	80.0	13.0	18.0	8.1	2.50	-
M 28F1A2-P-80	80.0	25.0	45.8	66.0	91.6	11.8	20.5	8.8	3.25	-
M 28F3A2-P-63	63.0	20.0	50.0	64.0	92.0	20.0	20.0	9.0	4.00	-
M 28F3A2-F-100	100.0	40.0	76.0	64.0	100.0	20.0	20.0	9.0	4.00	40.0
M 32A1.02-P-50	50.0	△	60.0	62.0	97.0	35.0	23.0	10.0	3.00	-
M 32A1F1-P-50	50.0	△	30.0	62.0	92.0	28.0	23.0	10.0	3.00	-
M 32A1F2.02-PF1-50	50.0	△	60.0	62.0	97.0	16.5	23.0	10.0	3.00	-
M 35F4A1.01-C-69	69.0	△	60.0	50.0	74.0	25.5	19.0	7.0	2.50	-
M 40FA1.02-P-50	50.0	△	60.0	70.0	98.0	17.5	25.0	10.0	4.00	-
M 40FK2F1-P-50	50.0	30.0	60.0	67.5	100.0	17.0	25.0	9.0	4.00	-
M 40FA2-P-50	50.0	30.0	45.0	93.0	136.0	14.5	25.0	6.5	4.00	-
M 40FA1F1.02-P-50	50.0	△	35.0	54.0	104.0	20.5	25.0	10.5	4.00	-
M 40FA2F1.08-P-50	50.0	25.0	45.0	90.0	122.0	22.0	25.0	8.5	4.00	-
M 40F17A2-P-50.8	50.8	30.0	55.0	66.0	92.0	18.0	25.0	10.2	5.00/4.00	-
M 40F31A2.02-P-50.8	50.8	19.0	40.0	64.0	100.0	19.0	26.3	8.0	4.00	-
M 40F17K1.10-P-50.8	50.8	△	55.0	66.0	92.0	18.0	25.0	10.2	5.00/4.00	-
M 40F5A2-S-65	65.0	25.0	45.0	90.0	122.0	24.5	30.0	8.5	4.00	-
M 40F10-F-76.2	76.2	22.2	38.3	76.2	106.5	19.0	26.0	9.4	4.00	40.0
M 40A2F2-F-80	80.0	20.0	50.0	70.0	112.0	35.0	25.0	9.0	3.50	45.0
M 40F1-P-125	125.0	50.0	90.0	100.0	140.0	36.0	50.0	13.0	6.00	-
M 56F1-P-100	100.0	40.0	70.0	67.5	96.6	35.0	25.0	9.0	4.00	-
M 56F2-P-100	100.0	29.7	50.0	124.0	148.0	21.5	32.0	7.0	4.00	-
M 56F2-F-100	100.0	29.7	50.0	124.0	148.0	21.5	32.0	7.0	4.00	50.0
M 56F3-P-100	100.0	50.0	70.0	71.0	101.0	35.0	25.0	9.0	4.00	-
M 56F3-F.06-100	100.0	50.0	70.0	71.0	101.0	35.0	25.0	9.0	4.00	44.5
M 56F8-P-100	100.0	△	70.0	63.8	95.0	25.0	25.0	8.2	4.00	-
M 56F9-F1-100	100.0	40.0	70.0	68.0	96.6	25.0	32.0	9.0	5.00	45.0
M 56F23-F-100	100.0	40.0	70.0	71.4	100.6	35.0	25.0	9.0	4.00	50.0
M 56F38A2-P-100	100.0	40.0	60.0	70.0	100.0	20.0	25.0	9.0	4.00	-
M 56F6A2.02-PF1-100	100.0	40.0	70.0	71.5	92.0	55.0	25.0	6.5	4.00	-
M 56A2-P-125	125.0	50.0	75.0	88.0	128.0	30.0	30.0	11.0	4.00	-
M 56F26A2.02-F-125	125.0	50.0	75.0	88.0	128.0	30.0	30.0	9.0	4.00	50.0
M 75-P100	100.0	40.0	70.0	64.0	112.0	24.9	26.0	9.0	4.00	-

△附板带一个孔

△Attachments with 1 hole

## M系列带附板输送链 Conveyor chains with attachments (M series)



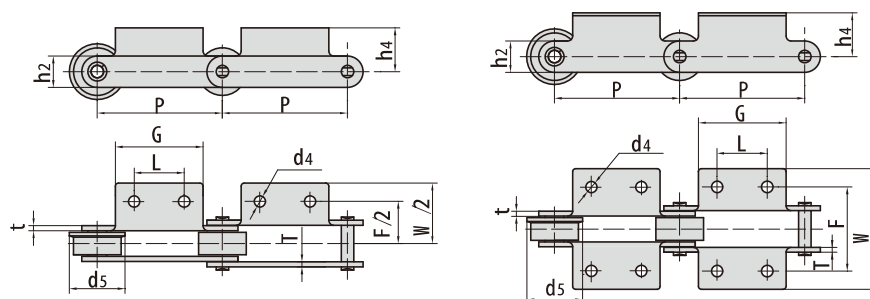
东华链号 Donghua Chain No.	节距 Pitch	滚子直径 Roller diameter	内节内宽 Width between inner plates	销轴直径 Pin diameter	销轴长度 Pin length		抗拉强度 Tensile strength	平均抗拉强度 Average tensile strength	每米长重 Weight per meter
	P	d1 max	b1 min	d2 max	L max	Lc max	Q <sub>min</sub>	Q <sub>0</sub>	q
	mm	mm	mm	mm	mm	mm	kN/bf	kN	kg/m
M 75-P100F1	100.0	38.0	18.9	9.53	38.4	42.7	75.0/17045	83.0	4.01
M 75-P100F3	100.0	28.5	23.9	11.10	46.3	50.3	75.0/17045	83.0	4.53
M 75F4-P-100	100.0	38.0	18.9	9.53	40.4	44.7	75.0/17045	83.0	4.62
M 75-PF1-100	100.0	19.1	18.9	9.53	40.4	44.7	75.0/17045	75.0	3.43
M 80K1F1-P-100	100.0	50.0	28.0	12.00	55.0	58.5	80.0/18000	88.0	9.10
*M 80K2F1-B-100	100.0	18.0	28.0	12.00	55.0	58.5	80.0/18000	88.0	5.94
*M 80F5K1-B-100	100.0	18.0	28.0	12.00	55.0	58.5	80.0/18000	88.0	5.45
M 80A2F1-F-160	160.0	50.0	29.0	12.00	65.0	-	80.0/18000	88.0	7.45
M 80F43K2-P-200	200.0	50.0	28.0	12.00	55.0	59.0	80.0/18000	88.0	7.90
M 112F5K2-P-100	100.0	36.0	37.0	16.00	69.0	74.0	112.0/25200	123.2	8.28
M 112A2F18.04-P-100	100.0	60.0	31.0	15.00	64.0	73.0	112.0/25200	123.2	11.80
*M 112K2F2-B-100	100.0	21.0	32.0	15.00	64.5	69.0	112.0/25200	123.2	7.53
M 112F38A2.04-P-100	100.0	60.0	32.0	15.00	64.5	69.0	112.0/25200	123.2	12.74
M 112F16K1-P-125	125.0	60.0	32.0	15.00	68.5	73.0	112.0/25200	123.2	13.00
M 112K2F1-S-125	125.0	30.0	32.0	16.00	64.5	69.0	112.0/25200	123.2	7.35
M 112F9A2-F-180	180.0	50.0	32.0	15.00	64.5	69.0	160.0/35993	176.0	10.30
M 112F3-F-200	200.0	60.0	37.0	16.00	69.0	74.0	112.0/25200	123.2	11.00
M 112A2F21-F-315	315.0	60.0	32.0	15.00	65.0	70.0	112.0/25200	123.2	8.50
M 160F1K2-P-100	100.0	36.0	36.0	18.00	76.0	80.0	160.0/35993	176.0	10.80
*M 160F1K2.03-B-100	100.0	18.0	36.0	18.00	76.0	80.0	160.0/35993	176.0	9.73
M 160F12K2-S-100	100.0	36.0	38.0	14.00	76.0	-	100.0/22496	110.0	9.33
*M 160F2-B-100	100.0	25.0	37.0	18.00	73.3	83.0	222.0/49940	244.2	11.36
M 160F25K2.04-B-100	100.0	25.0	37.0	18.00	73.3	79.5	160.0/36364	176.0	10.83
*M 160F41K2-B-100	100.0	36.0	37.0	18.00	73.3	79.5	160.0/35993	176.0	14.75
*M 160F55K2-B-100	100.0	25.0	37.0	18.00	-	86.0	160.0/35993	176.0	15.04
M 160F3K1F1-P-101.6	101.6	66.7	26.0	26.90	58.0	78.5	156.0/35093	171.6	17.37
M 160A2F1.02-P-152.4	152.4	66.7	25.4	26.90	58.0	68.0	160.0/35993	176.0	12.55
M 160A2F7-F-200	200.0	70.0	37.0	18.00	85.0	-	181.8/40905	200.0	15.20
M 160A2F8-F-200	200.0	70.0	37.0	18.00	85.0	-	181.8/40905	200.0	15.23
M 160K2F2-S-200	200.0	36.0	36.0	18.00	76.0	80.0	160.0/36364	176.0	11.40
M 160A2F8-F-200	200.0	70.0	37.0	18.00	85.0	-	181.8/40905	200.0	15.20
M 224F6A2-P-160	160.0	85.0	42.0	21.00	87.5	92.5	224.0/50909	246.5	27.56
M 224F29A2-F-200	200.0	85.0	43.0	21.00	85.0	91.0	224.0/50909	246.0	21.60
M 224F1K2-P-200	200.0	85.0	42.0	21.00	95.0	-	224.0/50909	246.0	21.20
M 224F42K2-S-200	200.0	42.0	44.0	21.00	-	99.0	224.0/50909	246.0	17.20
M 315F22A2-F-400	400.0	100.0	56.0	25.00	109.8	115.3	315.0/70815	346.5	26.60
M 315K2F1-P-250	250.0	50.0	47.0	25.00	98.9	105.0	315.0/70815	346.5	20.60
M 450F26A2-F-400	400.0	100.0	56.0	30.00	111.0	118.0	315.0/70815	346.5	27.60

\*套筒链：表中滚子直径d1为套筒直径

\*Bush chain: d1 in the table indicates the external diameter of the bush.

# M系列带附板输送链

## Conveyor chains with attachments (M series)



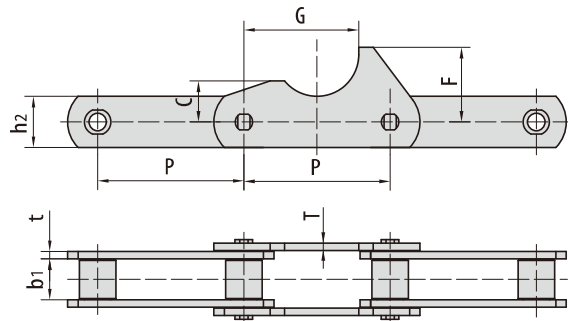
东华链号 Donghua Chain No.	P	L	G	F	W	h4	h2	d4	t/T	d5
	mm	mm	mm	mm	mm	mm	mm	mm	mm	mm
M 75-P 100F1	100.0	40.0	70.0	64.0	112.0	24.4	26.0	9.0	3.50	-
M 75-P 100F3	100.0	50.0	70.0	75.7	96.7	35.0	26.0	9.7	4.00	-
M 75F4-P-100	100.0	40.0	70.0	90.0	112.4	24.9	26.0	8.5	4.00	-
M 75-P F1-100	100.0	40.0	70.0	64.0	112.0	24.9	26.0	9.0	4.00	-
M 80K 1F1-P-100	100.0	△	30.0	96.0	138.0	35.0	35.0	11.0	5.00	-
M 80K 2F1-B-100	100.0	70.0	100.0	96.0	130.0	35.0	35.0	11.0	5.00	-
M 80F5K 1-B-100	100.0	△	60.0	100.0	156.0	23.2	35.0	13.0×17.0	5.00	-
M 80A 2F1-F-160	160.0	60.0	95.0	94.0	124.0	27.5	35.0	9.0	5.00	60.0
M 80F43K 2-P-200	200.0	80.0	120.0	96.0	130.0	35.0	35.0	11.0	5.00	-
M 112F5K 2-P-100	100.0	35.0	65.0	98.5	140.0	40.0	40.0	14.0	6.00	-
M 112A 2F18.04-P-100	100.0	30.0	60.0	100.0	130.0	33.0	36.0	9.0	6.00	-
M 112K 2F2-B-100	100.0	30.0	60.0	100.0	130.0	30.0	40.0	9.0	6.00	-
M 112F38A 2.04-P-100	100.0	35.0	70.0	110.0	160.0	40.0	40.0	14.0	6.00	-
M 112F16K 1-P-125	125.0	△	72.0	120.0	184.0	39.0	40.0	13.0	7.00	-
M 112K 2F1-S-125	125.0	80.0	110.0	85.8	115.8	35.0	40.0	13.0	6.00	-
M 112F9A 2-F-180	180.0	100.0	130.0	110.0	160.0	40.0	40.0	14.0	6.00	60.0
M 112F3-F-200	200.0	90.0	120.0	102.0	137.5	40.0	45.0	11.0	6.00	75.0
M 112A 2F21-F-315	315.0	160.0	200.0	110.0	160.0	40.0	40.0	14.0	6.00	70.0
M 160F1K 2-P-100	100.0	40.0	80.0	124.0	183.0	35.0	40.0	14.0	7.00	-
M 160F1K 2.03-B-100	100.0	40.0	80.0	124.0	283.0	35.0	40.0	14.0	7.00	-
M 160F12K 2-S-100	100.0	30.0	70.0	100.0	120.0	35.0	40.0	13.0	5.60	-
M 160F2-B-100	100.0	△	110.0	125.0	155.0	45.0	50.0	17.0	7.00	-
M 160F25K 2.04-B-100	100.0	40.0	80.0	124.0	180.0	45.0	50.0	14.0	7.00	-
M 160F41K 2-B-100	100.0	40.0	80.0	124.0	180.0	45.0	55.0	14.0	7.00	-
M 160F55K 2-B-100	100.0	40.0	80.0	124.0	200.0	43.0	50.0	14.0	8.00	-
M 160F3K 1F1-P-101.6	101.6	△	56.0	175.0	204.0	38.0	51.0	11.0	7.1/5.1	-
M 160A 2F1.02-P-152.4	152.4	38.0	64.0	120.0	154.0	30.0	50.0	10.5	7.1/5.1	-
M 160A 2F7-F-200	200.0	85.0	115.0	124.0	170.0	45.0	51.0	14.0	7.00	85.0
M 160A 2F8-F-200	200.0	80.0	115.0	124.0	170.0	45.0	51.0	12.0	7.00	85.0
M 160K 2F2-S-200	200.0	100.0	180.0	103.0	133.0	45.0	51.0	9.0	7.00	-
M 160A 2F8-F-200	200.0	80.0	115.0	124.0	170.0	45.0	51.0	12.0	7.00	85.0
M 224F6A 2-P-160	160.0	80.0	125.0	136.0	182.0	62.0	72.0	17.0	8.00	-
M 224F29A 2-F-200	200.0	50.0	100.0	170.0	200.0	45.0	60.0	13.0	8.00	100.0
M 224F1K 2-P-200	200.0	80.0	120.0	128.0	168.0	40.0	50.0	14.0	9.00	-
M 224F42K 2-S-200	200.0	60.0	100.0	142.0	180.0	54.0	62.0	15.0	8.00	-
M 315F22A 2-F-400	400.0	200.0	250.0	160.0	207.6	70.0	70.0	18.0	10.00	120.0
M 315K 2F1-P-250	250.0	60.0	100.0	127.0	168.0	57.0	82.0	14.0	10.00	-
M 450F26A 2-F-400	400.0	200.0	250.0	160.0	207.6	70.0	75.0	18.0	10.00	119.0

△附板带一个孔

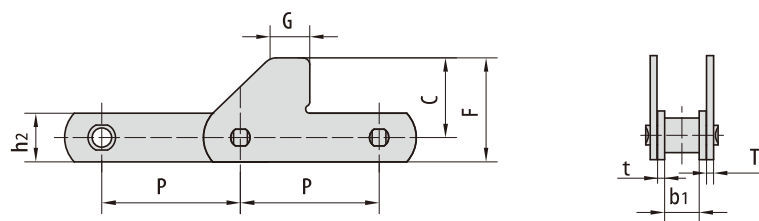
△Attachments with 1 hole



## M系列带附板输送链 Conveyor chains with attachments (M series)

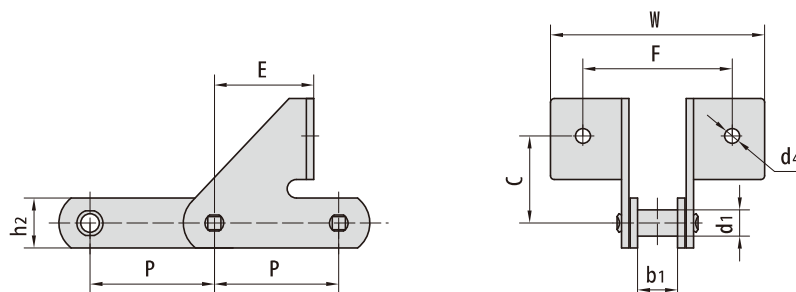


东华链号 Donghua Chain No.	P	b <sub>1</sub>	h <sub>2</sub>	t/T	C	F	G
	mm	mm	mm	mm	mm	mm	mm
M 80F29-S-100	100.00	28.00	35.00	5.00	28.00	51.00	78.50



东华链号 Donghua Chain No.	P	b <sub>1</sub>	h <sub>2</sub>	t/T	C	F	G
	mm	mm	mm	mm	mm	mm	mm
M 80F41-P-100	100.00	28.00	35.00	5.00	40.00	75.00	29.00

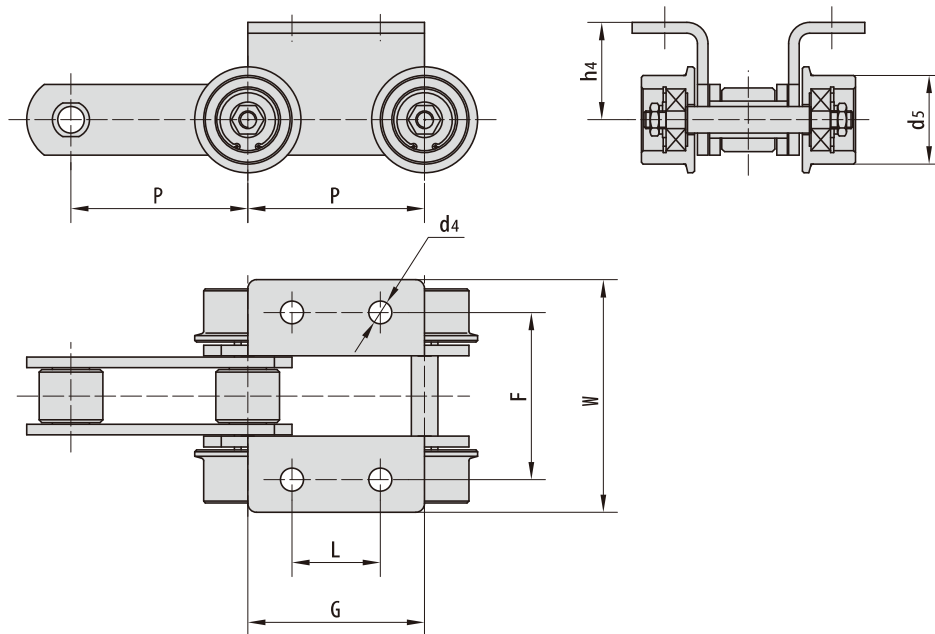
带SD附件  
With SD attachment



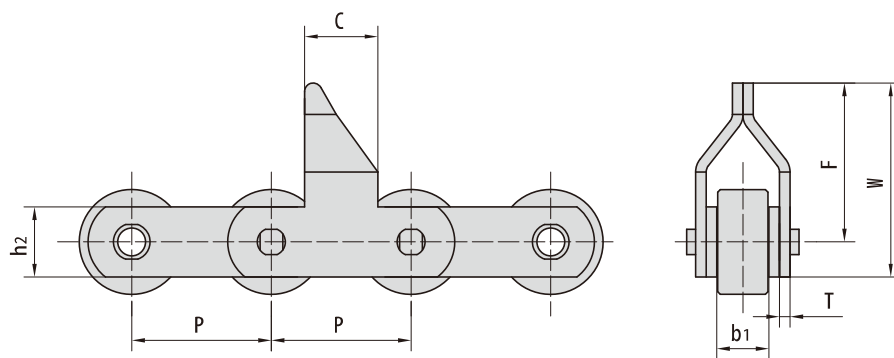
东华链号 Donghua Chain No.	P	d <sub>1</sub>	b <sub>1</sub>	h <sub>2</sub>	C	E	F	W	d <sub>4</sub>
	mm	mm	mm	mm	mm	mm	mm	mm	mm
M 112F52SD-B-100	100.00	21.00	32.00	40.00	70.00	80.00	120.00	172.00	12.00

## M系列带附板输送链

### Conveyor chains with attachments (M series)



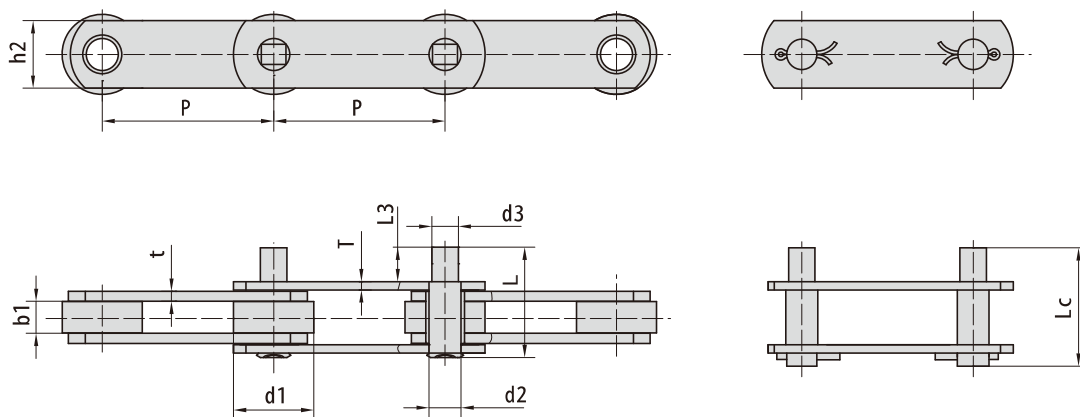
东华链号 Donghua Chain No.	P	L	G	F	W	h4	d4	d5
	mm	mm	mm	mm	mm	mm	mm	mm
M 112F34-P-100	100.00	50.00	100.00	95.00	130.00	55.00	13.00	50.00



东华链号 Donghua Chain No.	P	b1	h2	T	C	F	W
	mm	mm	mm	mm	mm	mm	mm
M 112F39-P-80	80.00	32.00	40.00	6.00	42.00	91.00	111.00

# M系列带加长销输送链

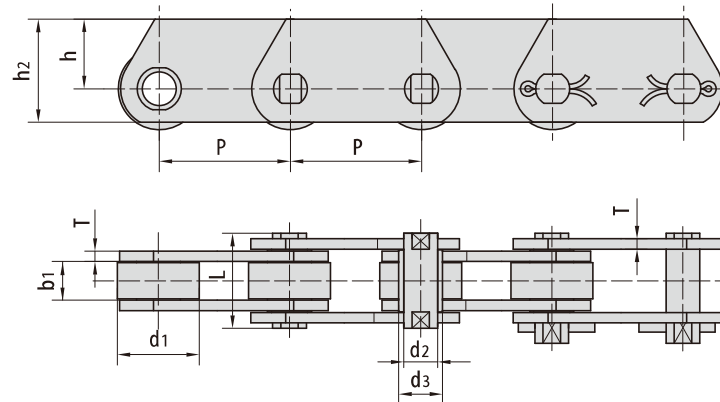
Conveyor chains with extended pins (M series)



东华链号 Donghua Chain No.	节距 Pitch	滚子直径 Roller diameter	内节内宽 Width between inner plates	销轴直径 Pin diameter	加长销尺寸 Extended pin dimension		销轴长度 Pin length		内链板高度 Inner plate depth	链板厚度 Plate thickness
	P	d <sub>1 max</sub>	b <sub>1 min</sub>	d <sub>2 max</sub>	d <sub>3 max</sub>	L <sub>3</sub>	L <sub>max</sub>	L <sub>c max</sub>	h <sub>2 max</sub>	t/T <sub>max</sub>
	mm	mm	mm	mm	mm	mm	mm	mm	mm	mm
M 18F7-D 3-P-75	75.00	25.00	11.50	5.72	12.00	30.0	56.6	58.9	20.0	3.0
M 20D 1F1.02-P-80	80.00	25.00	16.00	6.00	6.00	25.5	54.7	57.2	18.0	2.5
M 75-D 3-P-100	100.00	38.00	18.95	9.53	11.00	38.0	76.2	80.5	26.0	4.0
M 20-D 1F2.02-P-80	80.00	25.00	16.00	6.00	6.00	27.8	57.0	59.5	18.0	2.5
M 35F1-P-35	35.00	20.00	16.00	7.00	10.00	30.0	59.0	61.9	18.0	2.5
M 35F7-D 1-P-35	35.00	20.00	16.00	8.00	10.00	25.0	56.0	-	18.0	3.0
M 100F11-P-101.6-D 3	101.60	47.50	19.00	19.00	15.70	20.0	66.3	71.5	40.0	6.0/5.0
M 100-P-152.4-D 3	152.40	47.50	19.00	19.00	18.25	84.8	127.5	132.7	40.0	5.0/4.0
M 100-P-203.2-D 3	203.20	47.50	19.00	19.00	18.25	84.8	127.5	132.7	40.0	5.0/4.0
M 160F58-D 1.04-P-125	125.00	70.00	34.00	18.00	18.00	71.6	104.0	-	52.0	8.0

东华链号 Donghua Chain No.	抗拉强度 Tensile strength	平均抗拉强度 Average tensile strength	每米长重 Weight per meter
	Q <sub>min</sub>	Q <sub>0 min</sub>	q
	kN/bf	kN	kg/m
M 18F7-D 3-P-75	18.0/4050	20.00	2.14
M 20D 1F1.02-P-80	20.0/4545	25.00	1.65
M 75-D 3-P-100	75.0/16870	82.50	3.61
M 20-D 1F2.02-P-80	20.0/4545	22.00	1.65
M 35F1-P-35	35.0/7874	39.00	2.47
M 35F7-D 1-P-35	35.0/7874	39.00	2.77
M 100F11-P-101.6-D 3	150.0/33722	165.00	7.60
M 100-P-152.4-D 3	100.0/22496	110.00	6.36
M 100-P-203.2-D 3	100.0/22496	110.00	5.49
M 160F58-D 1.04-P-125	160.0/36364	176.00	17.70

## MT系列输送链 Conveyor chains (MT series)



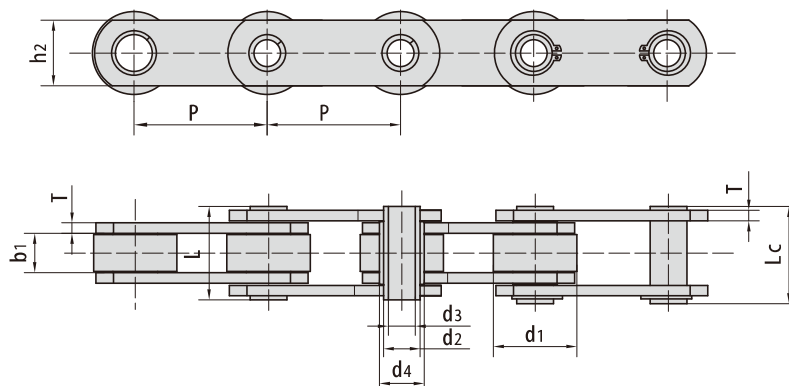
D N 链号 D N Chain No.	节距 Pitch					滚子直径 Roller diameter	销轴直径 Pin diameter	套筒直径 Bush diameter	链板厚度 Plate thickness
	P					d1 max	d2 max	d3 max	T max
	mm					mm	mm	mm	mm
MT20	40.0	50.0	63.0	80.0	100.0	25.0	6.0	9.0	2.5
MT28	50.0	63.0	80.0	100.0	125.0	30.0	7.0	10.0	3.0
MT40	63.0	80.0	100.0	125.0	160.0	36.0	8.5	12.5	3.5
MT56	63.0	80.0	100.0	125.0	160.0	42.0	10.0	15.0	4.0
MT80	80.0	100.0	125.0	160.0	200.0	50.0	12.0	18.0	5.0
MT112	80.0	100.0	125.0	160.0	200.0	60.0	15.0	21.0	6.0
MT160	100.0	125.0	160.0	200.0	250.0	70.0	18.0	25.0	7.0
MT224	125.0	160.0	200.0	250.0	315.0	85.0	21.0	30.0	8.0
MT315	160.0	200.0	250.0	315.0	400.0	100.0	25.0	36.0	10.0
MT450	200.0	250.0	315.0	400.0	500.0	120.0	30.0	42.0	12.0

D N 链号 D N Chain No.	内节内宽 Width between inner plates	销轴长度 Pin length	链板高度 Plate depth		抗拉强度 Tensile strength	
	b1	L	h2	h	Q	*Q
	min mm	max mm	max mm	max mm	min kN/bf	min kN/bf
MT20	16.0	35.0	25.0	16.0	20.0/4545	32.0/7270
MT28	18.0	40.0	30.0	20.0	28.0/6364	42.0/9545
MT40	20.0	45.0	35.0	22.5	40.0/9091	60.0/13635
MT56	24.0	52.0	45.0	30.0	56.0/12727	85.0/19318
MT80	28.0	62.0	50.0	32.5	80.0/18182	125.0/28408
MT112	32.0	73.0	60.0	40.0	112.0/25454	175.0/39768
MT160	37.0	85.0	70.0	45.0	160.0/36364	260.0/59090
MT224	43.0	98.0	90.0	60.0	224.0/50909	340.0/77272
MT315	48.0	112.0	100.0	65.0	315.0/71591	520.0/118180
MT450	56.0	135.0	120.0	80.0	450.0/102272	700.0/159089

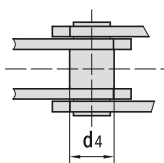
\*Q 表示热处理后的抗拉强度

\*Q denotes the tensile strength after hardened

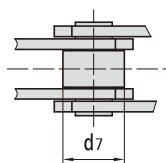
# MC系列空心销轴输送链 Hollow pin conveyor chains (MC series)



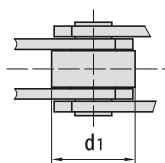
无滚子  
without rollers



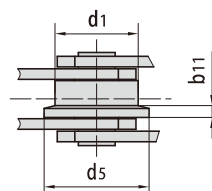
带S型小滚子  
with S small rollers type



带P型大滚子  
with P large rollers type



带F型带肩滚子  
with F flanged rollers type



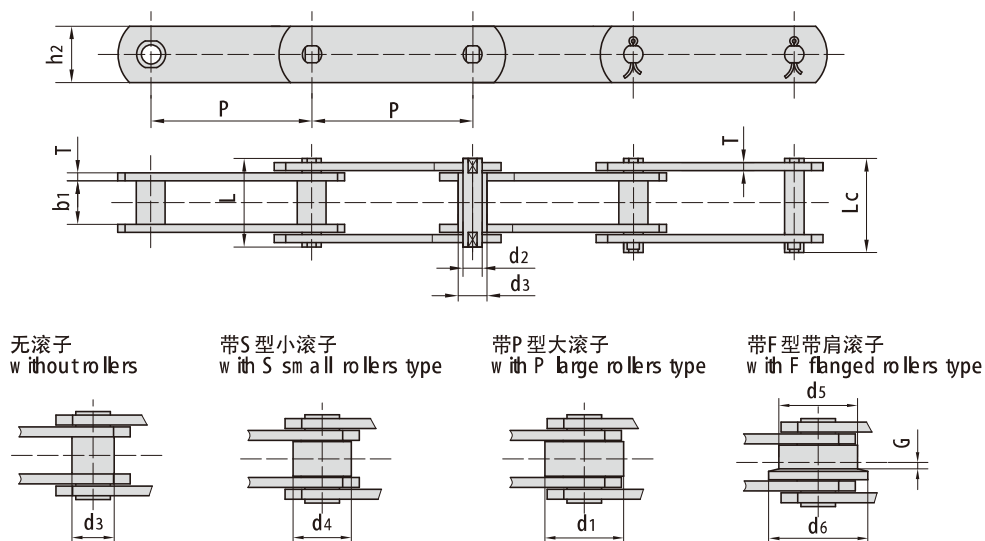
D N 链号 D N Chain No.	节距 Pitch						滚子尺寸 Roller dimension				套筒直径 Bush diameter	链板高度 Plate depth
	P						d1 max	d7 max	d5 max	b11	d4 max	h2 max
	mm						mm	mm	mm	mm	mm	mm
MC 28	63.0	80.0	100.0	125.0	160.0	-	36.0	25.0	45.0	4.5	17.5	25.0
MC 56	80.0	100.0	125.0	160.0	200.0	250.0	50.0	30.0	60.0	5.0	21.0	35.0
MC 112	100.0	125.0	160.0	200.0	250.0	315.0	70.0	42.0	85.0	7.0	29.0	50.0
MC 224	160.0	200.0	250.0	315.0	400.0	500.0	100.0	60.0	120.0	10.0	41.0	70.0

D N 链号 D N Chain No.	内节内宽 Width between inner plates	销轴直径 Pin diameter		销轴长度 Pin length		链板厚度 Plate thickness	抗拉强度 Tensile strength	
	b1 min	d2 max	d3 min	L max	Lc max	T max	Q min	*Q min
	mm	mm	mm	mm	mm	mm	kN/bf	kN/bf
MC 28	20.0	13.0	8.2	36.0	38.5	3.5	28.0/6364	40.0/9091
MC 56	24.0	15.5	10.2	45.0	47.5	4.0	56.0/12727	90.0/20454
MC 112	32.0	22.0	14.3	62.5	64.3	6.0	112.0/25454	180.0/40908
MC 224	43.0	31.0	20.3	83.0	85.5	8.0	224.0/50909	350.0/79544

\*Q 表示热处理后的抗拉强度

\*Q denotes the tensile strength after hardened

## FV系列输送链 Conveyor chains (FV series)



D N 链号 D N Chain No.	节距 Pitch							滚子尺寸 Roller dimension					套筒直径 Bush diameter
	P							d1 max	d4 max	d5 max	d6 max	G	d3 max
	mm	mm	mm	mm	mm	mm	mm	mm	mm	mm	mm	mm	mm
FV40	50.0	63.0	80.0	100.0	125.0	-	-	32.0	20.0	40.0	50.0	4.0	15.0
FV63	50.0	63.0	80.0	100.0	125.0	160.0	-	40.0	26.0	50.0	63.0	5.0	18.0
FV90	63.0	80.0	100.0	125.0	160.0	200.0	250.0	48.0	30.0	63.0	78.0	6.5	20.0
FV112	80.0	100.0	125.0	160.0	200.0	250.0	-	55.0	32.0	72.0	90.0	7.5	22.0
FV140	63.0	100.0	125.0	160.0	200.0	250.0	-	60.0	36.0	80.0	100.0	9.0	26.0
FV180	100.0	125.0	160.0	200.0	250.0	315.0	-	70.0	42.0	100.0	125.0	13.0	30.0
FV250	125.0	160.0	200.0	250.0	315.0	400.0	-	80.0	50.0	125.0	155.0	15.0	36.0
FV315	160.0	200.0	250.0	315.0	400.0	-	-	90.0	60.0	140.0	175.0	18.0	42.0

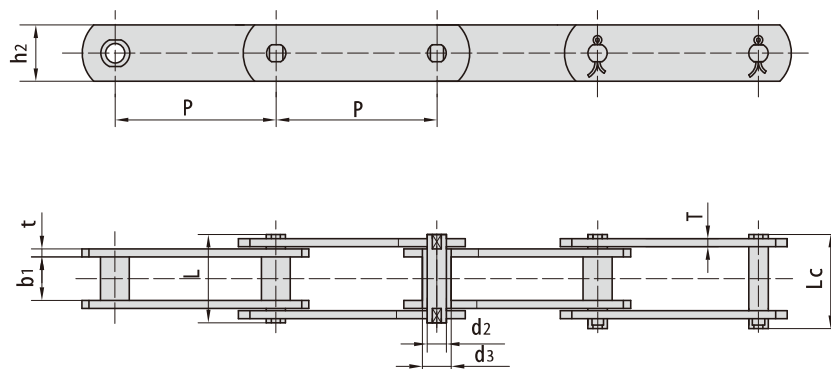
D N 链号 D N Chain No.	内节内宽 Width between inner plates	销轴直径 pin diameter	销轴长度 Pin length		链板高度 Plate depth	链板厚度 Plate thickness	抗拉强度 Tensile strength	
	b1 min	d2 max	L min	Lc max	h2 max	T max	Q min	*Q min
	mm	mm	mm	mm	mm	mm	kN/bf	kN/bf
FV40	18.0	10.0	36.0	39.0	25.0	3.0	40.0/9091	47.0/10681
FV63	22.0	12.0	45.0	48.5	30.0	4.0	63.0/14317	75.0/17045
FV90	25.0	14.0	53.0	56.5	35.0	5.0	90.0/20453	115.0/26136
FV112	30.0	16.0	62.0	66.0	40.0	6.0	112.0/25452	170.0/38636
FV140	35.0	18.0	67.0	71.5	45.0	6.0	140.0/31815	180.0/40908
FV180	45.0	20.0	86.0	92.0	50.0	8.0	180.0/40908	250.0/56817
FV250	55.0	26.0	97.0	103.5	60.0	8.0	250.0/56817	300.0/68181
FV315	65.0	30.0	113.0	126.5	70.0	10.0	315.0/71591	480.0/109089

\*Q 表示热处理后的抗拉强度

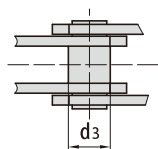
\*Q denotes the tensile strength after hardened

# FV系列输送链

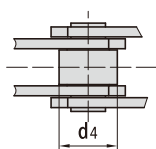
## Conveyor chains (FV series)



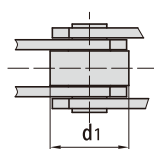
无滚子  
without rollers



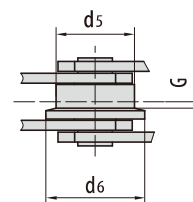
带S型小滚子  
with S small rollers type



带P型大滚子  
with P large rollers type



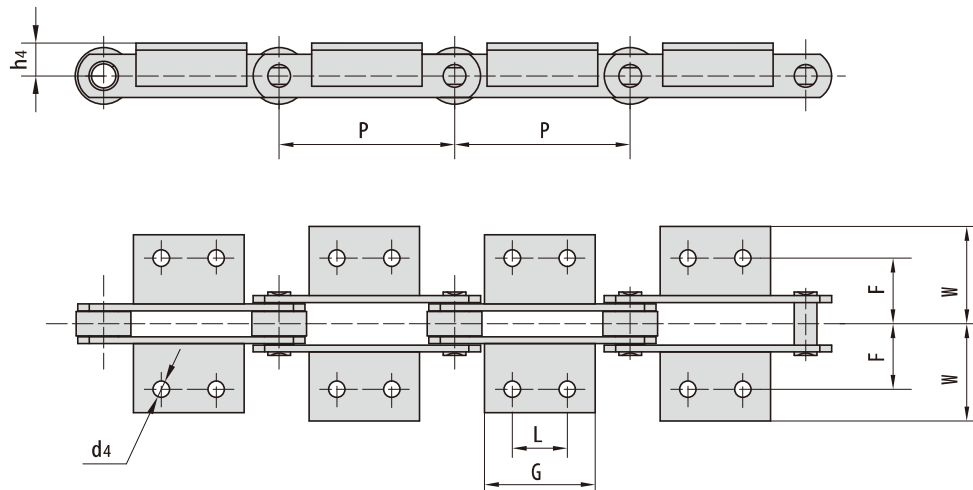
带F型带肩滚子  
with F flanged rollers type



东华链号 Donghua Chain No.	节距 Pitch	滚子直径 Roller diameter						销轴直径 Pin diameter	销轴长度 Pin length		链板高度 Plate depth	链板厚度 Plate thickness	抗拉强度 Tensile strength	每米长重 Weight per meter
	P	d1 max	d3 max	d4 max	d5 max	d6 max	G	d2 max	L max	Lc max	h2 max	t/T max	Q min	q
	mm	mm	mm	mm	mm	mm	mm	mm	mm	mm	mm	mm	kN/bf	kg/m
FV40F3-P-63	63.0	32.0	-	-	-	-	-	10.0	38.1	41.5	45.0	4.0	80.0/17985	2.13
FV63F11-P-100	100.0	40.0	-	-	-	-	-	14.0	37.0	-	30.0	4.0	60.0/13488	3.89
FV63F12-P-125	125.0	40.0	-	-	-	-	-	10.0	44.5	48.0	30.0	4.0	63.0/14162	3.84
FV90-B-50	50.0	-	20.0	-	-	-	-	14.0	52.0	56.4	35.0	5.0	90.0/20453	6.10
FV90F9-B-100	100.0	-	20.0	-	-	-	-	14.0	60.2	64.6	35.0	6.0/8.0	90.0/20453	6.00
FV90F10-B-100	100.0	-	20.0	-	-	-	-	14.0	60.2	64.6	40.0	6.0/8.0	90.0/20453	6.83
FV112-S-63	63.0	-	-	32.0	-	-	-	16.0	63.0	67.5	40.0	6.0	112.0/25454	8.80
FV140-B-80	80.0	-	26.0	-	-	-	-	18.0	67.0	72.5	45.0	6.0	140.0/31473	8.55
FV140-PF1-125	125.0	65.0	-	-	-	-	-	18.0	67.0	71.5	45.0	6.0	140.0/31473	12.76
FV140F27-F-125	125.0	-	-	-	80.0	93.5	9.5	18.0	68.4	73.0	45.0	6.4	140.0/31473	17.00
FV180-B-150	150.0	-	30.0	-	-	-	-	20.0	85.5	92.0	50.0	8.0	180.0/40492	8.24

## FV系列带附板输送链

### Conveyor chains with attachments (FV series)



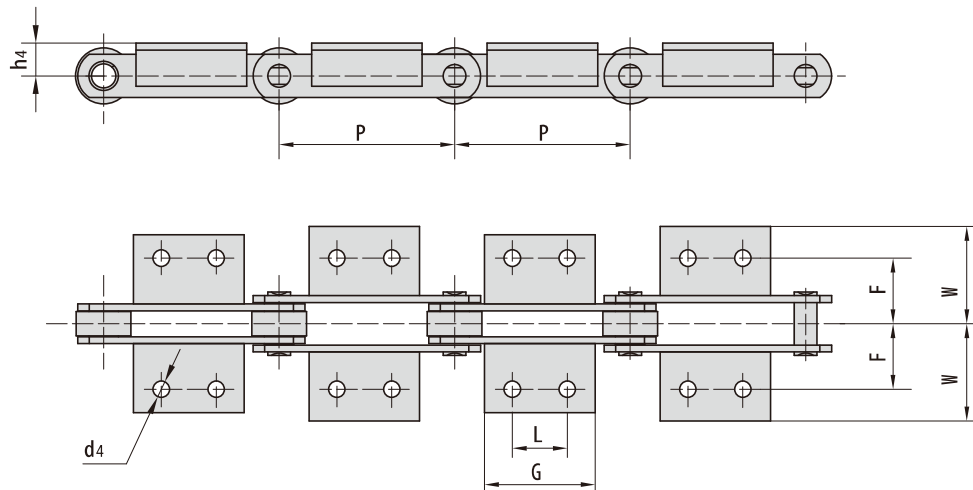
DIN 链号 DIN Chain No.	P	L	G	d4	F	W	h4
	mm	mm	mm	mm	mm	mm	mm
FV40	50.0	△	45.0	6.5	25.0	40.5	20.0
	63.0	△	31.0				
	80.0	25.0	45.0				
	100.0	30.0	50.0				
	125.0	30.0	60.0				
FV63	63.0	△	40.0	8.4	34.0	50.0	30.0
	80.0	25.0	45.0				
	100.0	30.0	50.0				
	125.0	40.0	60.0				
	160.0	50.0	70.0				
FV90	63.0	△	30.0	8.4	40.0	64.0	35.0
	80.0	25.0	45.0				
	100.0	30.0	50.0				
	125.0	40.0	60.0				
	160.0	50.0	70.0				
	200.0	60.0	80.0				
	250.0	65.0	85.0				
FV112	100.0	30.0	50.0	11.0	50.0	70.0	40.0
	125.0	40.0	65.0				
	160.0	50.0	75.0				
	200.0	65.0	90.0				
	250.0	80.0	105.0				

△附板带一个孔  
△Attachments with 1 hole



## FV系列带附板输送链

### Conveyor chains with attachments (FV series)

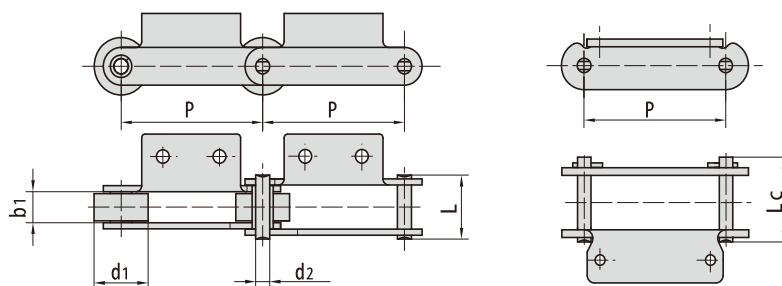


D N 链号 D N Chain No.	P	L	G	d4	F	W	h4
	mm	mm	mm	mm	mm	mm	mm
FV 140	100.0	30.0	55.0	11.0	50.0	81.0	45.0
	125.0	40.0	65.0				
	160.0	50.0	75.0				
	200.0	65.0	90.0				
	250.0	80.0	105.0				
FV 180	125.0	35.0	63.0	13.0	64.0	91.0	45.0
	160.0	50.0	80.0				
	200.0	65.0	95.0				
	250.0	80.0	110.0				
	315.0	100.0	130.0				
FV 250	160.0	50.0	80.0	14.0	69.0	106.0	55.0
	200.0	65.0	95.0				
	250.0	80.0	110.0				
	315.0	100.0	130.0				
	400.0	100.0	130.0				
FV 315	160.0	△	50.0	14.0	85.0	130.0	60.0
	200.0	65.0	95.0				
	250.0	80.0	110.0				
	315.0	100.0	130.0				
	400.0	100.0	130.0				

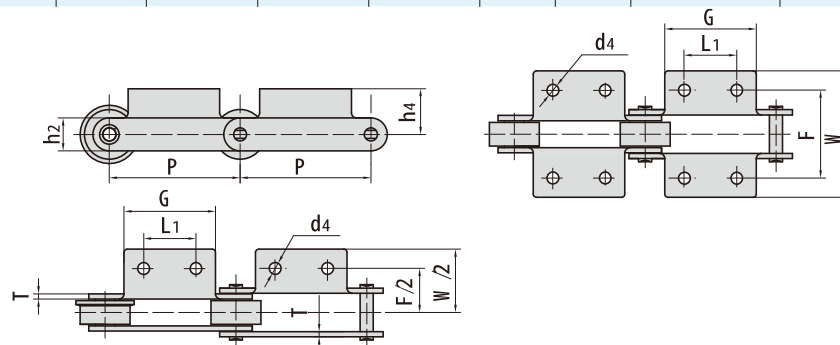
△附板带一个孔  
△Attachments with 1 hole

# FV系列带附板输送链

## Conveyor chains with attachments (FV series)



东华链号 Donghua Chain No.	节距 Pitch	滚子直径 Roller diameter	内节内宽 Width between innerplates	销轴直径 Pin diameter	销轴长度 Pin length		抗拉强度 Tensile strength	平均抗拉强度 Average tensile strength	每米长重 Weight per meter
	P	d1 max	b1 min	d2 max	L max	Lc max	Q <sub>m</sub> bf	Q <sub>0</sub>	q
	mm	mm	mm	mm	mm	mm	kN/bf	kN	kg/m
FV40A2.02-P-40	40.00	32.00	18.00	10.00	36.0	40.0	40.0/8992	44.0	4.98
FV63A2F4-S-100	100.00	26.00	22.00	12.00	46.0	50.0	63.0/14172	69.3	3.95
FV90A2F1-P-85	85.00	50.00	25.00	14.00	52.0	56.5	90.0/20250	100.0	10.15
FV90A2F1-P-100	100.00	50.00	25.00	14.00	52.0	56.5	90.0/20250	100.0	8.74
FV112F1A1-P-100	100.00	55.00	30.00	16.00	71.0	76.5	180.0/40492	200.0	14.30
FV112F1A1-P-80	80.00	55.00	30.00	16.00	71.0	76.5	180.0/40492	200.0	16.60
FV112F1A2-P-125	125.00	55.00	30.00	16.00	63.0	67.5	112.0/25454	123.2	10.0
FV180F21A2-P-160	160.00	80.00	45.00	20.00	-	90.0	180.0/40492	200.0	20.4
FV250K2F8-P-250	250.00	80.00	55.00	26.00	-	107.5	250.0/56817	275.0	22.6

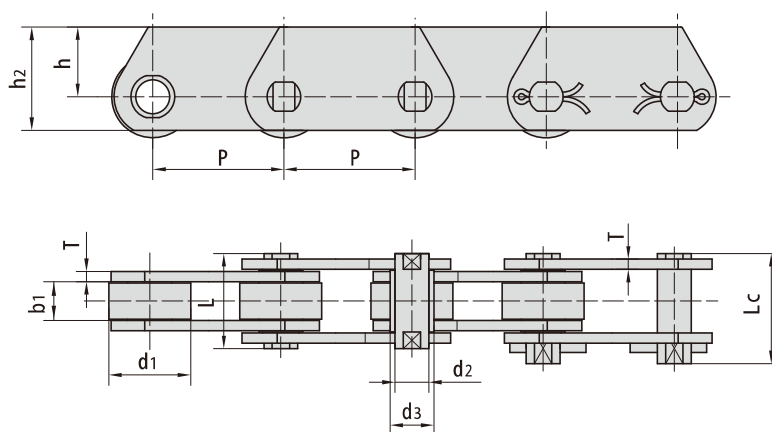


东华链号 Donghua Chain No.	P	L1	G	F	W	h4	h2	d4	T
	mm	mm	mm	mm	mm	mm	mm	mm	mm
FV40A2.02-P-40	40.00	17.00	30.00	60.0	90.0	20.0	25.0	6.4	3.00
FV63A2F4-S-100	100.00	30.00	50.00	86.0	106.0	20.0	30.0	10.0	4.00
FV90A2F1-P-85	85.00	40.00	60.00	80.0	109.2	40.0	35.0	9.5	5.00
FV90A2F1-P-100	100.00	40.00	60.00	80.0	109.2	40.0	35.0	9.5	5.00
FV112F1A1-P-100	100.00	△	50.00	120.0	164.0	50.0	40.0	15.0	8.00
FV112F1A1-P-80	80.00	△	50.00	120.0	164.0	50.0	40.0	15.0	8.00
FV112F1A2-P-125	125.00	40.00	65.00	100.0	130.0	40.0	40.0	11.0	6.00
FV180F21A2-P-160	160.00	50.00	80.00	140.0	180.0	40.0	50.0	14.0	8.00
FV250K2F8-P-250	250.00	80.00	120.00	140.0	191.0	50.0	60.0	14.0	8.00

△附板带一个孔  
△Attachments with 1 hole

# FVT系列输送链

## Conveyor chains (FVT series)



DIN 链号 DIN Chain No.	节距 Pitch							滚子直径 Roller diameter	销轴直径 Pin diameter	套筒直径 Bush diameter	链板厚度 Plate thickness
	P							d1	d2	d3	T
	mm							max mm	max mm	max mm	max mm
FVT40	40.0	50.0	63.0	80.0	100.0	125.0	-	32.0	10.0	15.0	3.0
FVT63	63.0	80.0	100.0	125.0	160.0	-	-	40.0	12.0	18.0	4.0
FVT90	63.0	80.0	100.0	125.0	160.0	200.0	250.0	48.0	14.0	20.0	5.0
FVT112	100.0	125.0	160.0	200.0	250.0	-	-	55.0	16.0	22.0	6.0
FVT140	100.0	125.0	160.0	200.0	250.0	-	-	60.0	18.0	25.0	6.0
FVT180	125.0	160.0	200.0	250.0	315.0	-	-	70.0	20.0	30.0	8.0
FVT250	160.0	200.0	250.0	315.0	-	-	-	80.0	26.0	36.0	8.0
FVT315	160.0	200.0	250.0	315.0	400.0	-	-	90.0	30.0	42.0	10.0

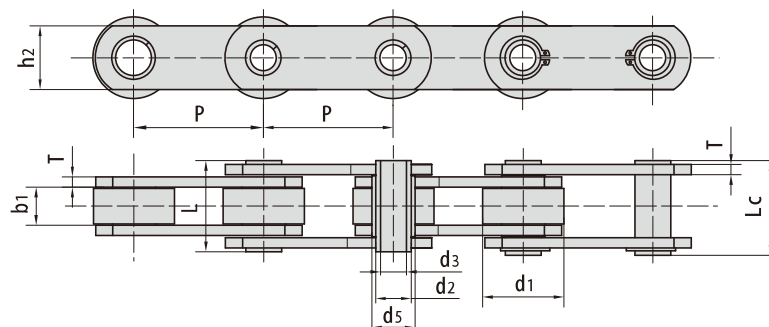
DIN 链号 DIN Chain No.	内节内宽 Width between inner plates	销轴长度 Pin length		链板高度 Plate depth		抗拉强度 Tensile strength	
	b1	L	Lc	h2	h	Q	*Q
	min mm	max mm	max mm	max mm	max mm	min kN/bf	min kN/bf
FVT40	18.0	36.0	39.0	35.0	22.5	40.0/9091	47.0/10681
FVT63	22.0	45.0	48.5	40.0	25.0	63.0/14317	75.0/17045
FVT90	25.0	53.0	56.5	45.0	27.5	90.0/20453	115.0/26136
FVT112	30.0	62.0	66.0	50.0	30.0	112.0/25452	170.0/38636
FVT140	35.0	67.0	71.5	60.0	37.5	140.0/31815	180.0/40908
FVT180	45.0	86.0	92.0	70.0	45.0	180.0/40908	250.0/56817
FVT250	55.0	97.0	103.5	80.0	50.0	250.0/56817	300.0/68181
FVT315	65.0	113.0	126.5	90.0	55.0	315.0/71591	480.0/109089

\*Q 表示热处理后的抗拉强度

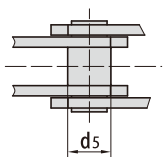
\*Q denotes the tensile strength after hardened

# FVC系列空心销轴输送链

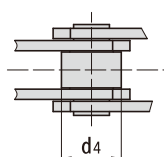
## Hollow pin conveyor chains (FVC series)



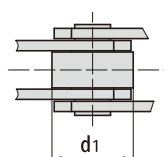
无滚子  
without rollers



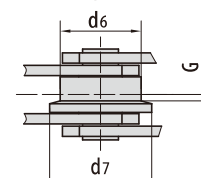
带S型小滚子  
with S small rollers type



带P型大滚子  
with P large rollers type



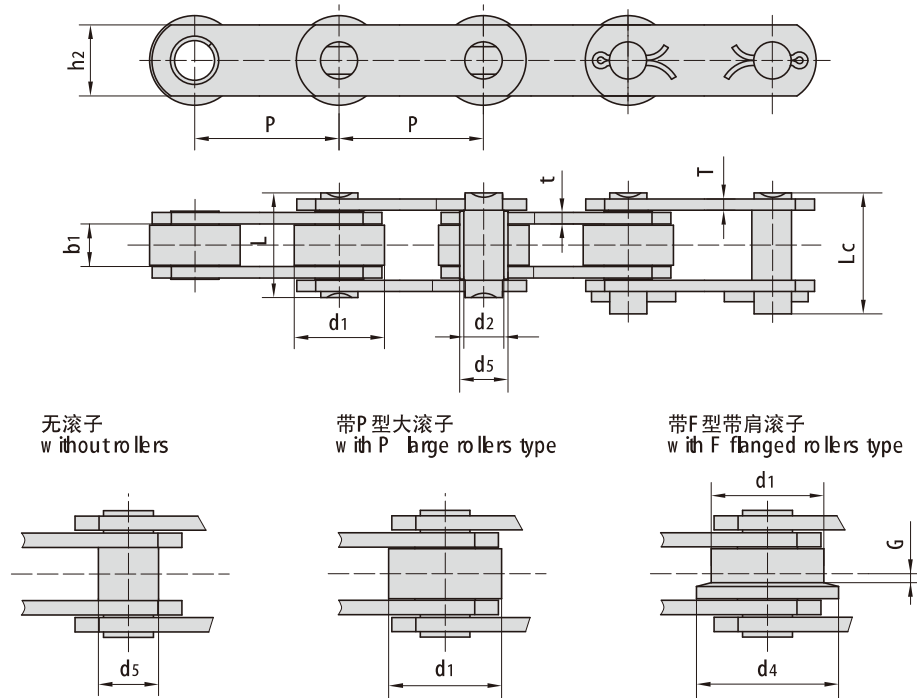
带F型带肩滚子  
with F flanged rollers type



D N 链号 D N Chain No.	节距 Pitch							滚子尺寸 Roller dimension				
	P							d1 max	d4 max	d6 max	d7 max	G
	mm	mm	mm	mm	mm	mm	mm	mm	mm	mm	mm	mm
FVC 63	63.0	80.0	100.0	125.0	160.0	-	-	40.0	26.0	50.0	63.0	5.0
FVC 90	63.0	80.0	100.0	125.0	160.0	200.0	250.0	48.0	30.0	63.0	78.0	6.5
FVC 112	100.0	125.0	160.0	200.0	250.0	-	-	55.0	32.0	72.0	90.0	7.5
FVC 140	100.0	125.0	160.0	200.0	250.0	-	-	60.0	36.0	80.0	100.0	9.0
FVC 180	125.0	160.0	200.0	250.0	315.0	-	-	70.0	42.0	100.0	125.0	13.0
FVC 250	160.0	200.0	250.0	315.0	400.0	-	-	80.0	50.0	125.0	155.0	15.0
FVC 315	160.0	200.0	250.0	315.0	400.0	-	-	90.0	60.0	140.0	175.0	18.0

D N 链号 D N Chain No.	内节内宽 Width between inner plates	销轴直径 Pin diameter		套筒直径 Bush diameter	销轴长度 Pin length		链板厚度 Plate thickness	链板高度 Plate depth	抗拉强度 Tensile strength
	b1 min	d2 max	d3 min	d5 max	L max	Lc max	T max	h2 max	Q min
	mm	mm	mm	mm	mm	mm	mm	mm	kN/bf
FVC 63	22.0	12.0	8.0	18.0	45.0	50.5	4.0	30.0	46.0/10454
FVC 90	25.0	14.0	10.0	20.0	53.0	56.5	5.0	35.0	73.0/16590
FVC 112	30.0	16.0	11.0	22.0	62.0	63.0	6.0	40.0	90.0/20454
FVC 140	35.0	18.0	12.0	26.0	67.0	68.5	6.0	45.0	110.0/25000
FVC 180	45.0	20.0	14.0	30.0	86.0	88.0	8.0	50.0	145.0/32954
FVC 250	55.0	26.0	18.0	36.0	97.0	103.5	8.0	60.0	215.0/48863
FVC 315	65.0	30.0	20.0	42.0	117.0	121.5	10.0	70.0	295.0/67044

## Z系列输送链 Conveyor chains (Z series)

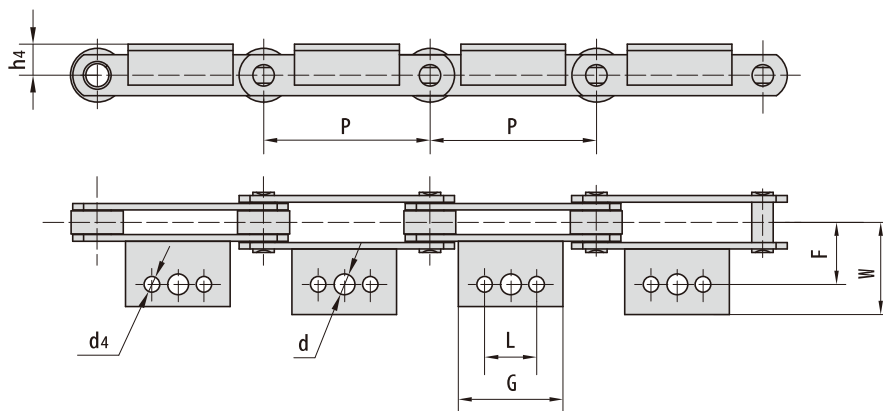


东华链条 Donghua Chain No.	节距 Pitch							滚子尺寸 Roller dimension			套筒直径 Bush diameter
	P							d1 max	d4 max	G	d5 max
	mm							mm	mm	mm	mm
Z40	50.8	63.5	76.2	88.9	101.6	127.0	152.4	31.75	40.0	2.5	17.0
Z100	76.2	88.9	101.6	127.0	152.4	177.8	203.2	47.50	60.0	3.5	23.0
Z160	101.6	127.0	152.4	177.8	203.2	228.6	254.0	66.70	82.0	3.5	33.0
Z300	152.4	177.8	203.2	254.0	304.8	-	-	88.90	114.0	8.5	38.0

东华链条 Donghua Chain No.	内节内宽 Width between inner plates	销轴直径 Pin diameter	链板高度 Plate depth	销轴长度 Pin length		链板厚度 Plate thickness	抗拉强度 Tensile strength	
	b1 min	d2 max	h2 max	L max	Lc max	t/T max	Q min	*Q min
	mm	mm	mm	mm	mm	mm	kN/bf	kN/bf
Z40	15.0	14.0	25.0	37.0	40.5	4.0	40.0/9091	50.0/11362
Z100	19.0	19.0	40.0	45.0	50.5	5.0/4.0	100.0/22725	130.0/29540
Z160	26.0	26.9	50.0	58.0	63.5	7.0/5.0	156.0/35451	200.0/45454
Z300	38.0	32.0	60.0	84.0	94.0	10.0/8.0	300.0/68175	380.0/86362

\*Q 表示热处理后的抗拉强度  
\*Q denotes the tensile strength after hardened

## Z系列带附板输送链 Conveyor chains with attachments (Z series)



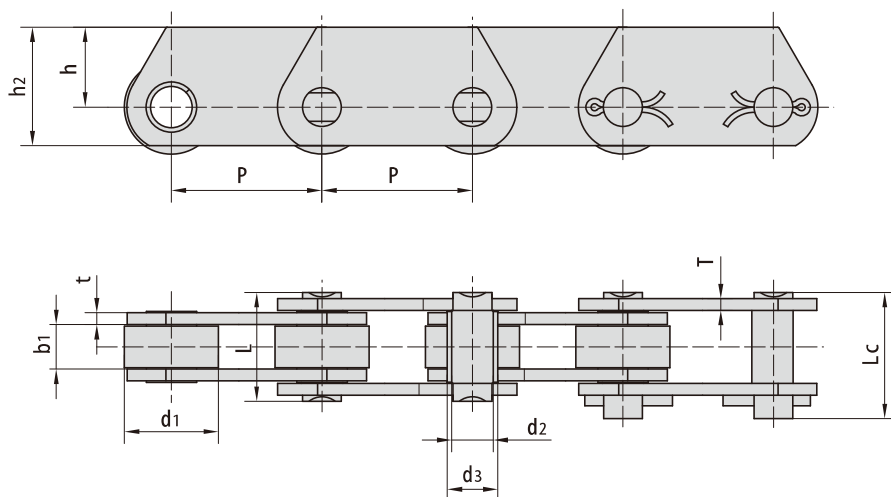
东华链号 Donghua Chain No.		P	L	G	d	d4	F	W	h4
		mm	mm	mm	mm	mm	mm	mm	mm
Z40	△	50.8	—	45.0	10.7	9.3	38.1	64.5	19.0
	△ ☆	63.5	22.2	43.0				56.0	
	△ ☆	76.2		68.0					
	▲	88.9		31.8				50.0	
	▲	101.6	64.0					55.0	
	▲	127.0	57.2	84.0				56.0	
	▲	152.4							
Z100	△	76.2	—	30.0	14.0	10.5	44.5	65.0	32.0
	△	88.9	31.8	64.0					
	▲	101.6		84.0					
	△ ☆	127.0		57.2					
	▲	152.4	110.0						
	△ ☆	177.8	80.0	110.0					
	△ ☆	203.2							
Z160	△	101.6	—	35.0	15.5	12.3	54.0	77.0	38.0
	△ ☆	127.0	31.7	56.0					
	△ ☆	152.4	57.2	84.0					
	△ ☆	177.8		130.0					
	△ ☆	203.2	100.0	150.0					
	△ ☆	228.6		170.0					
	△ ☆	254.0							
Z300	△	152.4	38.1	70.0	17.0	14.0	73.0	100.0	51.0
	△	177.8		76.2					
	△ ☆	203.2	90.0						
	△ ☆	254.0	152.4						
	△ ☆	304.8	225.0						

△表示附板带1个孔  
△ attachments with 1 hole

☆表示附板带2个孔  
☆ attachments with 2 holes

▲表示附板带3个孔  
▲ attachments with 3 holes

## ZE系列输送链 Conveyor chains (ZE series)



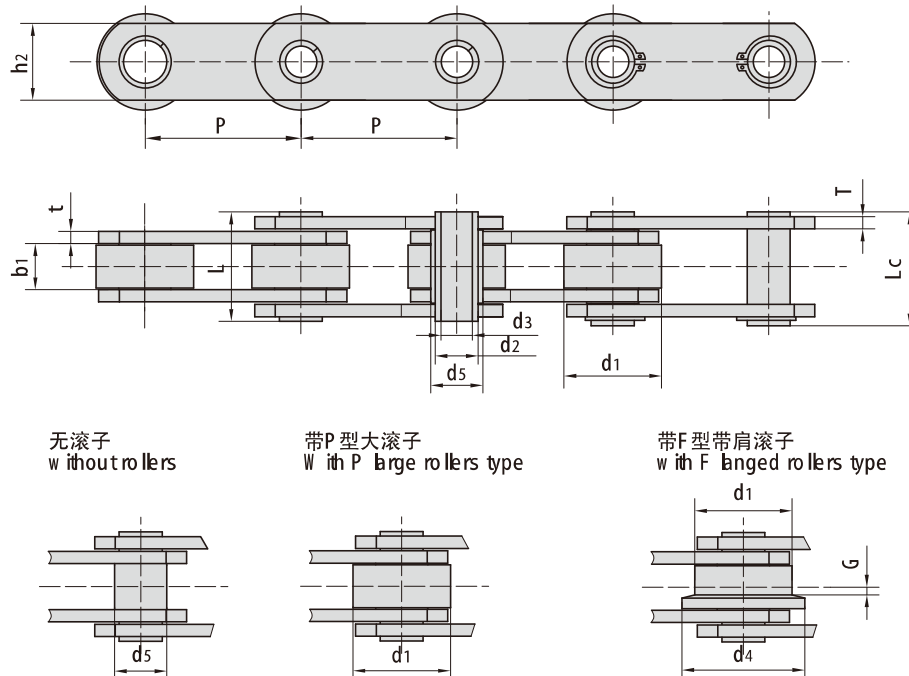
东华链号 Donghua Chain No.	节距 Pitch							滚子直径 Roller diameter	销轴直径 Pin diameter	套筒直径 Bush diameter
	P							$d_1$ max	$d_2$ max	$d_3$ max
	mm							mm	mm	mm
ZE 40	50.8	63.5	76.2	88.9	101.6	127.0	152.4	31.75	14.0	17.0
ZE 100	76.2	88.9	101.6	127.0	152.4	177.8	203.2	47.50	19.0	23.0
ZE 160	101.6	127.0	152.4	177.8	203.2	228.6	254.0	66.70	26.9	33.0
ZE 300	152.4	177.8	203.2	254.0	304.8	-	-	88.90	32.0	38.0

东华链号 Donghua Chain No.	内节内宽 Width between inner plates	销轴长度 Pin length		链板高度 Plate depth		链板厚度 Plate thickness	抗拉强度 Tensile strength	
	$b_1$ min	$L$ max	$L_c$ max	$h_2$ max	$h$ max	$t/T$ max	$Q$ min	* $Q$ min
	mm	mm	mm	mm	mm	mm	kN/bf	kN/bf
ZE 40	15.0	37.0	40.5	40.0	27.0	4.0	40.0/9091	60.0/13636
ZE 100	19.0	45.0	50.5	50.0	30.0	5.0/4.0	100.0/22725	160.0/36360
ZE 160	26.0	58.0	63.5	70.0	45.0	7.0/5.0	160.0/36360	200.0/45454
ZE 300	38.0	84.0	94.0	90.0	60.0	10.0/8.0	300.0/68175	380.0/86362

\*Q 表示热处理后的抗拉强度

\*Q denotes the tensile strength after hardened

## ZC系列空心销轴输送链 Hollow pin conveyor chains (ZC series)



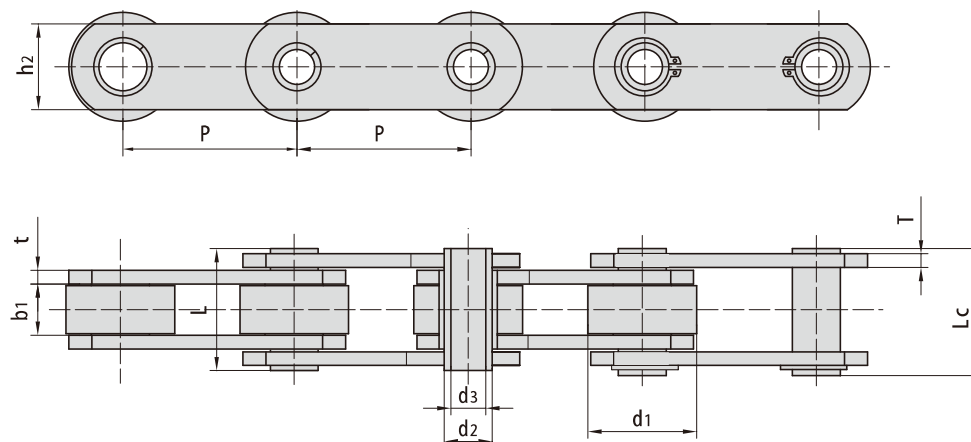
东华链号 Donghua Chain No.	节距 Pitch							滚子尺寸 Roller dimension			套筒直径 Bush diameter	链板高度 Plate depth
	P							d1 max	d4 max	G	d5 max	h2 max
	mm							mm	mm	mm	mm	mm
ZC 21	38.1	50.8	63.5	76.2	-	-	-	25.40	-	-	11.0	18.0
ZC 40	50.8	63.5	76.2	88.9	101.6	127.0	152.4	31.75	40.0	2.5	17.0	25.0
ZC 60	76.2	88.9	101.6	127.0	152.4	177.8	203.2	47.50	60.0	3.5	23.0	40.0
ZC 150	101.6	127.0	152.4	177.8	203.2	228.6	254.0	66.70	82.0	4.0	33.0	50.0
ZC 300	152.4	177.8	203.2	254.0	304.8	-	-	88.90	114.0	8.5	38.0	60.0

东华链号 Donghua Chain No.	内节内宽 Width between inner plates	销轴直径 Pin diameter		销轴长度 Pin length		链板厚度 Plate thickness	抗拉强度 Tensile strength	
	b1 min mm	d2 max mm	d3 min mm	L max mm	Lc max mm	t/T max mm	Q min kN/bf	*Q min kN/bf
	mm	mm	mm	mm	mm	mm	mm	mm
ZC 21	12.7	9.0	6.5	26.0	27.5	2.5	21.0/4772	27.1/6159
ZC 40	15.0	14.0	10.2	36.4	37.7	4.0	40.0/9091	50.0/11362
ZC 60	19.0	19.0	13.2	45.0	46.5	5.0/4.0	60.0/13636	120.0/27270
ZC 150	26.0	26.9	20.2	58.0	60.5	7.0/5.0	150.0/34087	190.0/43177
ZC 300	38.0	32.0	22.5	83.0	85.0	10.0/8.0	300.0/68175	380.0/86362

\*Q 表示热处理后的抗拉强度  
\*Q denotes the tensile strength after hardened



# 非标空心销轴输送链 Non-standard hollow pin conveyor chains

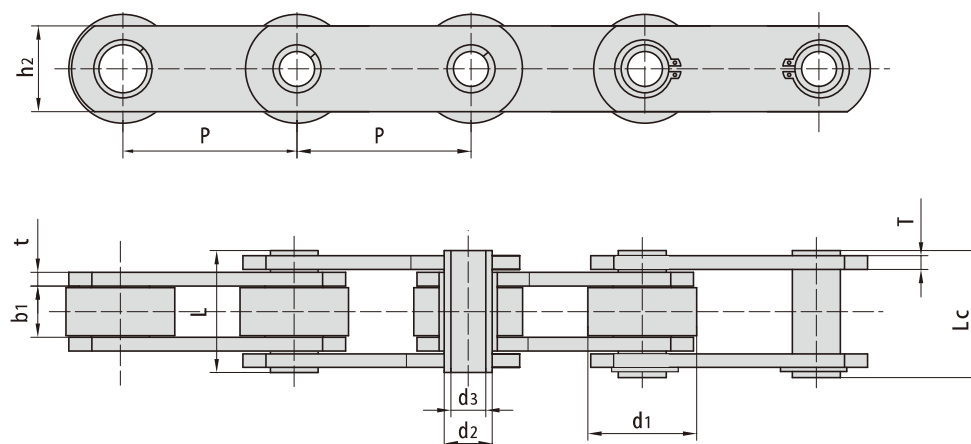


东华链号 Donghua Chain No.	节距 Pitch	滚子直径 Roller diameter	内节内宽 Width between inner plates	销轴直径 Pin diameter		销轴长度 Pin length		链板高度 Inner plate depth	链板厚度 Plate thickness	抗拉强度 Tensile strength	平均抗拉强度 Average tensile strength	每米长重 Weight per meter
	P	d1 max	b1 min	d2 max	d3 min	L max	Lc max	h2 max	t/T max	Q min	Q0	q
	mm	mm	mm	mm	mm	mm	mm	mm	mm	kN/bf	kN	kg/m
M C 18F1-P-40	40.00	22.00	9.00	9.00	6.20	23.00	24.50	18.0	2.5	21.0/4721	23.1	1.57
M C 21F1-P-76.2	76.20	25.40	12.70	9.00	6.60	26.00	27.50	19.0	2.5	21.0/4721	23.1	1.50
M C 28F1-P-80	80.00	36.00	20.00	12.00	8.50	36.80	38.00	25.0	3.0	42.0/9442	46.0	3.24
*M C 28F2-B-63	63.00	17.50	20.00	13.00	8.20	38.80	40.00	25.0	3.5	28.0/6275	31.0	2.35
M C 35F1-P-35	35.00	20.00	25.00	9.00	6.00	29.00	31.00	20.0	2.5	27.0/6070	30.0	2.08
M C 35F2-P-50	50.00	31.00	15.00	14.00	10.20	35.00	37.00	25.0	4.0	40.0/8992	44.0	3.46
M C 37F1-P-35	35.00	20.00	16.00	14.00	10.40	30.00	31.70	26.0	2.5	37.0/8318	40.0	2.10
M C 40-PF1-100	100.00	35.00	23.40	14.00	10.20	36.00	37.50	25.0	4.0	40.0/8992	44.0	2.79
M C 40F9-P-50	50.00	35.00	17.00	14.00	10.20	37.00	38.50	30.0	4.0	49.0/11015	55.0	5.10
M C 40F11-P-50.8	50.80	38.10	15.50	14.28	10.20	37.00	38.50	27.0	4.0	40.0/8992	44.0	5.00
M C 40F21-P-50.8	50.80	38.10	15.50	14.28	9.70	37.00	-	27.0	4.0	50.0/11241	55.0	5.17
M C 40F28-P-50.8	50.80	38.10	15.80	14.28	9.70	37.00	49.50	27.0	4.0	60.0/13489	66.0	5.10
M C 40F29-P-50.8	50.80	38.10	14.50	13.00	10.05	37.70	39.00	28.0	4.8/4.0	40.0/8992	44.0	4.89
*M C 40F24-B-60	60.00	18.00	22.00	14.00	10.00	43.40	44.50	27.0	4.0	50.0/11240	55.0	3.90
*M C 40F12-B-75	75.00	20.00	22.00	14.00	10.20	41.00	42.10	30.0	3.0	40.0/8992	44.0	2.48
M C 56F1-S-80	80.00	30.00	24.00	16.00	10.20	45.50	47.00	35.0	4.0	56.0/12600	62.0	4.64
M C 56F1-P-80	80.00	50.00	24.00	16.00	10.20	45.50	47.00	35.0	4.0	56.0/12600	62.0	7.39
M C 56F5-P-80	80.00	50.00	24.00	15.50	10.20	53.50	55.00	35.0	6.0	67.5/15174	75.0	8.50
M C 56-P-85	85.00	50.00	24.00	15.50	10.20	45.50	47.00	35.0	4.0	56.0/12600	62.0	6.91
M C 56F2-P-100	100.00	50.00	23.00	16.00	10.20	45.50	47.00	35.0	4.0	56.0/12600	62.0	6.27

\*套筒链：表中滚子直径d1为套筒直径

\*Bush chain: d1 in the table indicates the external diameter of the bush.

# 非标空心销轴输送链 Non-standard hollow pin conveyor chains



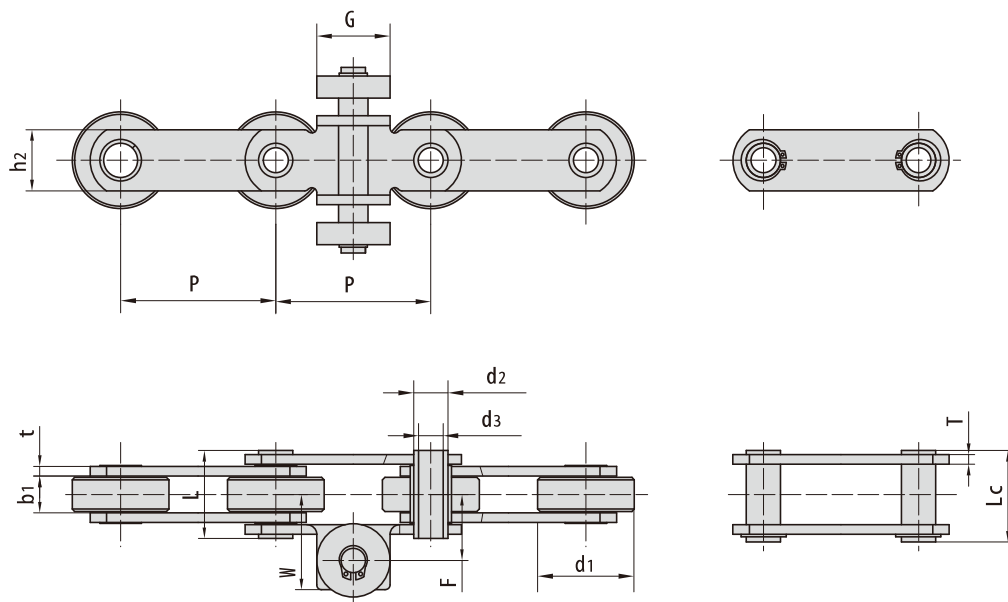
东华链号 Donghua Chain No.	节距 Pitch	滚子直径 Roller diameter	内节内宽 Width between inner plates	销轴直径 Pin diameter		销轴长度 Pin length		链板高度 Inner plate depth	链板厚度 Plate thickness	抗拉强度 Tensile strength	平均抗拉强度 Average tensile strength	每米长重 Weight per meter
	P	d1 max	b1 min	d2 max	d3 min	L max	Lc max	h2 max	t/T max	Q min	Q0	q
	mm	mm	mm	mm	mm	mm	mm	mm	mm	kN/bf	kN	kg/m
M C 56F6-P-100	100.00	50.00	24.00	15.50	10.20	50.00	51.30	35.0	5.0	56.0/12600	62.0	6.80
M C 60F7-P-152.4	152.40	47.50	19.00	19.00	12.50	45.00	46.50	40.0	5.0/4.0	120.0/27000	132.0	4.97
M C 60F7-P-203.2	203.20	47.50	19.00	19.00	12.50	45.00	46.50	40.0	5.0/4.0	120.0/27000	132.0	4.43
M C 60F10-P-127	127.00	47.50	19.00	19.00	13.20	42.00	44.00	40.0	5.0/4.0	60.0/13489	66.0	5.34
M C 60F12-P-88.9	88.90	47.50	19.00	19.00	13.90	45.00	46.50	40.0	5.0/4.0	60.0/13489	66.0	6.38
M C 60F14-P-101.6	101.60	50.00	33.10	19.00	13.20	66.50	68.00	40.0	6.4	100.0/22480	110.0	9.74
*M C 60F15-B-101.6	101.60	24.00	19.00	19.00	13.20	45.00	46.50	40.0	5.0/4.0	60.0/13489	66.0	4.19
M C 112F1-P-100	100.00	70.00	32.00	22.00	16.30	67.00	68.50	50.0	6.0	112.0/25195	123.2	14.91
*M C 220-B-152.4	152.40	33.00	26.00	27.50	19.43	60.00	61.40	55.0	7.5/5.5	220.0/49484	242.0	7.80
M C 150F2-P-110	110.00	66.70	25.40	26.90	20.20	58.00	60.50	51.0	7.1/5.1	106.7/24003	118.0	13.50
M C 300F1-F-254	254.00	95.00	38.00	46.00	36.00	95.00	97.00	75.0	13.0/8.0	392.0/88126	431.2	22.50
M C 300F2-F-203.2	203.20	88.90	38.00	32.00	19.60	83.00	85.00	60.0	10.0/8.0	300.0/67479	330.0	20.30
*FVC 63F1-B-40	40.00	18.00	22.00	12.00	8.20	47.50	49.00	35.0	5.0	46.0/10348	51.0	5.34
*FVC 63F2-B-50	50.00	17.00	22.00	12.00	8.20	41.00	42.00	25.0	3.0	30.0/6750	33.0	2.24
FVC 63F3-P-63	63.00	40.00	22.00	11.70	8.10	44.00	46.00	30.0	4.0	46.0/10348	51.0	5.83
FVC 63F15-P-63	63.00	40.00	21.50	12.00	8.30	42.00	44.00	30.0	4.0	46.0/10348	51.0	5.85
FVC 90F1-P-63	63.00	42.00	25.00	14.00	10.20	52.00	53.50	35.0	5.0	73.0/16422	80.0	5.33
FVC 90F6-F-125	125.00	63.00	25.00	18.50	14.30	52.00	53.50	35.0	5.0	73.0/16422	80.0	8.20
FVC 112F2-P-100	100.00	95.00	30.00	17.00	11.20	60.20	61.50	40.0	6.0	130.0/29225	143.0	9.69
*FVC 140F1-B-80	80.00	26.00	35.00	18.00	12.50	65.00	67.00	46.0	6.0	110.0/24745	120.0	7.80
FVC 140F7-F-160	160.00	60.00	35.00	18.00	12.00	67.00	69.30	45.0	6.0	110.0/24745	120.0	6.40
FVC 140F6-P-109	109.00	50.00	28.00	18.00	12.00	56.00	57.50	40.0	5.0	60.0/13489	66.0	8.00

\*套筒链：表中滚子直径d1为套筒直径

\*Bush chain: d1 in the table indicates the external diameter of the bush.

## 非标空心销轴输送链

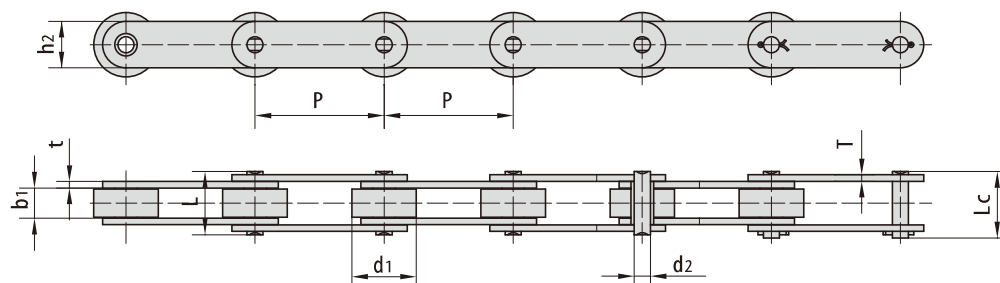
Non-standard hollow pin conveyor chains



东华链号 Donghua Chain No.	节距 Pitch	滚子直径 Roller diameter	内节内宽 Width between inner plates	销轴直径 Pin diameter		销轴长度 Pin length		内链板高度 Inner plate depth	链板厚度 Plate thickness
	P	d1 max	b1 min	d2 max	d3 min	L max	Lc max	h2 max	t/T max
	mm	mm	mm	mm	mm	mm	mm	mm	mm
MC40F25-P-63.5	63.50	39.60	15.00	14.00	10.00	36.0	37.5	25.00	4.00

东华链号 Donghua Chain No.	附件尺寸 Attachment dimensions			抗拉强度 Tensile strength	每米长重 Weight per meter
	F	W	G	Q min	q
	mm	mm	mm	kN/bf	kg/m
MC40F25-P-63.5	30.00	42.00	30.00	40.0/8992	4.83

# 输送链 Conveyor chains

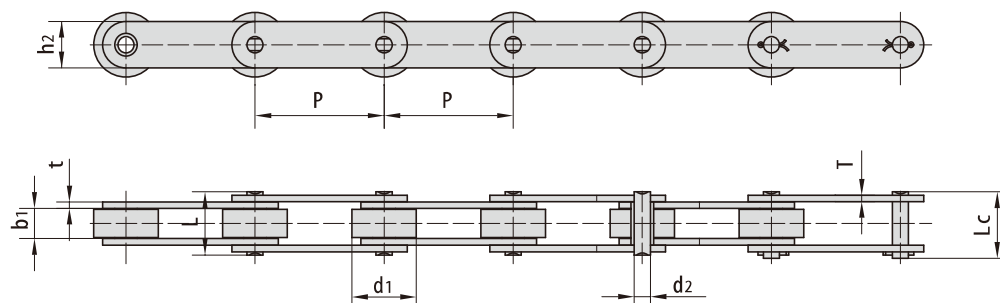


东华链号 Donghua Chain No.	节距 Pitch	滚子直径 Roller diameter	内节内宽 Width between inner plates	销轴直径 Pin diameter	销轴长度 Pin length		链板高度 Inner plate depth	链板厚度 Plate thickness	抗拉强度 Tensile strength	平均抗拉强度 Average tensile strength	每米长重 Weight per meter
	P	d1 max	b1 min	d2 max	L max	Lc max	h2 max	t/T max	Q min	Q0	q
	mm	mm	mm	mm	mm	mm	mm	mm	kN/bf	kN	kg/m
P 12.7F15	12.700	8.51	7.30	4.45	16.80	19.20	7.00	1.60	6.0/1349	6.60	0.53
P 15.875	15.875	12.70	11.00	3.66	18.70	19.90	8.00	0.60	3.0/674	3.30	0.80
※P 19.05	19.050	12.07	12.50	7.50	31.60	33.60	20.00	4.15/3.25	50.0/11240	55.0	2.56
P 19.05F1	19.050	11.91	9.90	5.72	26.00	28.60	17.00	3.00	30.0/6744	33.0	1.84
P 19.05F2	19.050	14.25	13.00	7.80	33.20	36.20	19.40	4.00/3.70	40.0/8992	44.0	2.92
P 19.05F5	19.050	14.20	12.70	7.10	29.50	31.70	19.00	3.25	30.0/6744	33.0	2.47
P 19.05F6	19.050	14.24	12.72	7.80	31.50	31.50	18.80	4.00/3.10	58.8/13218	64.7	2.67
P 20F1	20.000	12.00	16.00	6.00	32.10	34.50	18.00	3.00	35.5/7986	39.1	2.11
P 22	22.000	14.00	14.00	8.00	37.00	40.00	40.00	5.00/4.00	40.0/8992	44.0	4.10
P 22.23F1	22.230	14.00	12.20	6.00	27.50	29.50	17.78	2.80	30.0/6744	33.0	1.80
P 25F4	25.000	15.00	18.00	7.00	34.50	37.50	21.00	3.00	45.0/10116	49.5	2.55
P 25F5	25.000	15.88	17.02	8.28	36.10	-	21.00	4.15/3.10	60.0/13488	69.0	2.84
P 25F7	25.000	11.91	13.00	5.94	26.80	29.20	20.50	2.42	30.0/6744	33.0	1.85
P 25.4F5	25.400	14.00	12.70	7.50	30.00	33.00	22.50	3.50/3.00	50.0/11240	55.0	2.47
P 25.4F8	25.400	12.70	12.70	7.00	28.50	30.50	20.80	3.00	45.0/10116	49.5	1.89
P 25.4F9	25.400	14.00	12.70	7.00	28.50	30.50	19.70	3.00	45.0/10116	49.5	1.88
P 25.4F10	25.400	12.00	11.00	5.72	25.80	27.50	17.00	2.60	22.4/5035	25.0	1.66
P 26	26.000	15.88	16.15	7.92	33.50	36.80	22.00	3.25	50.0/11240	55.0	2.87
P 30	30.000	15.88	17.02	8.28	35.60	38.70	20.00	3.50/3.00	60.0/13488	66.0	2.35
P 30F1	30.000	15.88	9.70	8.28	24.80	65.50	22.00	3.10/2.50	45.0/10116	49.5	1.87
P 30F7	30.000	15.88	20.00	8.28	39.00	42.50	21.50	4.00/3.25	40.0/8992	44.0	2.72
P 30F10	30.000	16.00	20.10	8.28	39.00	42.70	21.20	4.00/3.40	60.0/13488	69.0	2.72
P 31.75F12	31.750	19.05	13.00	7.92	29.60	33.40	18.00	3.00	33.8/7598	37.0	2.20
P 35F4	35.000	18.00	18.00	8.28	35.40	38.30	24.00	3.00	60.0/13488	66.0	2.51
P 35F7	35.000	22.00	22.00	11.00	45.00	50.30	31.00	4.50	84.0/18883	92.4	4.82
P 38.1F11	38.100	25.40	21.50	12.00	40.00	43.90	35.00	3.00	70.0/15736	77.0	5.18
P 38.1F17	38.100	25.40	23.00	12.00	41.50	46.00	35.00	3.00	70.0/15736	77.0	5.25
P 38.1F19	38.100	25.40	22.00	12.00	40.00	43.90	35.00	3.00	70.0/15736	77.0	5.18
P 40F9	40.000	18.00	22.00	12.00	47.80	52.50	35.00	5.00	120.0/26977	132.0	5.90
P 41F1	41.000	19.05	26.90	10.19	44.10	48.50	27.00	3.00	50.0/11240	55.0	2.87
P 41.3F4	41.300	16.00	12.00	9.00	26.30	29.80	22.00	2.00	45.0/10116	49.5	1.72
P 41.3F6	41.300	16.00	10.00	9.00	27.00	30.00	21.00	3.00	40.0/8992	44.0	1.80

\*套筒链：表中滚子直径d1为套筒直径

\*Bush chain: d1 in the table indicates the external diameter of the bush.

# 输送链 Conveyor chains

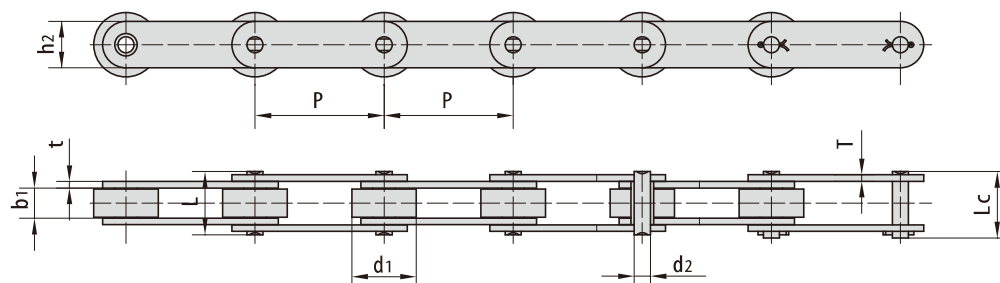


东华链号 Donghua Chain No.	节距 Pitch	滚子直径 Roller diameter	内节内宽 Width between inner plates	销轴直径 Pin diameter	销轴长度 Pin length		链板高度 Inner plate depth	链板厚度 Plate thickness	抗拉强度 Tensile strength	平均抗拉强度 Average tensile strength	每米长重 Weight per meter
	P	d1 max	b1 min	d2 max	L max	Lc max	h2 max	t/T max	Q min	Q0	q
	mm	mm	mm	mm	mm	mm	mm	mm	kN/bf	kN	kg/m
P41.3F11	41.30	16.00	10.00	9.00	26.00	29.50	21.00	3.00	40.0/8992	44.0	1.79
P41.3F12	41.30	16.00	7.80	9.00	21.00	24.00	21.00	2.03	26.7/6002	29.4	1.29
P41.3F13	41.30	16.00	16.00	9.00	33.00	36.50	21.00	3.00	40.0/8992	44.0	2.00
P41.3F17	41.30	16.00	16.00	9.00	33.00	36.50	30.00	3.00	40.0/8992	44.0	2.84
P41.4F2	41.40	15.88	20.40	9.00	38.00	41.50	26.00	3.00	50.0/11240	55.0	2.29
*P41.5F2	41.50	19.00	20.10	9.00	47.90	-	20.00	5.00	55.0/12364	60.5	3.33
P42	42.01	22.23	25.40	11.10	-	55.25	28.50	4.80	100.0/22496	110.0	5.36
P42F1	42.01	22.23	25.40	11.10	50.30	54.30	28.50	4.80	90.0/20232	99.0	5.26
P42F9	42.01	22.35	25.40	11.10	-	57.90	28.50	4.80	90.0/20232	100.0	5.78
P42F10	42.01	22.23	25.40	11.10	-	55.25	28.50	4.80	99.0/22256	110.0	5.50
P44F1	44.00	25.30	25.00	15.90	86.00	88.00	38.00	10.00	250.0/56202	275.0	8.77
P44.45	44.45	22.23	12.57	5.94	25.90	27.70	18.00	2.42	31.8/7148	35.0	1.73
P44.45F1	44.45	22.23	24.70	11.10	62.00	65.50	32.00	6.70	110.0/24728	121.0	7.30
P44.45F18	44.45	25.40	45.22	12.70	74.40	77.40	39.70	5.60	172.4/38756	189.6	9.06
P44.6F1	44.60	25.40	25.22	12.70	54.40	59.00	41.00	5.60	169.0/37991	185.9	7.70
P45F4	45.00	19.05	19.56	9.53	41.20	45.50	30.00	4.00	75.0/16860	82.5	3.93
P49.8	49.80	28.58	31.55	14.27	64.80	69.60	47.80	6.40	222.4/49997	244.6	10.39
P50	50.00	25.40	25.40	14.63	54.30	57.80	40.00	5.00	100/22480	110.0	7.50
P50F1	50.00	29.21	30.99	17.81	-	66.00	42.20	7.00	210.0/47726	231.0	9.68
P50F2	50.00	31.00	14.50	13.20	33.30	37.00	25.00	3.10	44.0/9891	48.4	3.47
P50F7	50.00	24.00	20.00	12.00	51.20	55.50	30.00	6.00	49.0/11023	54.0	5.65
P50F11	50.00	19.05	19.56	10.19	41.30	45.00	28.00	4.50/4.00	95.5/21371	104.5	3.60
P50F14	50.00	24.00	20.00	12.00	43.00	47.50	30.00	4.00	65.0/14612	71.5	5.08
P50F15	50.00	28.58	31.55	14.27	64.80	69.60	47.80	6.40	222.4/49997	244.6	10.38
P50F3	50.00	31.00	15.00	9.53	35.40	38.65	25.00	4.00	83.0/18659	91.3	4.12
P50F21	50.00	25.40	25.40	14.63	54.00	58.00	40.00	5.00	120.0/26977	132.0	7.35
P50F26	50.00	25.00	15.75	7.92	32.70	36.50	22.00	3.30	56.7/12746	62.0	2.50

\*套筒链：表中滚子直径d1为套筒直径

\*Bush chain: d1 in the table indicates the external diameter of the bush.

# 输送链 Conveyor chains

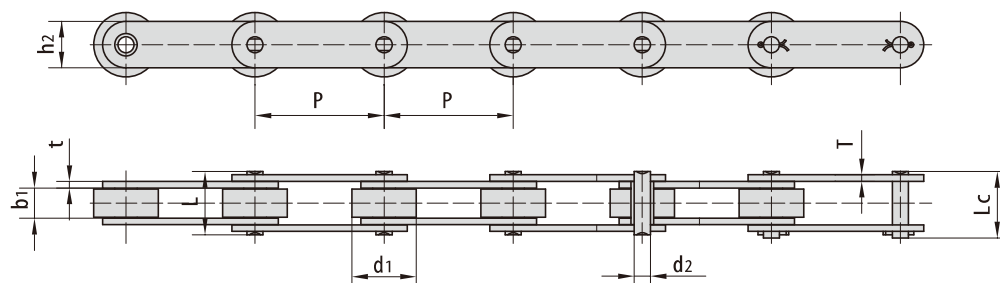


东华链号 Donghua Chain No.	节距 Pitch	滚子直径 Roller diameter	内节内宽 Width between inner plates	销轴直径 Pin diameter	销轴长度 Pin length		链板高度 Inner plate depth	链板厚度 Plate thickness	抗拉强度 Tensile strength	平均抗拉强度 Average tensile strength	每米长重 Weight per meter
	P	d1 max	b1 min	d2 max	L max	Lc max	h2 max	t/T max	Q min	Q0	q
	mm	mm	mm	mm	mm	mm	mm	mm	kN/bf	kN	kg/m
P 50F31	50.00	30.00	15.00	12.00	40.30	44.50	30.00	4.50	36.0/8093	39.6	4.89
*P 50F36	50.00	19.95	25.00	13.92	52.80	57.00	40.00	5.00	99.0/22255	108.9	6.45
P 50F49	50.00	25.40	25.40	14.63	53.40	57.80	50.00	5.00	100.0/22480	110.0	12.60
*P 50F58	50.00	20.00	25.40	14.63	54.00	58.00	40.00	5.00	120.0/26976	132.0	6.40
P 50.8F1	50.80	30.00	10.00	11.70	30.20	34.50	26.04	4.00	85.0/19108	93.5	3.60
P 50.8F12	50.80	30.00	10.00	11.60	28.00	-	26.20	3.50/3.00	70.0/15736	77.0	2.82
P 50.8F16	50.80	35.00	12.00	14.50	40.00	45.50	30.00	5.00	70.0/15736	77.0	5.36
P 50.8F31	50.80	31.75	12.70	9.53	31.00	33.50	25.40	3.30	60.0/13488	66.0	3.35
*P 50.8F38-B	50.80	25.40	36.50	15.90	80.00	-	44.45	8.00	190.0/42712	209.0	4.14
*P 50.8F42	50.80	15.80	17.60	10.00	40.00	44.00	26.00	4.00	60.0/13488	66.0	2.96
P 50.8F50	50.80	25.40	25.40	14.00	57.60	63.40	40.00	6.40	200.0/44960	220.0	8.10
P 50.8F56	50.80	30.00	10.00	11.60	30.00	34.20	26.20	4.50/3.00	83.0/18658	91.3	3.07
*P 50.8F59-B	50.80	18.40	25.40	14.00	58.20	64.70	40.00	6.40	195.0/43836	214.5	7.50
P 54F2	54.00	19.05	19.56	10.19	41.30	45.00	26.40	4.50/3.50	95.0/21356	104.5	3.15
P 58	58.34	18.00	22.23	9.90	47.60	-	25.00	5.00	80.0/17984	88.0	3.86
P 58F1	58.34	18.00	22.23	9.90	51.60	-	30.00	6.00	84.0/18883	92.4	5.16
P 60F4	60.00	16.87	19.81	7.19	35.00	38.00	19.30	2.80	39.1/8790	43.0	1.61
P 63F20	63.00	11.91	12.57	5.94	28.20	31.00	20.00	3.00	31.1/6991	34.2	2.43
P 63.5	63.50	19.05	18.90	9.53	44.60	47.20	28.60	5.00	86.7/19704	95.4	3.77
P 63.5F7	63.50	25.00	24.00	10.00	47.00	50.70	35.00	4.00	90.0/20232	99.0	4.35
P 63.5F12	63.50	31.80	15.25	14.00	38.00	39.50	26.00	4.00	45.0/10116	49.5	4.03
P 63.5F22	63.50	31.80	15.25	14.00	38.00	42.50	26.00	4.00	45.0/10116	49.5	4.03
P 63.5F36	63.50	19.05	19.56	10.19	36.50	37.70	27.00	3.00	56.7/12746	62.4	2.60
P 66.27F1	66.27	22.22	28.57	11.11	64.30	68.30	28.57	6.35	55.0/12364	60.5	5.19
P 66.27F5	66.27	22.35	28.70	11.10	54.60	58.60	28.50	4.80	100.0/22480	110.0	4.23
P 66.27F9	66.27	22.35	28.20	11.10	61.20	65.50	28.70	6.40	75.6/16995	83.2	5.50
P 69F1	69.85	615.88	17.02	8.28	36.70	39.70	20.60	4.00/3.25	60.8/13668	66.9	1.50
*P 69F3	69.85	15.88	17.00	8.28	35.20	38.50	20.60	4.00/3.26	60.8/13669	66.9	1.50
P 69.85F1	69.85	31.75	25.40	14.27	66.40	73.50	34.93	7.90	170.0/38243	187.0	8.76
P 75F8-G-2	75.00	31.80	16.10	8.00	40.00	40.00	22.00	3.20	60.8/13668	66.9	2.43
P 75F35	75.00	16.00	16.10	8.00	33.30	36.00	22.00	3.20	60.00/13488	66.0	1.75
P 75F53	75.00	15.50	18.00	7.92	35.40	39.10	22.00	3.25	29.40/6609	32.3	1.73

\*套筒链：表中滚子直径d1为套筒直径

\*Bush chain: d1 in the table indicates the external diameter of the bush.

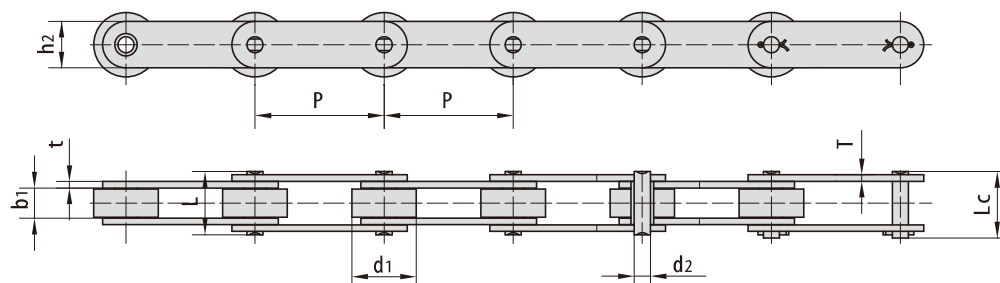
# 输送链 Conveyor chains



东华链号 Donghua Chain No.	节距 Pitch	滚子直径 Roller diameter	内节内宽 Width between inner plates	销轴直径 Pin diameter	销轴长度 Pin length		链板高度 Inner plate depth	链板厚度 Plate thickness	抗拉强度 Tensile strength	平均抗拉强度 Average tensile strength	每米长重 Weight per meter
	P	d1 max	b1 min	d2 max	L max	Lc max	h2 max	t/T max	Q min	Q0	q
	mm	mm	mm	mm	mm	mm	mm	mm	kN/bf	kN	kg/m
P75F58-S-75	75.00	15.50	18.00	7.92	35.40	39.10	22.00	3.25	29.4/6609	32.3	1.73
P76.2F2	76.20	50.00	26.00	24.00	69.60	74.70	59.50	8.00	350.0/79544	385.0	19.00
P76.2F10	76.20	11.91	11.00	5.94	28.00	30.40	18.50	3.25	31.8/7148	35.0	1.30
P76.2F14	76.20	38.10	25.40	11.10	50.90	55.00	28.60	4.80	85.0/19108	94.0	5.80
P76.2F25	76.20	43.18	49.28	23.90	130.00	130.00	60.45	14.20	697.0/156691	766.7	32.30
P76.2F35	76.20	12.07	13.00	8.10	24.50	26.50	18.00	1.85	29.0/6519	31.9	0.77
P76.2F38	76.20	40.00	25.40	14.70	57.50	62.00	36.00	6.00	116.0/26077	127.0	8.00
P76.2F71	76.20	28.70	31.75	14.20	66.20	72.00	38.10	6.40	180.00/41200	198.0	7.80
P78.11F11	78.11	31.75	31.75	15.88	86.50	86.50	38.10	9.53	161.6/36329	177.8	11.34
P80F1	80.00	42.00	24.00	15.00	55.00	60.00	60.00	6.00	250.0/56202	275.0	11.90
P80F5	80.00	28.00	34.00	16.00	68.00	72.00	45.00	5.00/8.00	190.0/43181	209.0	8.80
P80F6	80.00	30.00	32.00	15.00	58.60	62.60	60.00	5.00	98.0/22272	108.0	9.75
P80F10	80.00	42.00	22.00	15.00	53.00	58.00	60.00	6.00	250.0/56202	275.0	11.40
P80F37	80.00	26.00	25.00	14.00	59.30	59.30	35.00	6.00/5.00	155.0/34845	170.5	5.72
P80F35	80.00	42.00	23.00	16.00	56.00	61.50	60.00	6.00	160.0/35969	176.0	11.50
P95F3	95.00	30.00	32.00	14.00	-	67.50	41.00	6.00	112.0/25178	123.2	7.20
P100H	100.00	20.00	28.00	14.00	-	62.00	40.00	5.00	103.0/23170	113.3	4.99
P100F7	100.00	29.00	30.00	14.50	-	71.00	38.10	6.00	95.0/21356	104.5	6.72
P100F25	100.00	25.40	31.50	14.00	62.60	77.50	38.10	6.00	95.0/21356	104.5	6.17
P100F52	100.00	38.00	18.00	9.53	47.00	49.30	32.00	5.00	86.7/19504	95.3	4.67
P100F53	100.00	52.00	21.00	14.00	46.00	51.00	40.00	5.00/4.00	110.0/24728	121.0	7.45
P100F56	100.00	35.00	13.50	10.00	-	46.00	30.00	5.00	70.0/15736	77.0	3.98
P100F77	100.00	38.00	17.50	11.30	48.00	48.00	32.00	4.50	65.0/14612	71.5	4.42
P100F84	100.00	38.00	22.00	9.50	57.50	57.50	35.00	6.00	70.0/15736	77.0	6.27
P100F92	100.00	60.00	38.00	20.00	81.00	94.00	47.00	8.00	220.0/49457	242.0	16.90
P100F111	100.00	29.00	30.00	14.50	71.00	71.00	38.10	6.00	95.0/21356	104.5	6.75
P100F114	100.00	40.00	23.00	12.00	-	56.00	32.00	6.00	100.0/22480	115.0	5.96
P100F122	100.00	38.00	17.50	11.30	41.80	45.90	32.00	4.50	65.0/14612	71.5	4.33
P100F125	100.00	22.20	22.00	11.30	54.50	58.00	32.00	6.00	110.0/24728	121.0	4.45
P100F161-S	100.00	30.00	31.60	15.90	-	80.00	38.10	8.00	130.0/29225	143.0	8.50
P100F166	100.00	25.00	30.00	14.50	-	71.00	38.10	6.00	95.0/21356	105.0	6.36
P100F196	100.00	38.00	18.00	10.00	-	51.50	29.00	5.60	100.0/22480	110.0	4.80



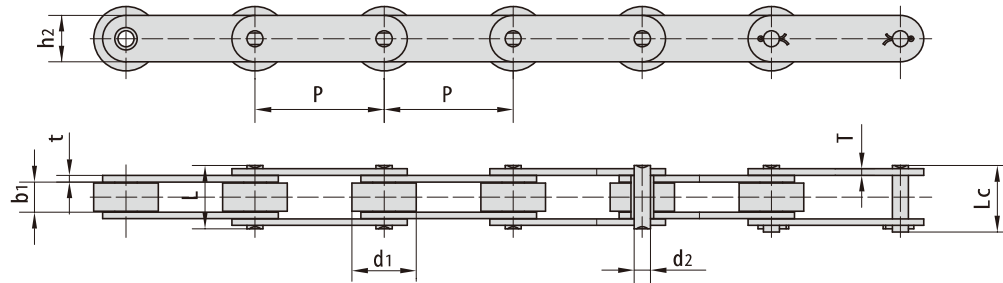
# 输送链 Conveyor chains



东华链号 Donghua Chain No.	节距 Pitch	滚子直径 Roller diameter	内节内宽 Width between inner plates	销轴直径 Pin diameter	销轴长度 Pin length		链板高度 Inner plate depth	链板厚度 Plate thickness	抗拉强度 Tensile strength	平均抗拉强度 Average tensile strength	每米长重 Weight per meter
	P	d <sub>1 max</sub>	b <sub>1 min</sub>	d <sub>2 max</sub>	L <sub>max</sub>	L <sub>c max</sub>	h <sub>2 max</sub>	t/T <sub>max</sub>	Q <sub>min</sub>	Q <sub>0</sub>	q
	mm	mm	mm	mm	mm	mm	mm	mm	kN/bf	kN	kg/m
P 100F223	100.00	29.00	30.00	14.50	-	71.00	38.10	6.00	225.0/50580	247.5	9.46
P 100F248	100.00	50.00	24.00	15.00	-	52.00	35.00	4.00	100.0/22480	110.0	6.40
P 100F250	100.00	15.88	19.00	7.92	37.40	40.00	26.00	3.20	30.0/6744	33.0	1.86
P 100F268	100.00	22.20	22.00	11.30	-	51.00	32.00	4.50	65.0/14612	71.5	3.60
P 100F279	100.00	50.00	33.00	14.00	-	70.00	62.00	6.00	112.0/25177	123.2	14.33
P 100F355	100.00	15.88	16.00	8.30	35.00	48.00	22.00	3.25	32.0/7194	35.2	3.00
P 100F360	100.00	20.00	25.00	14.00	60.60	65.80	35.00	6.00	120.0/26976	132.0	5.58
P 101.6F4	101.60	66.70	25.40	26.90	59.20	80.00	51.00	7.10/5.10	134.0/30454	147.4	15.70
P 101.6F18	101.60	31.75	15.00	10.00	37.00	41.00	25.00	4.00	40.0/8992	44.0	2.79
P 101.6F19	101.60	28.58	25.40	14.27	60.00	64.60	38.10	6.40	160.0/35968	176.0	6.60
P 101.6F24	101.60	47.60	22.20	11.11	47.80	52.20	32.00	4.50	75.0/16872	82.5	5.80
P 101.6F46	101.60	50.80	29.40	17.50	72.00	77.00	44.50	7.90	177.9/40013	197.4	12.56
P 101.6F51	101.60	44.45	28.70	11.10	54.50	60.80	28.70	4.80	53.7/12080	59.0	6.17
P 101.6F69	101.60	38.10	23.80	12.70	-	65.10	33.00	6.40	100.0/22480	110.8	6.50
P 101.6F71	101.60	38.10	25.40	11.10	51.10	55.20	28.70	4.80	552.5/11810	57.8	4.95
P 101.6F73	101.60	47.60	19.10	19.00	53.60	58.00	38.10	6.00	66.7/15000	73.4	7.52
P 101.6F80-S	101.60	30.00	31.60	15.90	-	80.00	38.10	8.00	130.0/29225	150.0	7.20
P 101.6F106	101.60	57.15	55.80	30.16	-	136.00	86.00	14.00	1100.0/247289	1255.0	46.00
P 101.6F157	101.60	44.45	33.27	15.88	-	82.60	38.10	7.90	113.2/25447	124.5	10.70
P 101.6F160-F	101.60	70.00	42.00	20.00	86.50	95.00	50.00	9.00	240.0/53952	264.0	23.50
P 101.6F166	101.60	28.50	30.90	14.50	-	70.00	38.00	6.50	150.0/33700	165.0	6.70
P 101.6F167	101.60	31.75	37.50	15.90	-	84.00	38.00	8.00	195.0/44000	214.5	8.90
P 101.6F184	101.60	31.80	31.60	15.90	-	81.00	38.10	8.00	130.0/29224	143.0	7.10
P 103.2F3	103.20	44.45	49.00	27.94	-	132.00	60.00	14.30	700.0/157366	770.0	27.88
P 103.2F6	103.20	44.45	52.00	25.00	116.70	120.35	60.00	14.5/12.0	650.0/146120	715.0	30.30
P 103.45	103.45	45.21	32.51	23.88	99.00	109.00	63.50	12.70	500.0/112480	535.0	25.00
P 103.89	103.89	66.68	57.15	33.32	-	148.00	88.90	15.88	500.0/112480	550.0	55.83
P 120.9F3	120.90	44.30	49.20	25.00	-	131.00	58.10	14.5/13.2	700.0/157360	770.0	24.42
P 125F1	125.00	50.00	55.00	26.00	-	110.00	60.00	8.00	300.0/68181	330.0	13.53
P 125F2H	125.00	32.00	18.50	8.00	-	43.00	20.00	4.00	60.0/13488	66.0	2.65
P 127F1	127.00	76.20	76.20	38.10	-	186.50	101.60	19.30	1690.0/380178	1860.0	73.85
P 127F9	127.00	66.70	26.00	26.90	60.50	87.00	50.00	7.0/5.0	156.0/35069	171.6	10.00



# 输送链 Conveyor chains

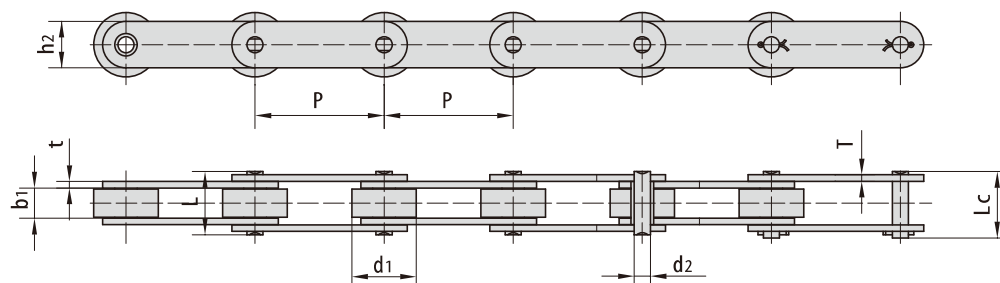


东华链号 Donghua Chain No.	节距 Pitch	滚子直径 Roller diameter	内节内宽 Width between inner plates	销轴直径 Pin diameter	销轴长度 Pin length		链板高度 Inner plate depth	链板厚度 Plate thickness	抗拉强度 Tensile strength	平均抗拉强度 Average tensile strength	每米长重 Weight per meter
	P	d1 max	b1 min	d2 max	L max	Lc max	h2 max	t/T max	Q min	Q0	q
	mm	mm	mm	mm	mm	mm	mm	mm	kN/bf	kN	kg/m
P 127F 10	127.00	76.20	86.20	38.10	-	185.50	101.60	19.05	1690.0/379912	1868.0	73.48
P 127F 13	127.00	63.50	64.70	35.00	-	169.50	88.90	19.05	860.0/193328	946.0	55.80
*P 135F 6	135.00	28.00	38.00	17.90	-	98.00	50.00	9.50	350.0/78680	385.0	12.08
P 150F 10	150.00	29.00	30.00	14.00	-	71.00	40.00	6.00	180.0/40492	198.0	5.71
P 150F 15	150.00	46.00	70.00	18.00	-	133.00	54.00	10.00	200.0/44961	220.0	17.25
P 150F 43	150.00	22.20	22.00	11.10	-	57.40	31.80	6.00	100.0/22480	115.0	4.10
P 150F 44	150.00	46.00	60.00	26.00	-	127.00	60.00	10.00	360.0/80931	415.0	18.45
P 150F 51	150.00	75.00	42.00	25.40	-	107.00	64.00	10.00	310.0/69688	341.0	24.60
P 150F 76	150.00	22.20	25.00	11.10	-	55.80	31.80	4.80	100.0/22480	115.0	3.43
P 150F 79	150.00	46.00	70.00	26.00	-	133.00	60.00	10.00	360.0/80931	414.0	19.00
P 150F 93	150.00	29.00	30.00	14.00	-	71.00	40.00	6.00	180.0/40464	198.0	5.69
*P 150F 98	150.00	46.00	70.00	30.00	-	153.00	80.00	12.00	600.0/134880	660.0	28.45
R F 10150-S	150.00	29.00	30.00	14.50	-	69.00	38.10	6.30	102.5/23295	112.7	6.00
P 150.5	150.50	38.12	40.81	16.02	83.50	88.00	44.23	8.50	250.0/56817	275.0	10.00
P 152F 5	152.40	66.70	25.40	26.90	59.20	80.00	50.00	7.10/5.10	134.0/30454	147.4	12.10
P 152F 10	152.40	57.20	37.10	15.90	76.80	87.00	44.50	7.90	190.0/43181	209.0	11.29
P 152F 28	152.40	88.90	38.00	31.80	82.00	89.00	61.00	8.90/7.60	200.0/44961	220.0	23.30
P 152F 35	152.40	88.90	38.00	23.00	82.00	87.05	61.00	8.90/7.60	266.7/60000	293.4	22.65
P 152F 37	152.40	66.70	25.40	26.92	64.00	83.50	50.80	7.80/6.50	120.0/27000	132.0	12.22
P 152F 39	152.40	47.60	19.00	19.00	53.60	58.00	38.10	6.30	120.0/27000	132.0	6.26
P 152F 42	152.40	63.50	34.90	19.00	-	93.00	50.80	9.50	152.0/34194	168.9	15.80
P 152F 49	152.40	63.50	34.00	15.60	-	82.00	65.00	8.00	160.0/35993	176.0	16.30
P 152F 67	152.40	88.90	101.00	47.63	-	228.70	114.30	22.00	1350.0/303696	1445.0	101.30
P 152F 100	152.40	69.90	38.80	19.00	-	95.50	50.80	9.50	152.0/34194	168.9	17.76
P 152F 136	152.40	36.00	37.00	18.00	-	79.50	50.00	8.00	280.0/62946	308.0	10.00
P 152F 173	152.40	88.90	80.90	45.00	-	205.00	127.00	22.00	1810.0/406888	1991.0	105.00
*P 152F 210	152.40	32.00	26.00	24.00	62.40	72.00	51.00	7.00	180.0/40464	198.0	9.10
P 152F 52-BRSS	152.40	50.80	28.50	11.10	-	66.60	31.80	6.40	70.0/15736	80.0	6.70
*P 154F 1	154.00	44.50	85.60	28.60	-	150.00	80.00	12.50	500.0/112480	550.0	31.00
P 155F 1	155.00	55.00	35.00	20.00	74.00	81.30	48.00	8.00	180.0/40464	198.0	11.82
P 160F 15	160.00	64.00	37.00	15.00	-	100.40	45.00	8.50	160.0/35993	176.0	13.10
P 160F 16	160.00	69.85	38.10	27.00	-	101.00	50.80	9.00/8.00	267.0/60064	296.4	16.60

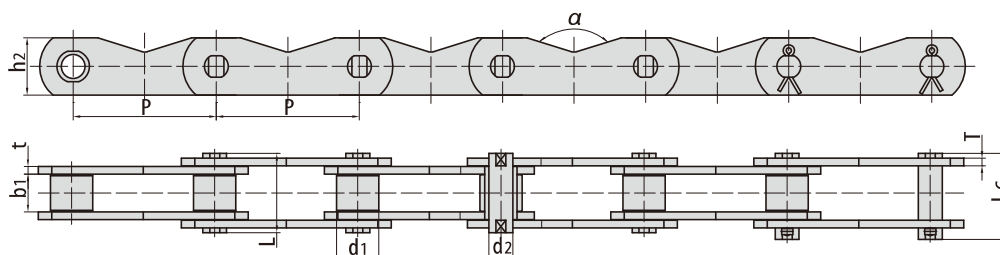
\*套筒链：表中滚子直径d1为套筒直径

\*Bush chain: d1 in the table indicates the external diameter of the bush.

# 输送链 Conveyor chains



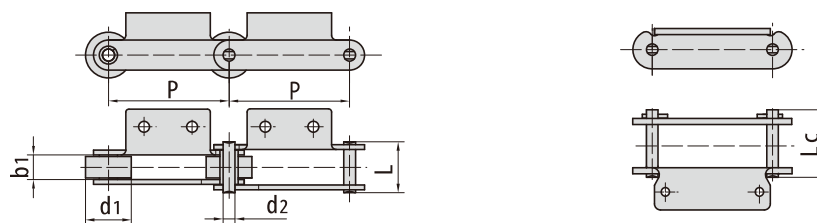
东华链号 Donghua Chain No.	节距 Pitch	滚子直径 Roller diameter	内节内宽 Width between inner plates	销轴直径 Pin diameter	销轴长度 Pin length		链板高度 Inner plate depth	链板厚度 Plate thickness	抗拉强度 Tensile strength	平均抗拉强度 Average tensile strength	每米长重 Weight per meter
	P	d <sub>1 max</sub>	b <sub>1 min</sub>	d <sub>2 max</sub>	L <sub>max</sub>	L <sub>c max</sub>	h <sub>2 max</sub>	t/T <sub>max</sub>	Q <sub>min</sub>	Q <sub>0</sub>	q
	mm	mm	mm	mm	mm	mm	mm	mm	kN/bf	kN	kg/m
P 160F27	160.00	69.85	38.10	17.53	-	81.00	50.80	6.30	244.0/54890	268.4	13.68
P 160F48	160.00	30.00	39.00	15.90	-	88.00	50.00	8.00	200.0/44962	220.0	9.72
P 160F85	160.00	25.00	35.30	12.70	68.40	73.00	40.00	6.40	169.0/37993	185.9	5.76
P 177.8F6	177.80	88.90	81.00	44.45	-	218.50	127.00	25.00	1710.0/384408	1881.0	105.50
P 200F10	200.00	100.00	47.00	25.00	-	103.50	72.00	10.00	308.7/69445	339.6	28.30
P 200F15	200.00	40.10	51.40	19.10	-	109.50	50.80	9.50	213.0/47916	236.4	12.58
P 200F58	200.00	44.00	44.00	19.10	-	91.50	50.80	7.00	200.0/44961	230.0	9.82
P 200F86	200.00	80.00	41.00	30.00	-	129.00	60.00	16.00	300.0/67443	330.0	28.53
P 203.2F18	203.20	66.70	26.00	26.90	60.50	65.50	50.00	7.00/5.00	156.0/35069	171.6	10.00
P 203.2F20	203.20	66.70	25.40	27.00	63.50	92.00	50.00	8.00/6.00	156.0/35069	171.6	13.00
P 228.6F9	228.60	107.95	77.70	31.75	-	173.60	88.90	16.00	598.0/134526	657.0	56.70
P 250F36	250.00	100.00	57.20	22.23	-	117.00	63.50	9.50	314.0/70637	348.5	25.70
P 250F39	250.00	44.00	44.00	19.00	-	92.00	50.00	7.00	200.0/44961	242.0	8.92
P 250F79	250.00	57.20	66.70	25.40	-	146.00	76.20	12.70	619.0/139151	681.0	24.74
P 250F85	250.00	64.80	37.00	16.00	-	84.50	45.00	8.00	160.0/35968	176.0	10.12



东华链号 Donghua Chain No.	节距 Pitch	滚子直径 Roller diameter	内节内宽 Width between inner plates	销轴直径 Pin diameter	销轴长度 Pin length		链板尺寸 Plate dimension			抗拉强度 Tensile strength	平均抗拉强度 Average tensile strength	每米长重 Weight per meter
	P	d <sub>1 max</sub>	b <sub>1 min</sub>	d <sub>2 max</sub>	L <sub>max</sub>	L <sub>c max</sub>	h <sub>2 max</sub>	t/T <sub>max</sub>	α	Q <sub>min</sub>	Q <sub>0</sub>	q
	mm	mm	mm	mm	mm	mm	mm	mm		kN/bf	kN	kg/m
P 31.75F11	31.75	19.05	9.40	5.08	20.70	23.30	19.00	2.00	-	21.80/4900	25.00	1.55
P 76.2F60	76.20	40.00	25.40	12.00	52.70	55.80	43.00	5.6/4.8	142.92°	161.00/39413	177.10	7.90
P 150F100	150.00	48.00	39.50	25.00	83.80	91.00	60.00	8.00	145.00°	400.00/89920	440.00	13.90
P 160F73	160.00	70.00	38.00	20.00	75.00	86.00	70.00	7.20	-	150.00/33723	165.00	17.20

# 带附板输送链

## Conveyor chains with attachments



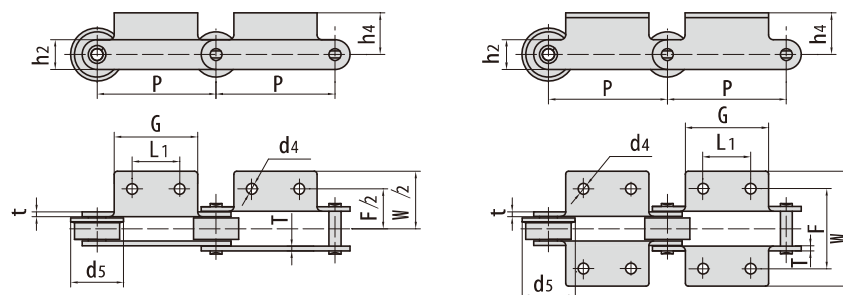
东华链号 Donghua Chain No.	节距 Pitch	滚子直径 Roller diameter	内节内宽 Width between inner plates	销轴直径 Pin diameter	销轴长度 Pin length		抗拉强度 Tensile strength	平均抗拉强度 Average tensile strength	每米长重 Weight per meter
	P	d1 max	b1 min	d2 max	L max	Lc max	Q <sub>min</sub>	Q <sub>0</sub>	q
	mm	mm	mm	mm	mm	mm	kN/bf	kN	kg/m
P 13.7K 1	13.700	8.51	7.75	4.450	16.70	19.30	17.8/4000	20.00	0.79
P 14.85K 1	14.850	10.16	9.40	5.080	20.70	23.30	20.0/4496	22.00	1.34
P 16.7F1K 1	16.700	10.16	9.40	5.080	20.70	23.30	21.8/4900	24.00	1.50
*P 28	28.575	11.68	16.00	7.870	—	32.40	50.0/11240	55.00	2.66
*P 28F1	28.575	11.68	16.13	7.870	—	32.40	50.0/11240	55.00	2.60
P 36.67A 2	36.670	11.91	12.57	5.940	25.90	28.30	31.8/7149	34.98	1.26
P 38F10K 1	38.000	15.88	13.00	8.280	32.50	35.50	55.0/12364	60.50	2.60
P 38F11K 1	38.000	15.88	13.00	8.280	30.50	33.50	45.0/10116	49.50	2.30
P 38F13K 1	38.000	15.88	13.00	8.280	32.50	35.50	55.0/12364	60.50	2.60
P 38.1F 2	38.100	22.50	13.00	8.000	29.50	33.30	40.0/8992	44.00	2.42
P 38.1F 25A 1	38.100	18.00	15.00	8.280	36.10	39.10	68.0/15287	75.00	3.00
P 38.1F 25A 2	38.100	23.80	15.00	8.280	36.10	39.10	68.0/15286	74.80	3.38
P 38.1F 31	38.100	15.88	15.75	7.920	36.20	38.90	55.0/12364	60.50	3.46
P 38.1F 32	38.100	15.88	15.75	7.920	36.20	38.90	55.0/12364	60.50	3.38
P 39.75A 1	39.750	17.25	22.00	7.800	40.50	44.30	47.0/10566	51.70	3.10
P 39.75A 2F 2	39.750	22.23	13.00	5.940	29.20	31.00	32.0/7194	35.20	2.23
P 40F12A 2	40.000	22.23	13.00	5.940	29.20	31.00	32.0/7194	35.20	2.23
P 41.3F9A 2	41.300	22.00	11.00	9.000	28.60	31.60	40.0/8992	44.00	2.30
P 41.3F14A 2	41.275	22.22	12.70	5.940	29.20	31.60	30.0/6744	33.00	2.22
P 42F 2	42.000	11.00	13.00	6.000	30.00	32.50	50.0/11240	55.00	1.85
P 42F13A 1	42.010	22.23	25.40	9.530	48.50	—	55.0/12364	60.50	4.60
P 42.5	42.500	15.88	15.75	7.920	32.70	36.50	56.7/12746	62.00	3.40
P 44F3A 2	44.000	15.88	17.02	8.280	36.10	39.10	60.0/13488	66.00	2.32
P 44.45F 5	44.450	25.40	16.51	7.920	36.20	38.90	35.0/7874	38.50	3.85
P 44.45F7A 1	44.450	28.58	15.00	9.530	34.50	38.70	45.0/10116	49.50	3.80
P 44.45F12K 2	44.450	25.40	25.40	12.700	54.40	59.00	170.0/38216	187.00	7.84
P 44.45F15K 2	44.450	25.40	25.40	12.700	60.00	—	170.0/38216	187.00	8.34
P 46	46.000	16.00	16.00	8.000	36.00	39.00	55.0/12364	60.50	3.23
P 49F2A 1	49.000	31.00	23.00	9.800	36.60	42.00	40.0/8992	44.00	5.51
P 50F3A 1	50.000	31.00	15.00	9.530	35.40	38.65	83.0/18659	91.30	4.77
P 50F16	50.000	24.90	10.07	7.800	26.60	28.80	30.0/7418	36.30	2.22
P 50F27A 1	50.000	31.00	15.00	9.800	36.60	42.00	40.0/8992	44.00	5.30
P 50F42A 1	50.000	29.00	15.00	9.800	36.60	42.00	40.0/8992	44.00	4.03
P 50F53A 2	50.000	31.00	15.50	10.000	37.10	40.00	40.0/8992	44.00	4.00

\*套筒链：表中滚子直径d1为套筒直径

\*Bush chain: d1 in the table indicates the external diameter of the bush.

# 带附板输送链

## Conveyor chains with attachments

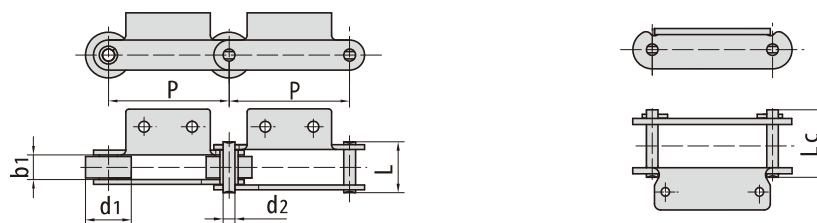


东华链号 Donghua Chain No.	P	L1	G	F	W	h4	h2	d4	t/T	d5
	mm	mm	mm	mm	mm	mm	mm	mm	mm	mm
P 13.7K 1	13.700	△	9.50	29.00	38.70	7.10	11.80	4.50	1.60	-
P 14.85K 1	14.850	△	14.85	30.00	38.00	10.00	14.50	3.50	2.03	-
P 16.7F1K 1	16.700	△	12.70	31.80	44.60	10.30	14.60	5.20	2.03	-
P 28	28.575	28.58	51.00	46.74	61.20	13.70	22.23	8.75	3.10	-
P 28F 1	28.575	28.58	50.80	46.80	61.86	12.70	22.23	9.02	3.10	-
P 36.67A 2	36.670	14.30	28.60	42.90	67.80	14.70	18.00	5.50	2.42	-
P 38F10K 1	38.000	△	30.00	49.00	79.00	16.50	21.00	8.40	3.50	-
P 38F11K 1	38.000	△	30.00	47.00	77.00	16.50	21.00	8.40	3.00	-
P 38F13K 1	38.000	△	30.00	49.00	79.00	16.50	16.50	7.00	3.50	-
P 38.1F 2	38.100	△	28.00	56.00	76.00	17.20	19.00	9.00	3.00	-
P 38.1F 25A 1	38.100	△	28.00	51.00	71.00	15.00	21.00	8.40	4.00	-
P 38.1F 25A 2	38.100	50.00	70.00	48.00	68.00	15.00	21.00	7.00	4.00	-
P 38.1F 31	38.100	△	61.10	54.20	81.60	14.70	23.00	8.20	4.00	-
P 38.1F 32	38.100	△	61.10	61.00	81.60	14.70	23.00	10.20	4.00	-
P 39.75A 1	39.750	△	61.00	62.10	94.10	16.50	21.25	11×8	3.50	-
P 39.75A 2F 2	39.750	14.30	28.60	42.40	57.20	14.70	17.00	5.20	3.10	-
P 40F 12A 2	40.000	14.30	28.60	42.90	57.20	14.70	17.00	5.20	3.10	-
P 41.3F 9A 2	41.300	12.00	24.00	36.20	48.20	17.00	21.00	5.50	3.00	-
P 41.3F 14A 2	41.275	14.30	28.60	42.90	61.20	14.70	17.50	5.20	3.25	-
P 42F 2	42.000	△	35.00	40.00	76.00	12.80	17.00	6.00	3.00	-
P 42F 13A 1	42.010	△	31.75	60.00	84.20	18.00	28.58	8.26×16	3.25	-
P 42.5	42.500	19.00	38.00	53.50	70.00	19.50	22.00	7.00	3.25	-
P 44F 3A 2	44.000	26.00	44.00	50.80	68.00	19.10	21.00	6.60	4.15/3.10	-
P 44.45F 5	44.450	△	34.93	57.16	74.46	19.05	19.05	8.00	3.80	-
P 44.45F 7A 1	44.450	△	22.00	66.00	84.80	12.80	25.60	7.00	3.00	-
P 44.45F 12K 2	44.450	42.00	82.00	69.00	97.30	25.00	36.80	10.80	6.00/5.00	-
P 44.45F 15K 2	44.450	42.00	82.00	69.00	97.30	25.00	36.80	10.80	6.00/5.00	-
P 46	46.000	△	38.00	54.00	82.80	18.00	22.00	6.00	4.00	-
P 49F 2A 1	49.000	△	45.00	62.00	86.00	35.00	25.00	10.00	4.00	-
P 50F 3A 1	50.000	△	60.00	63.00	98.00	19.10	25.00	10.00	4.00	-
P 50F 16	50.000	△	41.30	45.00	61.40	36.00	20.00	6.50	3.00	-
P 50F 27A 1	50.000	△	45.00	62.00	86.00	35.00	25.00	10.00	4.00	-
P 50F 42A 1	50.000	△	29.00	55.00	72.00	12.50	25.00	7.00	4.00	-
P 50F 53A 2	50.000	20.00	40.00	58.40	74.40	21.00	25.00	8.20	4.00	-

△附板带一个孔  
△Attachments with 1 hole

# 带附板输送链

## Conveyor chains with attachments



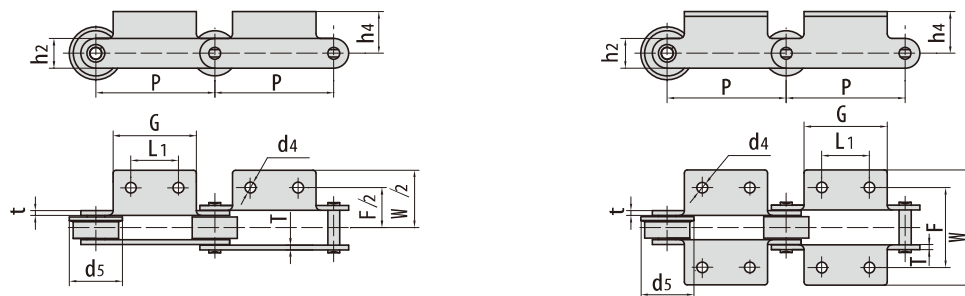
东华链号 Donghua Chain No.	节距 Pitch	滚子直径 Roller diameter	内节内宽 Width between inner plates	销轴直径 Pin diameter	销轴长度 Pin length		抗拉强度 Tensile strength	平均抗拉强度 Average tensile strength	每米长重 Weight per meter
	P	d <sub>1 max</sub>	b <sub>1 in</sub>	d <sub>2 max</sub>	L <sub>max</sub>	L <sub>c max</sub>	Q <sub>min</sub>	Q <sub>o</sub>	q
	mm	mm	mm	mm	mm	mm	kN/bf	kN	kg/m
P 50.8F22A1-F	50.80	32.00	15.00	11.700	39.00	43.00	50.0/11240	55.00	6.13
P 50.8F35A1	50.80	25.00	12.57	5.940	25.90	29.00	31.8/7150	35.00	2.20
P 50.8F40	50.80	28.60	30.60	10.190	57.00	62.00	70.0/15736	77.00	7.55
P 50.8F65K1	50.80	16.00	17.00	8.000	37.60	40.70	56.7/12746	62.37	3.90
P 58F2A2	58.00	15.88	17.02	8.280	36.10	39.10	60.0/13488	66.00	2.46
P 60A2F16	60.00	15.88	17.02	8.280	36.10	39.10	60.0/13488	66.00	2.48
P 62.5A3F1	62.50	48.00	25.00	14.000	53.40	57.50	90.0/20232	99.00	10.60
P 63F30K1	63.00	42.00	24.00	10.000	46.00	49.50	85.0/19108	93.50	7.67
P 68.25F1	68.25	30.00	15.00	14.000	40.30	44.70	70.0/15736	77.00	4.19
P 69F4A1	69.00	30.00	12.50	9.530	30.00	34.00	45.0/10116	50.00	3.18
P 69F5A1	69.00	25.00	11.50	5.720	28.00	30.20	18.0/4046	19.80	2.38
P 70F29	70.00	40.00	19.00	10.000	37.10	41.00	57.0/12814	62.70	4.84
P 75F6	75.00	16.00	16.00	8.000	-	41.00	32.0/7200	35.20	2.44
P 75F8A2	75.00	31.80	16.00	8.000	-	41.00	32.0/7200	35.20	3.52
P 75F8A2-F	75.00	30.00	16.00	8.000	-	41.00	32.0/7200	35.20	3.80
P 75F20A1	75.00	40.00	22.00	12.000	47.0	52.00	90.0/20232	99.00	6.81
P 75F23	75.00	28.00	24.40	11.100	-	61.50	140.0/31473	154.00	4.49
P 75F27A2	75.00	45.00	22.00	11.000	-	51.40	62.3/14005	68.00	7.43
P 75F34A1	75.00	40.00	22.00	12.000	47.00	52.00	90.0/20232	99.00	6.71
P 75F34A2	75.00	40.00	22.00	12.000	47.00	52.00	75.0/16860	82.50	6.86
P 75F38K2	75.00	22.20	22.00	11.300	-	53.50	62.7/14095	69.00	4.70
P 75F56A1	75.00	38.00	22.00	12.000	47.00	52.00	90.0/20232	99.00	6.04
P 75F57A2	75.00	15.75	16.00	8.000	-	41.00	32.0/7194	35.20	1.82
P 75F63A2	75.00	40.00	21.50	12.000	45.70	49.00	100.0/22480	110.00	6.20
*P 76F1K1	76.00	32.00	35.00	16.000	-	77.00	240.0/53954	265.00	12.10
P 76.2F1	76.20	31.75	15.00	14.200	-	44.20	60.0/13488	66.00	4.45
P 76.2F41K1	76.20	38.10	25.40	11.100	-	57.50	80.0/17984	88.00	7.40
P 76.2F42K1	76.20	38.10	25.40	11.100	-	60.70	120.0/26977	132.00	7.94
P 76.2F14A3	76.20	38.10	25.40	11.100	-	56.50	85.0/19108	93.50	6.10
P 76.2F43	76.20	31.74	15.88	7.940	33.10	36.20	54.5/12252	59.95	3.28
P 76.2F69A2	76.20	40.00	32.00	12.500	57.90	62.30	100.0/22480	110.00	9.21
P 78F2K2	78.00	32.00	37.00	15.000	-	83.20	210.0/47208	231.00	10.90
P 78F3K2	78.00	32.00	37.00	18.000	-	94.00	350.0/78680	385.00	15.90
P 78.1F5K2	78.10	31.75	38.10	16.460	-	95.00	250.0/56200	275.00	14.50

\*套筒链：表中滚子直径d1为套筒直径

\*Bush chain: d1 in the table indicates the external diameter of the bush.

# 带附板输送链

## Conveyor chains with attachments



东华链号 Donghua Chain No.	P	L1	G	F	W	h4	h2	d4	t/T	d5
	mm	mm	mm	mm	mm	mm	mm	mm	mm	mm
P50.8F22A1-F	50.80	△	45.00	75.00	110.40	20.00	26.40	9.00	4.50	40.00
P50.8F35A1	50.80	△	48.00	46.00	68.00	26.00	18.00	8.00	2.50	-
P50.8F40	50.80	-	40.00	-	90.00	22.50	30.00	-	4.50	-
P50.8F65K1	50.80	△	30.00	55.60	84.00	16.00	25.00	8.70	4.00	-
P58F2A2	58.00	26.00	44.00	66.80	84.00	19.10	21.00	6.60	4.15/3.10	-
P60A2F16	60.00	26.00	44.00	66.80	84.00	19.10	21.00	6.60	4.15/3.10	-
P62.5A3F1	62.50	40.00	65.00	90.00	130.00	26.00	35.00	11.00	5.00	-
P63F30K1	63.00	△	22.00	88.00	112.00	30.00	31.00	10.00	4.00	-
P68.25F1	68.25	40.00	70.00	54.00	84.00	21.50	27.00	8.40	4.50	-
P69F4A1	69.00	△	60.00	60.00	80.00	27.00	25.00	9.00	3.00	-
P69F5A1	69.00	△	66.00	48.00	68.00	27.00	15.00	6.50	3.00	-
P70F29	70.00	△	34.00	60.00	87.00	15.00	30.00	10.30	3.00	-
P75F6	75.00	30.00	55.00	60.00	92.00	20.00	22.00	10.00	3.00	-
P75F8A2	75.00	30.00	55.00	60.00	92.00	20.00	22.00	10.00	3.20	-
P75F8A2-F	75.00	30.00	55.00	60.00	92.00	20.00	22.00	10.00	3.20	38.00
P75F20A1	75.00	△	55.00	64.00	92.00	25.00	32.00	M 8	4.50	50.00
P75F23	75.00	40.00	60.00	88.00	118.00	37.00	30.00	9.00	6.00	-
P75F27A2	75.00	35.00	60.00	70.00	110.90	22.00	32.00	10.00	4.50/4.00	-
P75F34A1	75.00	△	55.00	70.00	90.00	25.00	32.00	M 8	4.50	50.00
P75F34A2	75.00	30.00	56.00	62.40	102.40	22.00	32.00	M 5	4.50	50.00
P75F38K2	75.00	30.00	55.00	70.00	94.00	22.00	32.00	10.00	4.50	-
P75F56A1	75.00	△	45.00	69.00	99.00	25.00	32.00	9.00	4.50	45.00
P75F57A2	75.00	30.00	55.00	66.00	98.00	19.58	22.00	10.00	3.20	-
P75F63A2	75.00	25.00	55.50	71.20	94.00	22.00	32.00	M 8	4.00	-
P76F1K1	76.00	△	50.00	109.20	149.20	35.00	50.00	11.00	6.00	-
P76.2F1	76.20	31.00	58.00	75.40	107.00	21.25	29.00	10.50	4.50	-
P76.2F41K1	76.20	△	51.00	75.00	100.00	39.55	30.20	8.60	4.80	-
P76.2F42K1	76.20	△	50.80	74.60	101.60	20.60	28.60	8.70	4.80/6.40	-
P76.2F14A3	76.20	28.60	50.80	76.20	104.60	19.10	28.60	6.40	4.80	-
P76.2F43	76.20	25.40	56.00	70.00	98.00	18.00	25.40	8.50	3.15	-
P76.2F69A2	76.20	43.00	67.40	98.20	117.00	22.70	32.80	8.80	5.00	50.00
P78F2K2	78.00	30.00	65.00	120.00	150.00	32.00	38.10	13.00	8.00	-
P78F3K2	78.00	30.00	65.00	120.00	150.00	34.00	46.00	13.00	10.00	-
P78.1F5K2	78.10	46.00	72.00	89.40	128.00	35.00	39.60	12.00	9.70	-

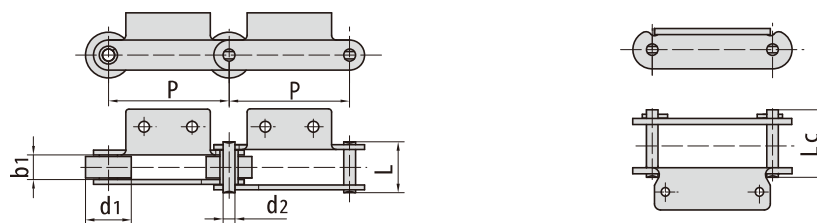
△附板带一个孔

△Attachments with 1 hole



# 带附板输送链

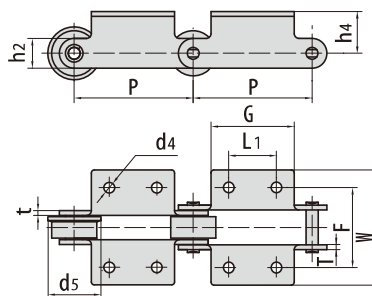
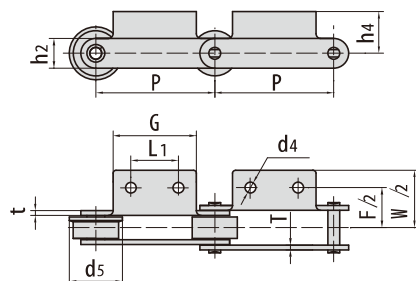
## Conveyor chains with attachments



东华链号 Donghua Chain No.	节距 Pitch	滚子直径 Roller diameter	内节内宽 Width between inner plates	销轴直径 Pin diameter	销轴长度 Pin length		抗拉强度 Tensile strength	平均抗拉强度 Average tensile strength	每米长重 Weight per meter
	P	d1 max	b1 min	d2 max	L max	Lc max	Q min	Qo	q
	mm	mm	mm	mm	mm	mm	kN/bf	kN	kg/m
P 78.11F8	78.11	31.80	37.10	15.000	—	83.50	100.0/22480	110.00	12.05
P 78.11F9	78.11	31.75	38.10	15.875	—	90.00	90.0/20232	99.00	11.28
P 80F4	80.00	30.00	15.00	13.900	42.50	46.50	86.0/19333	95.00	3.97
P 80F4-P	80.00	45.00	15.00	13.900	42.50	46.50	86.0/19333	94.60	5.67
P 80F63A2	80.00	30.00	20.00	11.000	47.90	52.00	86.0/19333	94.60	5.30
P 85A2F1	85.00	44.45	16.00	10.000	—	56.60	90.0/20232	100.00	6.80
P 90F5A2	90.00	31.80	16.10	8.000	—	41.00	32.0/7193	35.00	2.86
P 90F8A2-G K	90.00	45.00	37.00	12.700	69.10	74.00	140.0/31472	154.00	11.90
P 95F1A2	95.00	30.00	23.00	10.000	45.50	49.50	60.0/13488	66.00	3.79
P 97.5F1	97.50	50.00	24.00	15.000	—	52.00	100.0/22480	110.00	6.51
P 100A2-F1	100.00	50.00	29.90	14.000	—	61.00	150.0/33721	165.00	9.20
P 100F1	100.00	42.00	23.00	9.530	52.00	54.30	86.7/19704	95.00	6.06
P 100F2	100.00	36.00	18.00	9.530	47.00	49.30	86.7/19704	95.00	4.60
P 100F2A2	100.00	42.00	18.00	9.530	47.00	49.30	86.7/19490	95.37	5.33
P 100F3	100.00	29.00	30.00	14.500	—	71.00	95.0/21356	105.00	9.46
P 100F4	100.00	40.00	22.00	11.300	—	53.50	65.0/14612	72.00	5.13
P 100F5	100.00	22.20	22.00	11.300	—	53.50	65.0/14612	72.00	3.90
P 100F12	100.00	45.00	37.00	12.000	64.00	67.00	150.0/33721	165.00	10.30
P 100F15	100.00	38.00	25.80	10.700	—	57.00	45.0/10116	50.00	5.25
P 100F16A2-F	100.00	31.80	16.10	8.000	34.80	35.50	55.0/12364	60.50	2.68
P 100F33	100.00	40.00	27.00	11.300	—	64.80	100.0/22480	110.00	6.80
P 100F41A2	100.00	45.00	25.40	12.700	—	63.80	80.0/17984	88.00	8.26
P 100F50	100.00	36.00	29.00	15.000	70.00	76.00	200.0/44992	220.00	13.93
P 100F75	100.00	26.00	22.00	10.700	—	55.00	45.0/10116	50.00	4.75
P 100F82A1	100.00	31.80	16.10	8.000	—	41.00	32.0/7193	35.20	3.07
P 100F93	100.00	40.00	22.00	11.300	—	59.50	86.0/19333	94.60	8.07
P 100F94K1	100.00	47.60	26.00	27.000	61.00	70.00	160.0/35993	176.00	12.90
P 100F95A2	100.00	32.00	14.00	11.100	32.50	36.00	60.0/13488	66.00	3.11
P 100F99K2	100.00	40.00	22.00	11.100	48.40	53.40	65.0/14612	71.50	5.54
P 100F104	100.00	40.00	22.00	11.300	—	60.70	146.0/32822	160.60	7.33
P 100F108K2	100.00	40.00	22.00	11.300	—	53.50	65.0/14612	71.50	5.80
P 100F109A2	100.00	45.00	21.00	14.000	48.00	53.00	50.0/11240	55.00	6.94

# 带附板输送链

## Conveyor chains with attachments



东华链号 Donghua Chain No.	P	L1	G	F	W	h4	h2	d4	t/T	d5
	mm	mm	mm	mm	mm	mm	mm	mm	mm	mm
P78.11F8	78.11	30.00	65.00	120.00	150.00	35.00	38.10	12.00	7.90	-
P78.11F9	78.11	38.10	116.60	104.60	133.30	31.75	38.10	14.30	7.90	-
P80F4	80.00	40.00	70.20	57.40	87.40	22.95	27.10	8.50	5.60/4.15	-
P80F4-P	80.00	40.00	70.20	57.40	87.40	22.95	27.10	8.50	5.60/4.15	-
P80F63A2	80.00	40.00	70.20	62.40	92.40	22.95	27.10	8.50	5.60/4.15	40.00
P85A2F1	85.00	30.00	50.40	95.00	125.00	22.50	35.00	9.00	4.80	-
P90F5A2	90.00	40.00	65.00	60.00	92.00	20.00	22.00	10.00	3.20	42.00
P90F8A2-G K	90.00	40.00	75.00	96.00	118.00	44.50	38.00	11.00	6.00	-
P95F1A2	95.00	40.00	65.00	66.40	96.40	22.50	25.00	8.50	4.00	40.00
P97.5F1	97.50	-	50.00	-	130.00	35.00	35.00	-	4.00	-
P100A2-F1	100.00	40.00	65.00	98.00	128.00	35.00	40.00	10.00	4.00	65.00
P100F1	100.00	78.00	96.00	73.00	103.00	17.50	32.00	7.00	5.00	-
P100F2	100.00	40.00	70.00	68.00	98.00	17.50	32.00	9.00	5.00	-
P100F2A2	100.00	40.00	70.00	68.00	98.00	17.50	32.00	9.00	5.00	-
P100F3	100.00	40.00	70.00	100.00	128.00	28.00	38.10	12.00	6.00	-
P100F4	100.00	40.00	65.00	70.00	94.00	22.00	32.00	10.00	4.50	-
P100F5	100.00	40.00	65.00	70.00	94.00	22.00	32.00	10.00	4.50	-
P100F12	100.00	60.00	90.00	98.00	128.00	34.00	40.00	11.50	5.00	64.00
P100F15	100.00	29.85	65.00	75.00	115.60	20.00	28.00	9.00	4.80	-
P100F16A2-F	100.00	40.00	65.00	60.00	92.00	20.00	22.00	10.00	3.20	42.00
P100F33	100.00	40.00	65.00	78.30	102.30	24.30	32.00	10.00	6.00	50.00
P100F41A2	100.00	40.00	70.00	80.00	126.00	25.00	31.80	12.00	6.30	60.00
P100F50	100.00	40.00	70.00	156.00	196.00	43.00	60.00	9.00	8.00	-
P100F75	100.00	29.85	65.00	68.00	112.00	20.00	28.00	12×9	4.80	-
P100F82A1	100.00	△	65.00	60.00	92.00	20.00	22.00	10.00	3.20	42.00
P100F93	100.00	40.00	70.00	100.00	124.00	30.00	32.00	100.00	6.00	-
P100F94K1	100.00	△	35.00	85.00	116.00	38.50	55.00	13.00	7.00/5.00	-
P100F95A2	100.00	30.00	51.00	76.00	104.00	18.00	30.00	9.00	3.00	-
P100F99K2	100.00	40.00	65.00	70.00	104.00	22.00	32.00	9.50	4.80	-
P100F104	100.00	40.00	65.00	70.00	104.00	23.60	32.00	10.00	6.30	-
P100F108K2	100.00	40.00	65.00	70.00	94.00	35.00	32.00	10.00	4.50	-
P100F109A2	100.00	40.00	60.00	110.00	130.00	17.50	35.00	6.40	5.00	-

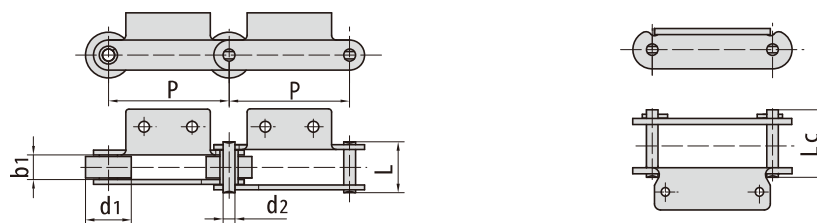
△附板带一个孔

△Attachments with 1 hole



# 带附板输送链

## Conveyor chains with attachments



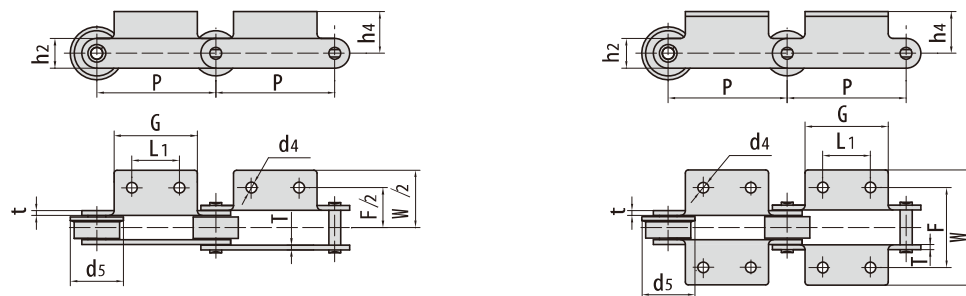
东华链号 Donghua Chain No.	节距 Pitch	滚子直径 Roller diameter	内节内宽 Width between inner plates	销轴直径 Pin diameter	销轴长度 Pin length		抗拉强度 Tensile strength	平均抗拉强度 Average tensile strength	每米长重 Weight per meter
	P	d1 max	b1 min	d2 max	L max	Lc max	Q <sub>min</sub>	Q <sub>0</sub>	q
	mm	mm	mm	mm	mm	mm	kN/bf	kN	kg/m
*P100F128K2	100.00	32.00	45.00	16.000	-	95.00	240/53954	276.00	13.50
P100F143	100.00	40.00	24.00	11.300	-	53.50	65.0/14612	72.00	5.73
P100F148A2-F	100.00	38.00	20.50	9.530	43.60	47.90	38.0/8540	43.00	3.93
P100F101A2	100.00	22.20	24.00	11.100	57.50	62.70	70.0/15736	77.00	5.50
P100F175A2	100.00	49.00	30.00	14.500	-	71.00	112.0/25178	123.20	-
P100F226K2	100.00	31.00	14.50	10.000	37.50	41.50	80.0/17984	88.00	3.00
P100F233A2	100.00	30.00	32.00	14.000	-	72.50	190.0/42712	209.00	7.65
P100F237A3	100.00	40.00	33.00	10.000	56.00	61.00	85.0/19108	93.50	6.68
P100F241K2	100.00	25.00	31.00	12.000	-	65.00	80.0/17984	88.00	7.52
P100F251K2	100.00	29.00	30.00	14.500	-	71.00	79.0/17759	86.90	7.30
P100F264A2	100.00	40.00	27.00	11.300	-	64.50	65.0/14612	71.50	7.12
P100F277A2	100.00	45.00	21.00	21.000	-	60.00	120.0/26976	132.00	7.32
P100F281A1	100.00	40.00	24.00	12.000	47.80	54.80	75.0/16860	82.50	6.40
RF10100K2	100.00	50.80	30.00	14.500	-	69.00	102.7/23087	113.00	12.60
P100F148A2-F	100.00	44.50	20.50	9.530	43.60	47.90	38.0/8542	41.80	3.93
P100F331A2	100.00	28.58	20.50	10.000	42.30	46.10	56.0/12589	61.60	4.10
P100F356A2-F	100.00	50.00	37.00	14.000	61.80	66.00	105.0/23604	115.50	10.20
*P101.6F1	101.60	25.00	55.00	16.000	-	110.00	60.0/13488	66.00	11.90
P101.6F2A2F1	101.60	47.60	18.20	19.100	-	53.50	97.8/22000	107.58	7.16
P101.6F9	101.60	31.75	15.00	14.200	-	44.20	66.7/15159	73.00	8.40
*P101.6F17K2	101.60	25.40	55.60	15.880	-	115.00	180.0/40492	198.00	12.40
*P101.6F17K2F1	101.60	25.40	55.60	15.880	-	115.00	180.0/40464	198.00	11.92
P101.6F18A1	101.60	31.75	15.00	10.000	37.00	41.00	56.0/12589	61.00	3.63
*P101.6F18A2	101.60	31.75	15.00	10.000	37.00	41.00	40.0/8992	44.00	3.66
P101.6F21	101.60	38.10	53.80	15.875	-	112.20	180.0/40492	198.00	14.90
P101.6F25	101.60	36.50	50.80	19.050	-	112.00	200.0/44992	220.00	18.10
P101.6F30A2	101.60	38.00	22.00	10.000	-	52.80	100.0/22480	110.00	5.19
P101.6F35	101.60	66.70	25.00	25.400	61.00	66.00	160.0/35993	176.00	15.73
P101.6F36	101.60	57.15	33.40	15.880	-	92.00	180.0/40492	198.00	14.33
P101.6F39	101.60	57.15	33.30	16.000	82.00	89.00	127.0/28550	140.00	17.70
P101.6F39K1F1	101.60	57.15	33.30	16.000	82.00	89.00	127.0/28550	140.00	16.60
P101.6F40A2	101.60	38.10	21.00	10.000	-	52.00	50.0/11240	55.00	4.69
P101.6F41K1	101.60	44.50	27.00	11.300	-	67.00	78.0/17546	86.00	10.20
P101.6F43A2	101.60	50.00	16.00	16.000	49.00	53.50	145.0/32620	160.00	7.95

\*套筒链：表中滚子直径d1为套筒直径

\*Bush chain: d1 in the table indicates the external diameter of the bush.

# 带附板输送链

## Conveyor chains with attachments



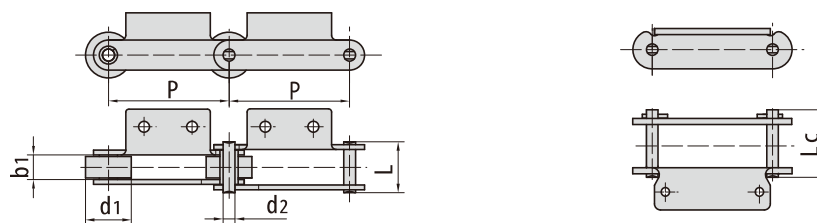
东华链号 Donghua Chain No.	P	L1	G	F	W	h4	h2	d4	t/T	d5
	mm	mm	mm	mm	mm	mm	mm	mm	mm	mm
P 100F128K2	100.00	30.00	61.00	123.20	163.50	35.00	50.00	13.00	8.00	—
P 100F143	100.00	40.00	65.00	70.00	100.00	35.00	32.00	11.00	4.00	50.00
P 100F148A2-F	100.00	50.00	70.00	72.00	104.00	37.00	21.00	9.00	4.00	44.50
P 100F101A2	100.00	41.00	65.00	86.00	134.00	24.50	33.00	9.00	6.00	—
P 100F175A2	100.00	40.00	70.00	100.00	128.00	28.00	38.10	M 8	6.00	—
P 100F226K2	100.00	35.00	70.00	65.00	98.00	35.00	25.00	9.00	4.50/4.00	—
P 100F233A2	100.00	40.00	70.00	80.00	112.00	31.00	40.00	10.50	6.00	—
P 100F237A3	100.00	56.00	100.00	108.00	144.00	31.00	32.00	12.00	4.00	—
P 100F241K2	100.00	50.00	90.00	100.00	132.00	35.00	42.00	12.00	5.00	—
P 100F251K2	100.00	40.00	70.00	100.00	128.00	28.00	38.10	12.00	6.00	—
P 100F264A2	100.00	40.00	65.00	75.00	99.00	22.00	32.00	10.00	6.00	—
P 100F277A2	100.00	40.00	80.00	70.00	110.00	31.50	35.00	13.00	6.00	—
P 100F281A1	100.00	△	76.00	77.00	140.00	26.00	36.00	16.60	4.00	—
R F10100K2	100.00	40.00	70.00	100.00	126.00	28.00	38.10	12.00	6.30	—
P 100F148A2-F	100.00	50.00	70.00	72.00	104.00	37.00	21.00	9.00	4.00	—
P 100F331A2	100.00	50.00	70.00	71.50	91.50	35.00	25.00	9.00	4.00	—
P 100F356A2-F	100.00	40.00	65.00	105.00	135.00	35.00	40.00	M 8	4.00	64.00
P 101.6F1	101.60	44.00	73.00	136.00	165.00	30.00	40.00	11.00	10.00	—
P 101.6F2A2F1	101.60	40.00	65.00	70.00	94.00	22.00	38.10	10.00	5.00	—
P 101.6F9	101.60	31.00	65.00	75.40	107.00	21.25	29.00	10.50	4.50	—
P 101.6F17K2	101.60	44.50	84.00	136.00	172.00	25.40	38.00	11.00	10.00	—
P 101.6F17K2F1	101.60	44.50	78.00	135.00	172.00	25.40	38.00	11.00	10.00	—
P 101.6F18A1	101.60	△	60.00	76.00	124.00	19.00	25.00	10.60	4.00	—
P 101.6F18A2	101.60	30.00	60.00	76.00	124.00	19.00	25.00	10.50	4.00	—
P 101.6F21	101.60	44.50	141.20	134.90	177.80	28.70	38.10	14.00	9.65	—
P 101.6F25	101.60	44.45	152.40	140.70	171.60	41.28	44.45	13.50	9.50	—
P 101.6F30A2	101.60	40.00	70.00	80.00	107.00	22.00	30.00	11.50	5.00	—
P 101.6F35	101.60	50.00	70.00	107.00	127.00	40.00	51.00	10.00	6.00	—
P 101.6F36	101.60	△	50.80	98.40	142.90	32.00	38.10	14.30	9.50	—
P 101.6F39	101.60	△	50.80	101.60	146.40	31.75	38.10	14.20	9.65	—
P 101.6F39K1F1	101.60	△	38.10	101.60	138.20	33.30	38.10	14.20	9.65	—
P 101.6F40A2	101.60	40.00	70.00	80.00	108.00	22.00	25.00	12.00	5.00	—
P 101.6F41K1	101.60	△	70.00	100.00	128.00	28.00	28.60	12.00	6.30	—
P 101.6F43A2	101.60	32.00	56.00	80.00	112.00	20.00	40.00	9.50	6.00	—

△附板带一个孔

△Attachments with 1 hole

# 带附板输送链

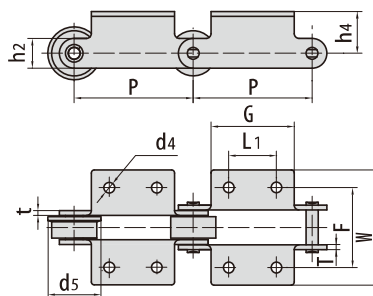
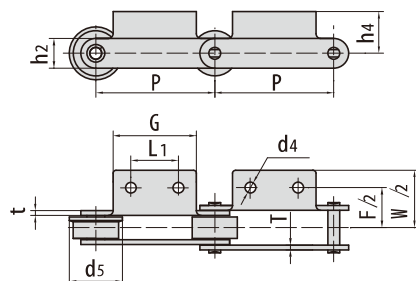
## Conveyor chains with attachments



东华链号 Donghua Chain No.	节距 Pitch	滚子直径 Roller diameter	内节内宽 Width between inner plates	销轴直径 Pin diameter	销轴长度 Pin length		抗拉强度 Tensile strength	平均抗拉强度 Average tensile strength	每米长重 Weight per meter
	P	d <sub>max</sub>	b <sub>in</sub>	d <sub>max</sub>	L <sub>max</sub>	L <sub>c max</sub>	Q <sub>min</sub>	Q <sub>o</sub>	q
	mm	mm	mm	mm	mm	mm	kN/bf	kN	kg/m
P 101.6F54K 1	101.60	57.15	33.30	16.000	—	89.00	177.8/39998	197.40	17.86
P 101.6F56K 2	101.60	32.00	54.50	16.000	—	115.00	180.0/40493	199.80	16.51
P 101.6F57K 3	101.60	57.15	31.75	15.900	—	67.40	166.0/37343	191.20	13.90
P 101.6F62K 1	101.60	57.15	33.30	16.000	—	89.00	177.8/39998	197.40	18.83
P 101.6F69K 3	101.60	38.10	23.80	12.700	—	65.10	100.0/22480	110.80	8.34
P 101.6F76	101.60	57.15	31.56	16.000	56.20	62.00	82.6/18582	91.70	11.57
P 101.6F80A 2	101.60	44.50	31.60	15.900	—	81.00	130.0/29245	144.30	11.36
P 101.6F84A 2	101.60	50.80	30.23	11.180	—	62.00	80.36/18078	89.20	9.04
P 101.6F88	101.60	57.15	31.00	15.880	—	89.00	140.0/31473	160.00	18.40
P 101.6F91A 1	101.60	38.10	21.00	9.700	—	52.50	50.0/11240	55.00	5.30
P 101.6F95K 2	101.60	28.60	27.60	12.700	—	67.00	120.0/26977	132.00	6.65
P 101.6F97K 1	101.60	44.45	33.27	15.880	—	82.60	113.2/25448	125.00	13.77
P 101.6F98K 2	101.60	47.60	19.00	12.000	—	53.00	100.0/22480	110.00	6.60
P 101.6F101K 1	101.60	57.15	33.30	16.000	—	89.00	114.0/25628	125.00	17.70
P 101.6F115A 2	101.60	31.75	15.00	14.200	—	44.20	66.7/14994	73.37	4.42
P 101.6F117A 2	101.60	50.00	16.00	16.000	49.00	53.50	145.0/32596	159.50	8.27
P 101.6F121A 1	101.60	38.10	22.60	10.000	49.80	53.60	50.0/11240	55.00	5.33
P 101.6F123K 1	101.60	28.58	30.00	14.270	—	70.10	158.0/35518	173.80	8.35
P 101.6F128K 3	101.60	57.00	32.00	15.900	66.80	73.50	120.0/26976	132.00	13.80
P 101.6F131A 2	101.60	50.00	33.00	16.000	66.00	70.50	145.0/32596	159.50	13.80
P 101.6F135A 2	101.60	26.50	25.22	11.100	55.50	60.00	127.0/28550	139.70	6.18
P 101.6F136K 2	101.60	31.75	50.80	19.050	—	112.00	200.0/44960	220.00	19.80
P 101.6F147K 1	101.60	50.80	34.90	15.880	—	92.00	200.0/44960	220.00	14.20
P 101.6F165A 2	101.60	57.15	33.27	15.900	—	87.50	230.0/51704	253.00	14.80
P 114.3F7A 2	114.30	63.50	31.60	15.900	—	80.40	200.0/44960	216.00	13.70
P 117	117.00	35.00	50.00	17.000	—	102.00	150.0/33721	166.50	13.40
P 120	120.00	50.00	28.00	12.000	54.00	58.00	160.0/35993	176.00	8.14
P 120A2F 4	120.00	32.00	37.00	12.700	69.10	—	140.0/31473	155.40	9.00
P 120F14A 2	120.00	57.48	37.00	12.700	69.10	74.00	140.0/31472	151.20	13.80
P 120F15A 1	120.00	50.00	28.00	12.000	54.00	58.00	160.0/35968	172.80	8.10
P 120F17A 2	120.00	47.00	47.40	24.000	—	109.00	500.0/112400	540.00	25.00
P 125A2F 1	125.00	44.00	44.00	20.000	—	97.20	150.0/33720	165.00	14.33
P 125F 2	125.00	32.00	18.50	8.000	39.00	—	50.0/11240	55.00	2.66
P 125F9A 2	125.00	45.00	25.00	14.600	55.50	60.00	50.0/11240	55.00	2.58

# 带附板输送链

## Conveyor chains with attachments



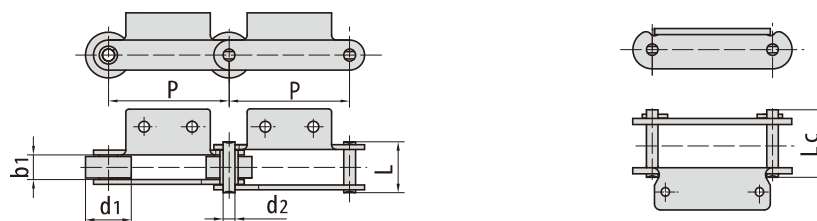
东华链号 Donghua Chain No.	P	L1	G	F	W	h4	h2	d4	t/T	d5
	mm	mm	mm	mm	mm	mm	mm	mm	mm	mm
P 101.6F54K 1	101.60	△	50.80	101.60	146.40	31.75	38.10	14.20	9.65	-
P 101.6F56K 2	101.60	45.00	81.00	142.20	179.20	32.50	45.00	11×15	10.00	-
P 101.6F57K 3	101.60	50.80	82.60	101.60	132.50	36.50	44.45	10.3/15	6.40	-
P 101.6F62K 1	101.60	△	50.80	101.60	146.40	31.75	41.30	14.20	9.65	-
P 101.6F69K 3	101.60	38.10	68.00	69.90	103.20	22.20	33.00	10.30	6.40	-
P 101.6F76	101.60	60.00	76.20	70.00	101.20	35.00	38.10	5.00	4.00	70.00
P 101.6F80A 2	101.60	40.00	80.00	110.00	146.00	35.00	38.10	15.00	8.00	-
P 101.6F84A 2	101.60	50.80	79.50	101.60	133.60	28.70	31.80	9.60	4.80	-
P 101.6F88	101.60	44.45	71.00	101.00	142.50	31.75	39.50	11.00	9.50	-
P 101.6F91A 1	101.60	△	70.00	80.00	108.00	22.00	25.00	M 10	5.00	-
P 101.6F95K 2	101.60	40.00	70.00	90.00	123.00	28.00	32.00	12.00	6.00	-
P 101.6F97K 1	101.60	△	76.20	92.00	134.80	25.40	38.10	14.20	7.90	-
P 101.6F98K 2	101.60	40.00	70.00	78.00	105.00	32.00	30.00	11.50	5.00	-
P 101.6F101K 1	101.60	△	50.80	101.60	146.40	31.75	38.10	9.70	9.65	-
P 101.6F115A 2	101.60	32.00	66.00	75.40	107.00	21.25	28.50	9.35	4.50	-
P 101.6F117A 2	101.60	32.00	56.00	93.80	125.80	20.00	40.00	9.50	6.00	-
P 101.6F121A 1	101.60	△	70.00	80.00	109.60	22.00	25.00	M 10	5.00	-
P 101.6F123K 1	101.60	△	70.00	100.00	132.60	28.00	38.10	10.00	6.40	-
P 101.6F128K 3	101.60	50.65	80.20	101.80	132.00	36.60	42.50	10.00	6.40	-
P 101.6F131A 2	101.60	32.00	56.00	97.00	129.00	20.00	40.00	12.00	6.00	-
P 101.6F135A 2	101.60	100.00	143.00	100.00	134.00	23.80	35.70	11.50	6.00	-
P 101.6F136K 2	101.60	44.45	152.40	133.40	171.60	47.63	57.15	12.70	9.50	-
P 101.6F147K 1	101.60	△	50.80	111.10	149.20	31.75	38.10	14.30	9.50	-
P 101.6F165A 2	101.60	40.00	80.00	101.60	154.00	31.00	38.10	15.50	9.70	-
P 114.3F7A 2	114.30	40.00	76.00	110.00	146.00	35.00	38.10	15.00	8.00	-
P 117	117.00	90.00	160.00	136.00	176.00	35.00	40.00	14.00	8.00	-
P 120	120.00	50.00	75.00	82.00	119.60	20.00	40.00	7.00	5.00	59.00
P 120A2F4	120.00	65.00	100.00	96.00	118.00	44.50	48.00	11.00	6.00	-
P 120F14A 2	120.00	65.00	100.00	96.00	118.00	44.50	48.00	11.00	6.00	-
P 120F15A 1	120.00	△	75.00	84.00	119.60	20.00	40.00	12.50	5.00	-
P 120F17A 2	120.00	65.00	100.00	126.40	156.40	58.00	72.00	11.00	10.00	-
P 125A2F1	125.00	50.00	80.00	118.00	160.00	43.00	50.00	14.00	8.00	-
P 125F2	125.00	46.00	76.00	64.00	90.00	14.00	22.00	10.00	3.00	42.00
P 125F9A 2	125.00	30.00	60.00	90.00	128.00	35.00	35.00	11.00	6.00/5.00	55.00

△附板带一个孔

△Attachments with 1 hole

# 带附板输送链

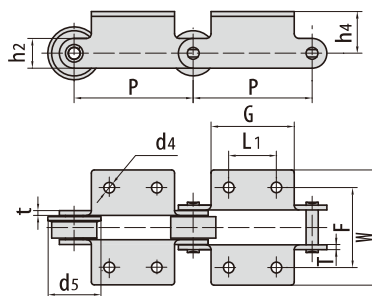
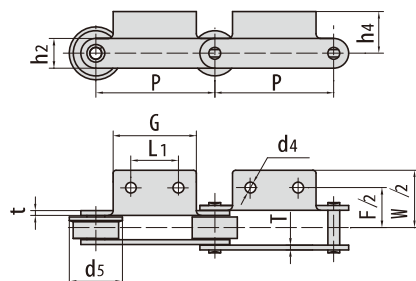
## Conveyor chains with attachments



东华链号 Donghua Chain No.	节距 Pitch	滚子直径 Roller diameter	内节内宽 Width between inner plates	销轴直径 Pin diameter	销轴长度 Pin length		抗拉强度 Tensile strength	平均抗拉强度 Average tensile strength	每米长重 Weight per meter
	P	d1 max	b1 min	d2 max	L max	Lc max	Q min	Qo	q
	mm	mm	mm	mm	mm	mm	kN/bf	kN	kg/m
P 125F2K2-P	125.00	32.00	18.50	8.000	-	40.00	50.0/11240	55.00	2.83
P 125F2A2-F	125.00	32.00	18.50	8.000	-	39.00	50.0/11240	55.00	2.34
P 125F25K2-P	125.00	32.00	18.50	8.000	-	49.00	60.0/13488	66.00	4.00
P 125F28A2	125.00	32.00	18.50	8.000	-	40.00	50.0/11240	55.00	3.13
P 125F30A2-F	125.00	50.00	30.00	14.500	58.10	63.00	80.0/17984	88.00	8.76
P 125F38K2	125.00	47.50	25.50	26.000	60.00	66.00	180.0/40464	198.00	12.12
P 125F54A2-F	125.00	50.00	30.00	14.500	58.10	63.00	120.0/26976	132.00	8.76
P 125F70A2-P	125.00	70.00	37.50	18.000	-	80.00	230.0/51704	253.00	15.40
R F10125R-A2	125.00	50.80	30.00	14.500	-	69.00	226.0/50805	248.60	9.67
P 125F82K2	125.00	32.00	29.50	14.270	-	71.50	160.0/35968	172.80	10.30
P 125F88A2	125.00	42.00	14.00	10.000	35.50	39.50	56.0/12589	61.60	4.40
P 130K2F2	130.00	80.00	40.00	24.000	77.60	88.30	200.0/44992	218.00	13.90
P 139.7F1A1	139.70	52.00	17.60	19.050	44.50	51.50	100.0/22480	108.00	6.02
P 150F2	150.00	40.00	27.00	11.100	57.00	61.00	124.6/28318	137.00	5.40
P 150F4	150.00	50.00	37.00	16.000	77.50	82.50	170.0/38243	187.00	10.90
P 150F6	150.00	50.00	30.00	12.000	49.50	-	86.7/19704	95.00	7.27
P 150F11A2	150.00	46.70	21.50	15.000	46.60	51.50	130.0/29245	142.00	7.13
P 150F13A2	150.00	47.60	21.50	15.000	50.60	55.50	130.0/29245	142.00	8.52
P 150F14A2	150.00	47.60	21.50	19.000	50.60	56.50	130.0/29245	142.00	8.59
P 150F16A2	150.00	45.00	30.00	16.000	-	75.50	170.0/38243	187.00	8.56
P 150F18	150.00	50.00	37.00	16.000	77.50	82.50	170.0/38243	187.00	14.49
R F10150R A2	150.00	50.80	30.00	14.500	69.00	-	113.0/25420	124.00	9.20
P 150F21A2	150.00	57.48	35.91	19.050	-	79.00	150.0/33744	166.50	11.18
P 150F26A2	150.00	44.50	30.00	14.500	-	69.00	113.0/25420	126.00	7.96
P 150F31A2	150.00	60.00	35.00	16.000	-	67.20	170.0/38243	187.00	11.10
P 150F32A2	150.00	44.50	27.00	11.300	-	67.00	78.0/17547	86.50	6.78
P 150F53A2	150.00	40.00	22.00	11.100	-	60.00	120.0/26976	132.00	6.18
P 150F78A1	150.00	50.00	30.90	14.500	-	70.00	150.0/33721	165.00	8.81
P 150F85	150.00	70.00	36.00	19.000	-	94.10	160.0/35969	184.00	15.20
R F10150R A2-F	150.00	50.80	30.00	14.500	-	69.00	113.0/25420	124.00	9.50
P 150F105A2-F	150.00	50.80	30.00	14.500	-	69.00	113.0/25402	124.30	9.48
P 150F105K2	150.00	50.80	30.00	14.500	-	69.00	113.0/25402	124.30	8.44
P 150F110A2	150.00	50.80	30.00	14.500	62.50	67.60	113.0/25402	124.30	8.37
P 150F112A2	150.00	50.00	28.00	14.500	-	67.00	135.0/30348	148.50	8.07

# 带附板输送链

## Conveyor chains with attachments



东华链号 Donghua Chain No.	P	L1	G	F	W	h4	h2	d4	t/T	d5
	mm	mm	mm	mm	mm	mm	mm	mm	mm	mm
P 125F2K2-P	125.00	46.00	76.00	64.00	90.00	14.00	22.00	10.00	3.00	-
P 125F2A2-F	125.00	46.00	76.00	64.00	90.00	14.00	22.00	10.00	3.00	42.00
P 125F25K2-P	125.00	46.00	76.00	64.00	90.00	14.00	22.00	10.00	5.00	-
P 125F28A2	125.00	46.00	76.00	64.00	90.00	45.00	22.00	8.00	3.00	42.00
P 125F30A2-F	125.00	50.00	80.00	96.00	135.00	35.00	35.00	11.00	5.00	64.00
P 125F38K2	125.00	90.00	184.00	105.00	170.00	31.50	54.00	16.00	7.00/5.00	-
P 125F54A2-F	125.00	50.00	80.00	96.00	135.00	35.00	35.00	11.00	5.00	64.00
P 125F70A2-P	125.00	56.00	90.00	120.00	160.00	38.00	50.00	14.80	7.00/8.00	-
R F 10125R-A2	125.00	50.00	80.00	100.00	134.00	28.00	38.10	12.00	6.30	-
P 125F82K2	125.00	50.00	80.00	100.00	132.00	29.00	38.10	12.00	6.50	-
P 125F88A2	125.00	55.00	80.00	80.00	100.80	6.50	35.00	9.60	4.00	-
P 130K2F2	130.00	55.00	95.00	102.00	144.00	47.50	60.00	11.00	6.00	-
P 139.7F1A1	139.70	△	40.00	80.40	109.40	31.00	40.00	15.00	5.00/4.00	-
P 150F2	150.00	60.00	85.00	92.00	117.30	22.50	32.00	10.00	6.00	-
P 150F4	150.00	60.00	85.00	120.00	150.00	33.00	43.00	14.00	8.00	-
P 150F6	150.00	50.00	75.00	86.60	126.60	17.50	35.00	9×26	4.00	59.00
P 150F11A2	150.00	36.00	60.00	163.50	189.60	40.15	39.70	10.60	5.00	-
P 150F13A2	150.00	36.00	60.00	164.00	193.50	52.00	40.00	11.00	6.00	-
P 150F14A2	150.00	36.00	60.00	164.00	193.50	52.00	40.00	11.00	6.00	-
P 150F16A2	150.00	60.00	90.00	110.00	140.00	32.00	38.00	12.00	8.00	-
P 150F18	150.00	60.00	85.00	120.00	150.00	33.00	43.00	M 10	8.00	-
R F 10150RA2	150.00	60.00	90.00	100.00	130.00	28.00	38.10	12.00	6.30	-
P 150F21A2	150.00	26.00	45.70	100.40	129.40	58.50	44.45	10.90	6.40	-
P 150F26A2	150.00	60.00	84.50	100.00	130.00	23.60	33.60	12.00	6.30	60.00
P 150F31A2	150.00	60.00	90.00	100.00	139.00	28.00	35.00	11.00	6.00	66.00
P 150F32A2	150.00	60.00	90.00	100.00	128.00	28.00	28.60	12.00	6.30	55.00
P 150F53A2	150.00	60.00	85.00	70.00	115.00	22.00	32.00	10.00	6.00	50.00
P 150F78A1	150.00	△	90.00	100.00	136.60	28.95	38.10	11.50	6.30	65.00
P 150F85	150.00	60.00	100.00	130.00	160.00	32.50	50.00	13.00	10.00	-
R F 10150RA2-F	150.00	60.00	90.00	100.00	130.00	28.00	38.10	12.00	6.30	65.00
P 150F105A2-F	150.00	60.00	90.00	100.00	130.00	28.00	38.10	12.00	6.30	12.00
P 150F105K2	150.00	60.00	90.00	100.00	130.00	28.00	38.10	12.00	6.30	-
P 150F110A2	150.00	60.00	90.00	100.00	130.00	28.00	38.10	12.00	6.30	-
P 150F112A2	150.00	60.00	90.00	98.00	128.00	28.00	38.10	12.00	6.30	-

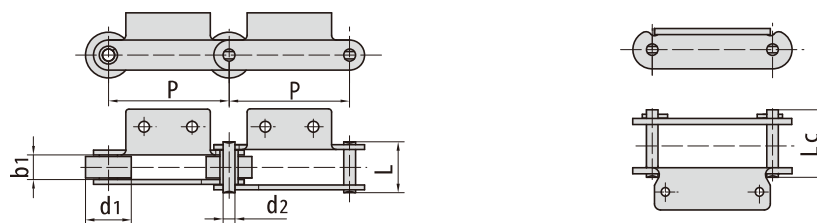
△附板带一个孔

△A ttachm ents w ith 1 hole



# 带附板输送链

## Conveyor chains with attachments



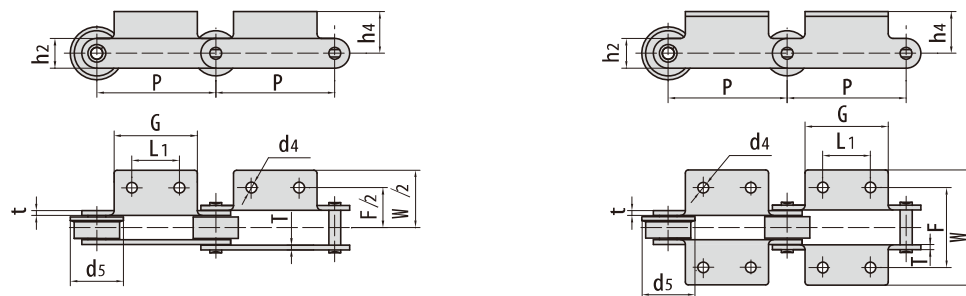
东华链号 Donghua Chain No.	节距 Pitch	滚子直径 Roller diameter	内节内宽 Width between inner plates	销轴直径 Pin diameter	销轴长度 Pin length		抗拉强度 Tensile strength	平均抗拉强度 Average tensile strength	每米长重 Weight per meter
	P	d <sub>1 max</sub>	b <sub>1 in</sub>	d <sub>2 max</sub>	L <sub>max</sub>	L <sub>c max</sub>	Q <sub>min</sub>	Q <sub>o</sub>	q
	mm	mm	mm	mm	mm	mm	kN/bf	kN	kg/m
P 150F 121A2	150.00	50.00	30.00	14.500	-	68.00	113.0/25402	124.30	7.78
P 150F 137A2	150.00	60.00	42.00	15.300	74.30	81.00	180.0/40464	198.00	13.44
P 150F 144A2	150.00	80.00	48.00	25.000	-	105.00	450.0/101160	495.00	32.00
P 152F	152.40	40.10	37.50	19.100	97.50	-	328.7/74704	378.00	15.88
P 152F4	152.40	50.80	30.60	14.270	62.80	67.50	88.0/20000	100.00	9.24
P 152F 11	152.40	38.00	53.50	14.700	112.40	-	130.0/29245	142.00	12.60
P 152F 16	152.40	70.00	76.20	25.400	152.00	-	160.0/35969	176.00	41.50
P 152F 19	152.40	50.80	30.60	14.270	62.80	67.50	112.0/25195	123.20	9.24
P 152F 20	152.40	47.60	39.70	19.050	99.70	-	300.0/67487	330.00	18.33
P 152F 32K2	152.40	36.00	45.00	20.000	103.00	-	300.0/67487	330.00	14.93
P 152F 33	152.40	36.00	68.00	20.000	128.00	-	300.0/67487	330.00	16.50
P 152F 41A2	152.40	36.00	36.00	15.500	-	90.00	235.2/52875	258.00	10.90
P 152F 42K 2F1	152.40	63.50	34.90	19.000	93.00	-	152.0/34193	168.90	18.80
P 152F 43	152.40	76.20	35.00	23.810	108.00	-	446.8/100510	513.50	27.60
P 152F 50	152.40	101.60	44.00	22.200	87.00	-	250.0/56240	275.00	26.70
P 152F 54	152.40	30.00	53.00	16.000	112.00	-	175.0/39380	193.00	11.10
P 152F 56	152.40	50.80	33.34	15.880	86.00	-	113.0/25420	124.30	10.70
R F 6205M F 6A2	152.40	65.00	37.10	15.900	88.00	-	158.0/35543	186.00	16.80
P 152F 78K 2F1	152.40	69.85	37.60	22.230	-	97.10	400.0/89923	440.00	26.70
P 152F 107A2	152.40	50.80	27.60	11.100	-	70.00	110.0/24728	121.00	9.10
P 152F 111K2	152.40	69.85	37.10	22.230	-	111.20	413.0/92846	474.00	25.10
P 152F 117K2	152.40	36.00	36.00	15.500	-	90.00	232.0/52155	255.00	12.30
*P 152F 128K2	152.40	44.45	76.20	25.400	142.50	153.00	365.0/82055	401.00	36.03
P 152F 137A2	152.40	50.80	28.70	12.000	-	74.00	120.0/26977	132.00	8.52
R F 6205M F 7	152.40	65.00	37.10	15.900	-	88.00	158.0/35519	186.00	15.49
P 152F 144K2	152.40	40.00	37.30	19.050	-	95.00	244.6/55000	269.06	15.70
P 152F 168A2	152.40	38.10	36.50	15.900	-	87.50	252.7/56807	278.00	10.70
P 152F 176K2	152.40	36.00	36.00	15.500	-	90.00	237.0/53278	260.70	11.80
P 152F 180	152.40	40.10	37.50	19.100	-	97.50	370.0/83176	407.00	14.60
P 152F 206K2	152.40	70.00	40.00	19.000	-	98.00	220.0/49456	242.00	20.90
P 152F 208K2	152.40	34.90	37.10	15.900	-	88.00	220.0/49456	242.00	26.00
P 152F 213K2	152.40	36.00	36.00	15.500	78.00	85.00	235.2/52873	258.72	11.90
P 152F 227K2	152.40	75.00	37.00	19.000	-	98.00	220.0/49456	242.00	21.34
*P 152F 247K2	152.40	44.50	76.20	25.400	-	149.00	560.0/125888	616.00	28.10

\*套筒链：表中滚子直径d1为套筒直径

\*Bush chain: d1 in the table indicates the external diameter of the bush.

# 带附板输送链

## Conveyor chains with attachments



东华链号 Donghua Chain No.	P	L1	G	F	W	h4	h2	d4	t/T	d5
	mm	mm	mm	mm	mm	mm	mm	mm	mm	mm
P 150F121A2	150.00	60.00	90.00	100.00	130.00	28.00	38.10	12.00	6.00	—
P 150F137A2	150.00	50.00	78.50	109.00	136.00	49.00	45.00	12.30	6.00	74.00
P 150F144A2	150.00	65.00	110.00	160.00	200.00	60.00	65.00	17.00	10.00	99.00
P 152F	152.40	60.00	100.00	130.00	202.00	45.00	50.00	15.00	9.00	—
P 152F4	152.40	60.00	100.00	110.00	140.00	32.00	38.00	15.00	6.00	65.00
P 152F11	152.40	44.60	74.80	133.70	168.00	24.00	39.00	10.80	9.60/11.40	—
P 152F16	152.40	63.50	178.50	184.15	241.15	47.65	63.50	20.70	12.70	—
P 152F19	152.40	60.00	100.00	110.00	140.00	32.00	38.00	15.00	6.00	65.00
P 152F20	152.40	△	76.20	120.65	172.30	41.30	50.80	17.50	9.50	—
P 152F32K2	152.40	60.00	110.00	135.00	171.00	40.00	52.00	14.00	10.00	—
P 152F33	152.40	60.00	110.00	158.00	194.00	40.00	52.00	14.00	10.00	—
P 152F41A2	152.40	60.00	90.00	120.00	160.00	35.50	50.00	14.00	8.00	—
P 152F42K2F1	152.40	66.80	140.00	108.20	148.20	41.40	50.80	12.70	9.50	—
P 152F43	152.40	76.20	108.00	111.10	155.60	44.45	60.30	12.70	11.10	—
P 152F50	152.40	63.50	102.00	101.60	135.00	37.50	65.00	13.50	6.00	—
P 152F54	152.40	45.00	74.00	135.00	165.00	25.40	39.00	11.00	10.00	—
P 152F56	152.40	50.80	76.20	101.60	133.40	28.60	38.10	11.10	8.00	—
RF6205M F6A2	152.40	60.00	100.00	120.00	158.00	38.00	45.00	15.00	8.00	85.00
P 152F78K2F1	152.40	76.20	114.30	111.00	165.00	41.30	57.20	13.00	9.52	—
P 152F107A2	152.40	50.80	88.90	101.60	132.80	31.75	38.10	M 12	6.35	—
P 152F111K2	152.40	76.20	114.30	111.10	153.90	41.30	57.20	13.50	12.70	—
P 152F117K2	152.40	60.00	100.00	120.00	160.00	38.00	50.00	14.00	8.00	—
P 152F128K2	152.40	63.50	175.50	184.00	238.20	47.75	63.50	17.50	12.70	—
P 152F137A2	152.40	50.80	76.20	102.40	137.00	32.00	32.00	10.50	7.00	—
RF6205M F7	152.40	60.00	100.00	120.00	158.00	34.50	45.00	14.80	8.00	85.00
P 152F144K2	152.40	60.00	100.00	130.00	165.00	44.45	50.80	15.00	9.52	—
P 152F168A2	152.40	60.00	100.00	120.00	162.00	38.00	45.00	15.00	8.00	—
P 152F176K2	152.40	60.00	100.00	120.00	160.00	38.00	50.00	14.00	8.00	—
P 152F180	152.40	60.00	100.00	130.00	202.00	45.00	50.00	15.00	9.00	—
P 152F206K2	152.40	60.00	100.00	110.00	150.00	44.00	52.00	13.00	10.00	—
P 152F208K2	152.40	60.00	100.00	120.00	158.00	38.00	44.50	15.00	7.90	—
P 152F213K2	152.40	60.00	90.00	120.00	160.00	35.50	50.00	14.00	8.00	—
P 152F227K2	152.40	60.00	100.00	110.00	140.00	44.00	52.00	13.00	10.00	—
P 152F247K2	152.40	63.50	108.00	184.20	241.00	47.60	63.50	18.00	12.70	—

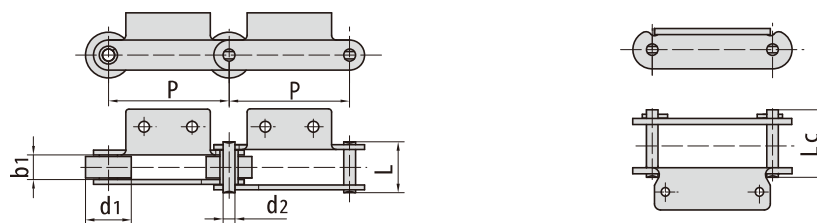
△附板带一个孔

△Attachments with 1 hole



# 带附板输送链

## Conveyor chains with attachments



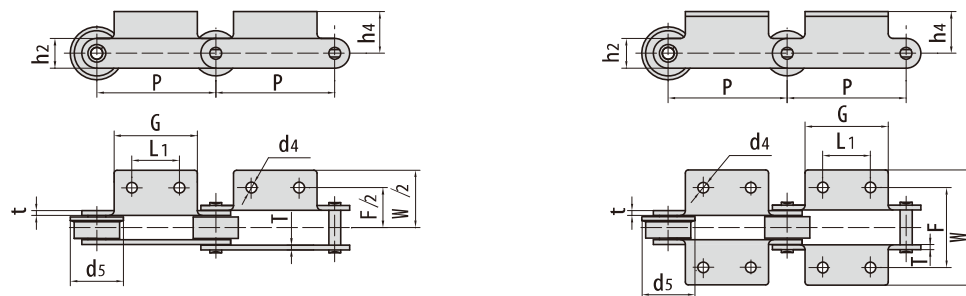
东华链号 Donghua Chain No.	节距 Pitch	滚子直径 Roller diameter	内节内宽 Width between inner plates	销轴直径 Pin diameter	销轴长度 Pin length		抗拉强度 Tensile strength	平均抗拉强度 Average tensile strength	每米长重 Weight per meter
	P	d1 max	b1 min	d2 max	L max	Lc max	Q min	Qo	q
	mm	mm	mm	mm	mm	mm	kN/bf	kN	kg/m
P 152F252A2	152.40	69.90	37.10	19.050	-	98.50	230.0/51704	253.00	18.70
P 153F3K2	153.60	35.00	54.10	17.500	-	106.00	200.0/44961	220.00	14.02
*P 160F1	160.00	36.00	55.00	20.000	108.00	-	50.0/11364	55.00	14.50
P 160F3	160.00	48.00	25.00	14.850	62.50	-	120.0/26977	132.00	7.10
P 160F5	160.00	60.00	33.00	14.270	64.00	72.00	150.0/34091	165.00	8.00
P 160F8	160.00	40.00	20.00	11.000	50.00	-	55.0/12500	61.00	4.58
P 160F18	160.00	50.00	34.00	20.000	-	88.00	100.0/22496	109.50	14.93
P 180F25	160.00	70.00	25.00	14.250	55.50	60.50	100.0/22496	109.50	7.65
P 160F26	160.00	50.00	29.90	13.940	-	60.00	105.0/23620	115.50	6.41
*P 160F37A2	160.00	45.00	56.00	28.000	-	150.00	600.0/134885	660.00	31.24
P 160F53K2	160.00	36.00	36.00	18.000	71.00	76.00	160.0/35790	176.00	-
*P 160F64K2	160.00	38.00	55.00	20.000	-	108.00	50.0/11240	55.00	55.00
*P 160F79A2	160.00	40.00	44.60	26.000	-	102.00	380.0/85432	418.00	55.00
P 175F5A2	175.00	50.00	30.00	14.300	-	67.00	135.0/30348	148.50	7.20
P 185	185.00	50.80	30.60	14.270	62.80	67.50	70.0/15909	77.00	8.42
P 200F6	200.00	50.00	37.00	16.000	77.50	82.50	170.0/38243	188.70	9.69
P 200F7	200.00	40.00	27.00	11.100	57.00	61.00	124.6/28030	137.00	9.78
P 200F8	200.00	65.00	37.00	16.000	86.50	-	170.0/38243	188.70	15.23
P 200F13	200.00	80.00	51.00	20.000	106.00	-	180.0/40492	198.00	26.10
P 200F15	200.00	40.10	51.40	19.100	109.50	-	213.0/47916	234.30	12.60
P 200F23	200.00	65.00	36.50	16.000	-	86.50	170.0/38243	188.70	11.57
P 200F22	200.00	90.00	48.00	16.000	-	99.00	170.0/38243	188.70	19.60
P 200F26A2	200.00	50.00	37.00	16.000	85.50	90.50	170.0/39243	188.70	11.08
P 200F28K2F1	200.00	65.00	37.10	16.000	77.50	85.50	160.0/35969	176.00	18.80
P 200F30	200.00	65.00	38.00	18.000	-	79.50	120.0/26977	130.80	10.80
R F 12200A2-F-200	200.00	65.00	37.10	15.900	-	86.50	279.0/62763	306.90	14.20
P 200F82A2-F	200.00	65.00	51.00	16.000	-	100.00	170.0/38243	195.00	14.60
P 200F118A2	200.00	50.00	29.60	14.300	-	67.80	135.0/30349	148.50	-
P 200F121A2	200.00	65.00	37.10	15.900	-	86.50	200.0/44962	220.00	-
P 200F122A2-F	200.00	70.00	37.00	22.000	-	106.00	480.0/107908	528.00	-
P 200F123A2-F	200.00	65.00	37.10	15.900	-	86.50	250.0/56202	275.00	-
P 200F124A2-F	200.00	70.00	37.10	15.900	-	86.50	160.0/35970	176.00	-
P 200F126A2-F	200.00	70.00	37.10	18.000	-	86.50	279.0/62722	306.90	-
P 200F133A2	200.00	80.00	51.40	19.050	-	109.50	2230.50132	245.00	-

\*套筒链：表中滚子直径d1为套筒直径

\*Bush chain: d1 in the table indicates the external diameter of the bush.

# 带附板输送链

## Conveyor chains with attachments

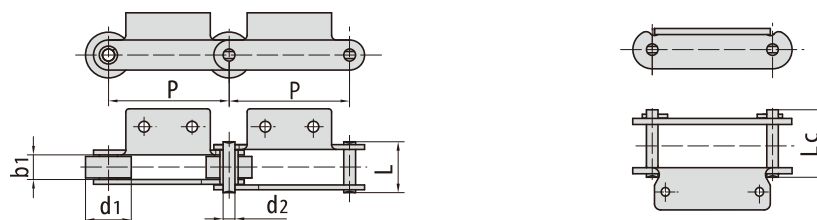


东华链号 Donghua Chain No.	P	L1	G	F	W	h4	h2	d4	t/T	d5
	mm	mm	mm	mm	mm	mm	mm	mm	mm	mm
P 152F252A2	152.40	37.00	83.00	130.00	166.00	40.00	50.00	15.00	9.00	-
P 153F3K2	153.60	44.50	204.80	136.60	168.60	38.10	44.50	12.70	8.00	-
P 160F1	160.00	60.00	110.00	130.00	173.00	40.00	50.00	14.00	9.00	-
P 160F3	160.00	49.00	70.00	83.00	117.00	32.50	35.00	8.50	6.00	-
P 160F5	160.00	35.00	70.00	110.00	166.00	38.70	40.00	14.00	5.60	-
P 160F8	160.00	80.50	133.00	56.00	100.00	16.00	32.00	8.33×13.30	4.50	-
P 160F18	160.00	60.00	110.00	110.00	153.00	40.00	50.00	15.00	9.00	-
P 180F25	160.00	△	120.00	70.00	89.00	27.50	36.00	10.00	5.60	-
P 160F26	160.00	30.00	50.00	94.00	124.00	35.00	40.00	10.00	4.00	65.00
P 160F37A2	160.00	100.00	145.00	160.00	210.00	62.00	80.00	18.00	12.00	-
P 16053K2	160.00	100.00	130.00	110.00	142.00	41.00	50.00	14.00	7.0/6.0	-
P 160F64K2	160.00	60.00	110.00	130.00	173.00	40.00	55.00	14.00	9.00	-
P 160F79A2	160.00	46.60	80.00	147.00	192.00	61.50	63.00	14.00	10.00	-
P 175F5A2	175.00	80.00	120.00	100.00	130.00	28.00	38.10	12.00	6.00	-
P 185	185.00	60.00	120.00	110.00	140.00	32.00	38.00	15.00	6.00	65.00
P 200F6	200.00	81.50	120.00	120.00	150.00	33.00	43.00	14.00	8.00	-
P 200F7	200.00	81.50	120.00	92.00	122.00	22.00	32.00	10.00	6.00	-
P 200F8	200.00	80.00	120.00	200.00	238.00	38.00	43.00	15.00	8.00	80.00
P 200F13	200.00	110.00	150.00	152.00	204.00	43.00	50.00	13.00	9.00	-
P 200F15	200.00	80.00	120.00	150.00	200.00	43.00	50.80	15.00	9.50	-
P 200F23	200.00	80.00	120.00	120.00	170.00	38.00	43.00	15.00	8.00	-
P 200F22	200.00	80.00	120.00	212.00	250.00	38.00	43.00	15.00	8.00	100.00
P 200F26A2	200.00	81.50	120.00	120.00	154.00	33.00	43.00	14.00	10.00	-
P 200F28K2F1	200.00	80.00	120.00	120.00	158.00	75.00	44.50	12.00	8.00	-
P 200F30	200.00	65.00	100.00	119.00	159.00	30.00	50.00	12.5/18.5	6.00	-
RF12200A2-F-200	200.00	80.00	120.00	120.00	158.00	38.00	44.50	15.00	7.90	80.00
P 200F82A2-F	200.00	60.00	100.00	116.00	146.00	42.00	43.00	15.00	8.00	80.00
P 200F118A2	200.00	80.00	120.00	100.00	130.00	28.00	38.10	12.00	6.00	-
P 200F121A2	200.00	80.00	120.00	120.00	158.00	38.00	44.50	15.00	7.90	-
P 200F122A2-F	200.00	80.00	120.00	128.00	176.00	43.75	55.00	13.00	12.70	85.00
P 200F123A2-F	200.00	80.00	120.00	120.00	158.00	38.00	44.50	15.00	7.90	80.00
P 200F124A2-F	200.00	80.00	120.00	120.00	158.00	38.00	44.50	13.00	7.90	85.00
P 200F126A2-F	200.00	80.00	120.00	120.00	158.00	38.00	44.50	13.00	7.90	85.00
P 200F133A2	200.00	80.00	120.00	150.00	200.00	45.00	50.80	15.00	9.50	100.00

△附板带一个孔  
△Attachments with 1 hole

# 带附板输送链

## Conveyor chains with attachments



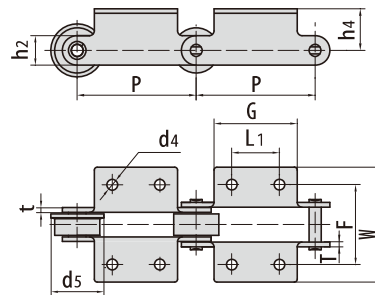
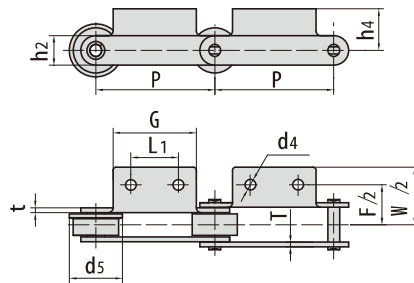
东华链号 Donghua Chain No.	节距 Pitch	滚子直径 Roller diameter	内节内宽 Width between inner plates	销轴直径 Pin diameter	销轴长度 Pin length		抗拉强度 Tensile strength	平均抗拉强度 Average tensile strength	每米长重 Weight per meter
	P	d1 max	b1 min	d2 max	L max	Lc max	Q <sub>m</sub> min	Q <sub>0</sub>	q
	mm	mm	mm	mm	mm	mm	kN/bf	kN	kg/m
P 200F 139A2-F	200.00	65.00	39.00	16.000	-	95.00	200.0/44962	220.00	-
P 200F 142A2-F	200.00	70.00	37.00	22.000	-	106.00	480.0/107908	528.00	-
P 200F 147A2-F	200.00	70.00	37.10	18.000	-	86.50	279.0/62722	306.90	-
P 203.2F6	203.20	88.90	45.97	25.400	-	116.30	489.0/110005	528.10	37.00
P 203.2F10	203.20	88.90	45.97	25.400	-	116.30	488.0/109706	536.00	37.00
P 203.2F16K2	203.20	101.40	46.10	25.400	-	122.00	680.0/152864	748.00	42.19
P 220F4A3	220.00	50.00	30.00	14.500	-	58.00	135.0/30348	148.50	6.40
P 228.6F28K2	228.60	101.60	57.15	22.230	-	118.30	231.0/51929	254.00	34.40
R F10250R A2	250.00	50.80	30.00	14.500	69.00	-	113.0/25420	124.30	6.47
P 250F25	250.00	50.00	30.00	14.000	-	81.30	170.0/38243	188.70	8.40
*P 250F38K2	250.00	50.80	65.00	38.000	-	143.50	700.0/157366	770.00	39.10
P 250F68A2	250.00	50.00	30.60	14.000	-	70.60	112.0/25178	128.00	7.60
P 250F106A2	250.00	80.00	51.40	19.100	-	109.50	351.9/79107	387.10	17.30
P 250F129K2	250.00	45.00	52.00	20.000	-	112.00	250.0/56200	275.00	17.50
P 250F142A2	250.00	50.00	30.00	14.300	-	67.00	135.0/30348	148.50	6.20
P 250F157A3	250.00	55.00	32.00	16.000	-	79.00	160.0/35968	176.00	9.40
P 250F170A2	250.00	50.00	30.00	14.300	-	67.00	135.0/30348	148.50	6.00
P 250F176A2	250.00	65.00	40.00	18.000	-	89.00	250.0/56200	275.00	12.80
P 250F191A2	250.00	80.00	60.00	34.000	-	164.00	1100.0/247280	1210.00	42.20
P 250F193A2	250.00	65.00	35.00	16.000	-	83.00	268.0/60246	294.80	13.13
P 250F200A2	250.00	65.00	37.10	15.900	-	83.50	186.0/41813	204.60	13.80
P 300F41A2	300.00	50.00	30.00	14.300	-	67.00	135.0/30348	148.50	5.73

\*套筒链：表中滚子直径d1为套筒直径

\*Bush chain: d1 in the table indicates the external diameter of the bush.

## 带附板输送链

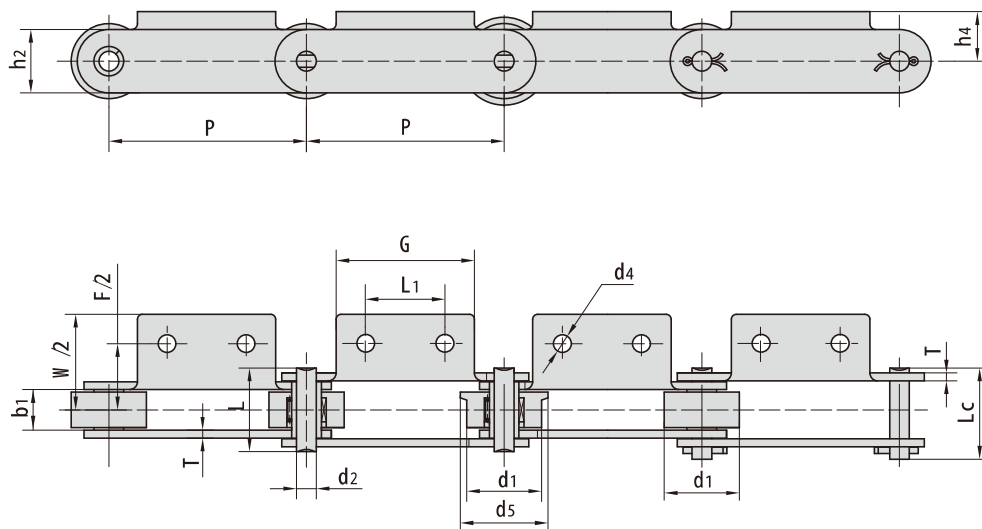
### Conveyor chains with attachments



东华链号 Donghua Chain No.	P	L <sub>1</sub>	G	F	W	h <sub>4</sub>	h <sub>2</sub>	d <sub>4</sub>	t/T	d <sub>5</sub>
	mm	mm	mm	mm	mm	mm	mm	mm	mm	mm
P 200F 139A 2-F	200.00	80.00	120.00	118.00	163.00	35.00	45.00	15.00	7.50	80.00
P 200F 142A 2-F	200.00	80.00	120.00	164.00	176.00	43.75	55.00	13.00	12.70	85.00
P 200F 147A 2-F	200.00	80.00	120.00	120.00	158.00	38.00	44.50	13.00	7.90	85.00
P 203.2F 6	203.20	114.30	152.40	131.83	192.00	54.10	69.80	17.50	12.70	-
P 203.2F 10	203.20	82.55	152.40	131.83	192.00	54.10	69.80	17.50	12.70	-
P 203.2F 16K 2	203.20	82.50	134.00	133.30	198.00	55.90	76.20	17.00	12.70	-
P 220F 4A 3	220.00	60.00	90.00	100.00	136.00	28.00	38.00	12.00	6.00	-
P 228.6F 28K 2	228.60	88.90	130.00	152.40	198.00	73.00	63.50	13.50	9.50	-
R F 10250R A 2	250.00	80.00	120.00	100.00	130.00	28.00	38.10	12.00	6.30	-
P 250F 25	250.00	60.00	93.00	108.00	143.60	30.00	38.00	10.00	8.00	-
P 250F 38K 2	250.00	75.00	120.00	192.00	232.00	68.00	100.00	18.50	12.00	-
P 250F 68A 2	250.00	125.00	160.00	100.00	132.00	28.00	38.00	12.00	6.00	65.00
P 250F 106A 2	250.00	125.00	170.00	150.00	200.00	45.00	50.80	15.00	9.50	-
P 250F 129K 2	250.00	125.00	170.00	140.00	180.00	60.00	75.00	14.00	8.00	-
P 250F 142A 2	250.00	60.00	94.00	100.00	129.00	39.00	38.00	12.00	6.00	-
P 250F 157A 3	250.00	100.00	140.00	100.00	140.00	38.00	45.00	M 12	8.00	-
P 250F 170A 2	250.00	80.00	120.00	100.00	130.00	28.00	38.00	12.00	6.00	-
P 250F 176A 2	250.00	80.00	120.00	120.00	150.00	37.00	55.00	12.00	8.00	-
P 250F 191A 2	250.00	147.00	350.00	269.60	349.60	60.00	90.00	22.00	15.00	-
P 250F 193A 2	250.00	125.00	160.00	118.00	162.00	37.50	45.00	15.00	8.00	80.00
P 250F 200A 2	250.00	125.00	170.00	120.00	158.00	38.00	45.00	15.00	8.00	85.00
P 300F 41A 2	300.00	60.00	94.00	100.00	129.00	39.00	38.10	12.00	6.00	-

# 带附板输送链

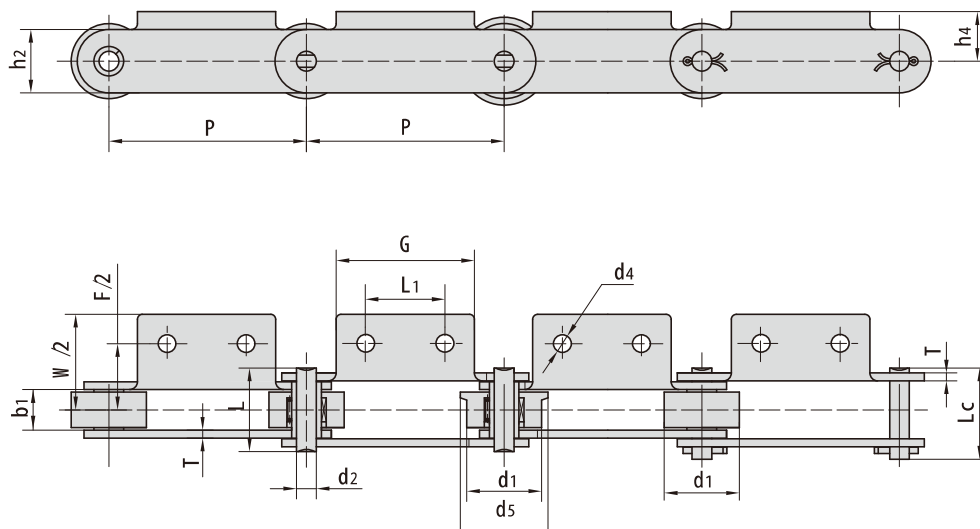
## Conveyor chains with attachments



东华链号 Donghua Chain No.	节距 Pitch	滚子直径 Roller diameter	内节内宽 Width between inner plates	销轴直径 Pin diameter	销轴长度 Pin length		抗拉强度 Tensile strength	平均抗拉强度 Average tensile strength	每米长重 Weight per meter
	P	d <sub>1</sub> max	b <sub>1</sub> min	d <sub>2</sub> max	L max	L <sub>c</sub> max	Q <sub>min</sub>	Q <sub>0</sub>	q
	mm	mm	mm	mm	mm	mm	kN/bf	kN	kg/m
M 56F4-P-100	100.0	38.0	20.5	10.00	42.3	46.1	56.0/12727	62.0	4.30
M 56F7-P-100	100.0	38.0	17.0	10.00	38.8	42.6	56.0/12727	62.0	4.84
M 56F9-P-100	100.0	38.0	20.5	10.00	46.3	50.1	88.2/20045	97.0	5.60
M 56F24A2-F-100	100.0	50.0	20.5	10.00	46.3	50.1	88.2/20045	97.0	8.16
M 315F47A2-FZ-250	250.0	90.0	52.0	25.00	-	102.0	315.0/70812	346.5	22.40
M 630A2-F-400	400.0	140.0	65.0	36.00	-	152.0	630.0/141720	693.0	58.50
P 100	100.0	50.0	29.9	13.94	60.0	-	160.0/36364	176.0	9.27
P 100F4A2-F1	100.0	40.0	22.0	11.30	-	53.5	65.0/14612	71.5	5.52
P 150F40	150.0	38.0	20.5	10.00	41.1	44.6	80.0/17984	88.0	3.70
P 150F41	150.0	38.0	20.5	12.00	51.2	55.5	100.0/22480	110.0	5.50
P 160	160.0	50.0	29.9	13.94	60.0	-	160.0/36364	176.0	7.23
P 200F28	200.0	65.0	37.1	16.00	77.5	85.5	160.0/36364	176.0	14.10
P 200F31	200.0	80.0	37.1	16.00	77.5	85.5	160.0/36364	176.0	18.10
P 200F178A2	200.0	90.0	46.0	26.00	-	97.0	230.0/51704	253.0	22.00
P 200F188A2	200.0	80.0	48.0	18.00	-	96.2	200.0/44960	220.0	22.00
P 250F173A2	250.0	100.0	52.0	25.00	-	109.0	315.0/70812	345.0	32.70
P 300	300.0	80.0	45.0	23.81	95.5	103.0	300.0/68181	320.0	24.32
P 350	350.0	80.0	45.0	23.81	95.5	103.0	300.0/68181	320.0	23.60
P 400F1	400.0	80.0	45.0	23.81	95.5	103.0	300.0/68181	320.0	22.67

# 带附板输送链

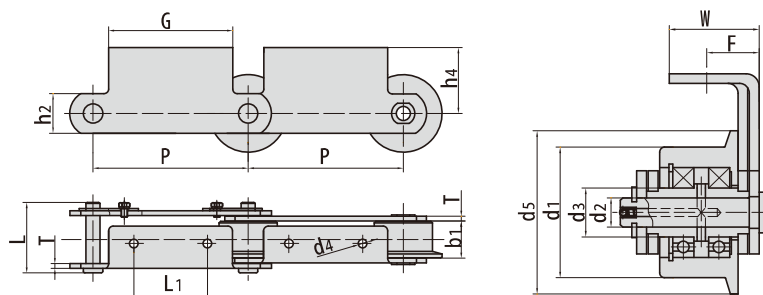
## Conveyor chains with attachments



东华链号 Donghua Chain No.	L1	G	F	W	h4	h2	d4	T	d5
	mm	mm	mm	mm	mm	mm	mm	mm	mm
M 56F4-P-100	40.0	70.0	68.5	98.50	25.0	25.0	9.0	4.0	44.5
M 56F7-P-100	40.0	70.0	71.5	92.00	55.0	25.0	6.5	4.0	45.0
M 56F9-P-100	40.0	70.0	67.5	96.58	25.0	32.0	9.0	5.0	44.5
M 56F24A2-F-100	50.0	90.0	88.0	117.00	41.0	32.0	10.0	5.0	60.0
M 315F47A2-FZ-250	100.0	210.0	160.0	194.00	70.0	70.0	19.0	8.0	110.0
M 630A2-F-400	190.0	250.0	230.0	300.00	90.0	103.0	26.0	14.0	175.0
P 100	40.0	65.0	98.0	128.00	35.0	40.0	10.0	4.0	65.0
P 100F4A2-F1	40.0	65.0	70.0	94.00	22.0	32.0	10.0	4.5	50.0
P 150F40	60.0	90.0	71.0	94.00	27.0	32.0	10.0	3.7	-
P 150F41	60.0	90.0	71.0	94.00	29.0	32.0	10.0	6.0	-
P 160	85.0	115.0	94.0	124.00	35.0	40.0	10.0	4.0	65.0
P 200F28	80.0	120.0	120.0	158.00	63.0	44.5	12.0	8.0	80.0
P 200F31	80.0	140.0	120.0	158.00	85.0	44.5	M 10	8.0	100.0
P 200F178A2	110.0	160.0	126.0	166.00	85.0	60.0	12.0	8.0	103.0
P 200F188A2	95.0	160.0	138.0	184.00	85.0	51.0	11.0	8.0	99.0
P 250F173A2	160.0	200.0	146.0	186.00	95.0	75.0	12.0	10.0	120.0
P 300	200.0	250.0	150.0	190.00	105.0	60.0	13.0	10.0	100.0
P 350	250.0	300.0	150.0	190.00	105.0	60.0	13.0	10.0	100.0
P 400F1	300.0	350.0	150.0	190.00	105.0	60.0	15.0	10.0	100.0

# 带附板输送链

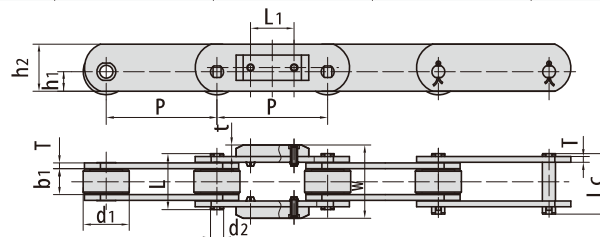
## Conveyor chains with attachments



东华链号 Donghua Chain No.	节距 Pitch	滚子直径 Roller diameter		内节内宽 Width between inner plates	销轴直径 Pin diameter	销轴长度 Pin length	套筒直径 Bush diameter	链板高度 Plate depth	链板厚度 Plate thickness	抗拉强度 Tensile strength
	P	d1 max	d5 max	b1 min	d2 max	L max	d3 max	h2 max	T max	Q min
	mm	mm	mm	mm	mm	mm	mm	mm	mm	kN/bf
M 160F6-F-200	200.0	80.0	98.0	47.5	18.0	91.0	30.0	51.0	6.0	160.0/35968
M 160F7-F-200	200.0	80.0	98.0	47.5	18.0	99.0	30.0	51.0	8.0	160.0/35968
M 224F9-F-200	200.0	90.0	105.0	44.5	26.0	112.0	35.0	60.0	8.0	224.0/50355
P 250F108A2	250.0	85.0	105.0	42.0	21.0	92.8	30.0	62.0	8.0	224.0/50355
P 250F109A2	250.0	85.0	105.0	42.0	21.0	92.8	30.0	62.0	8.0	224.0/50355
P 250F119A2	250.0	80.0	100.0	51.0	135.3	99.0	30.0	53.0	8.0	160.0/35968
P 250F155A2-FZ	250.0	85.0	105.0	42.0	21.0	93.8	30.0	62.0	8.0	224.0/50355
P 250F121A2	250.0	85.0	104.0	42.0	21.0	91.0	30.0	62.0	8.0	224.0/50355

东华链号 Donghua Chain No.	P	L1	G	F	W	h4	d4
	mm	mm	mm	mm	mm	mm	mm
M 160F6-F-200	200.0	95.0	160.0	32.0	55.0	85.0	11.0
M 160F7-F-200	200.0	95.0	160.0	36.0	59.0	85.0	11.0
M 224F9-F-200	200.0	120.0	160.0	35.0	50.0	85.0	12.0
P 250F108A2	250.0	144.0	200.0	48.5	64.5	120.0	12.5
P 250F109A2	250.0	144.0	200.0	48.5	64.5	120.0	11.0
P 250F119A2	250.0	140.0	200.0	46.0	68.0	90.0	M 10
P 250F155A2-FZ	250.0	160.0	200.0	45.5	64.5	120.0	12.0
P 250F121A2	250.0	160.0	200.0	44.0	64.5	120.0	12.0

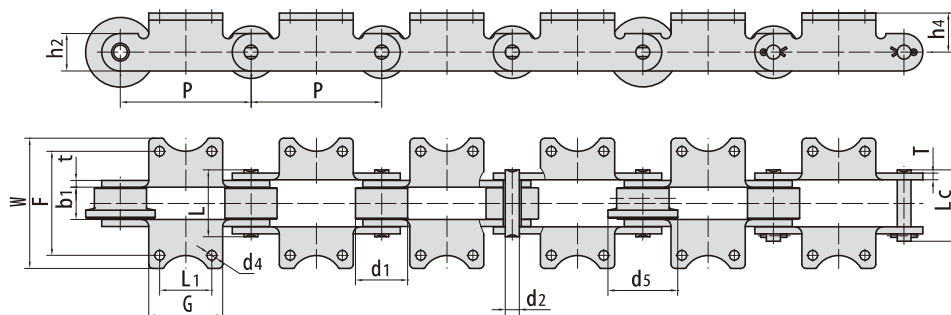
东华链号 Donghua Chain No.	P	L1	W	t
mm	mm	mm	mm	mm
P 152F13	152.4	60.0	101.0	16.0



东华链号 Donghua Chain No.	节距 Pitch	滚子直径 Roller diameter	内节内宽 Width between inner plates	销轴直径 Pin diameter	销轴长度 Pin length		链板高度 Plate depth		链板厚度 Plate thickness	抗拉强度 Tensile strength
	P	d1 max	b1 min	d2 max	L max	Lc max	h1 max	h2 max	T max	Q min
	mm	mm	mm	mm	mm	mm	mm	mm	mm	kN/bf
P 152F13	152.4	63.4	35.0	18.0	77.0	83.0	26.9	65.0	8.0	160.0/35968

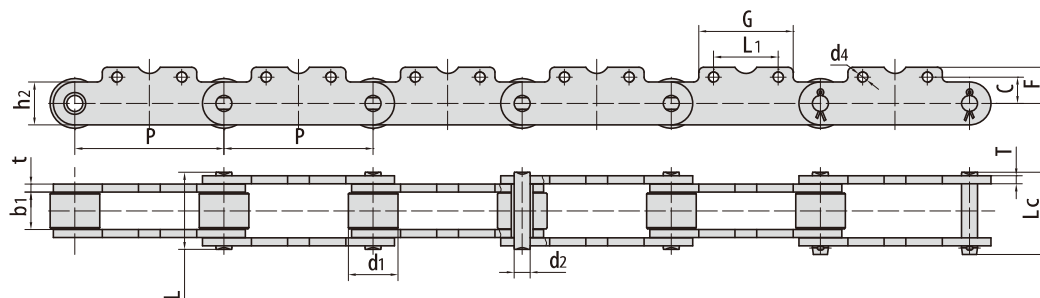
# 带附板输送链

## Conveyor chains with attachments



东华链号 Donghua Chain No.	节距 Pitch	滚子直径 Roller diameter	内节内宽 Width between inner plates	销轴直径 Pin diameter	销轴长度 Pin length		链板高度 Inner plate depth	链板厚度 Plate thickness	抗拉强度 Tensile strength	每米长重 Weight per meter
	P	d1 max	b1 min	d2 max	L max	Lc max	h2 max	t/T max	Q min	q
	mm	mm	mm	mm	mm	mm	mm	mm	kN/bf	kg/m
P 125F43A2	125.00	40.00	27.00	11.10	57.00	61.00	32.00	6.00	124.60/28010	6.56
P 150F4K2	150.00	50.00	37.00	16.00	77.50	82.50	43.00	8.00	170.00/38216	14.34
P 150F108K2-F	150.00	60.00	37.00	16.00	77.50	82.50	43.00	8.00	170.00/38216	20.80

东华链号 Donghua Chain No.	P	L1	G	F	W	h4	h2	d4	t/T	d5
	mm	mm	mm	mm	mm	mm	mm	mm	mm	mm
P 125F43A2	125.00	60.00	85.00	92.00	117.20	22.50	32.00	10.00	6.00	-
P 150F4K2	150.00	60.00	85.00	120.00	150.00	33.00	14.00	14.00	8.00	-
P 150F108K2-F	150.00	60.00	85.00	120.00	150.00	45.00	11.00	11.00	8.00	80.00



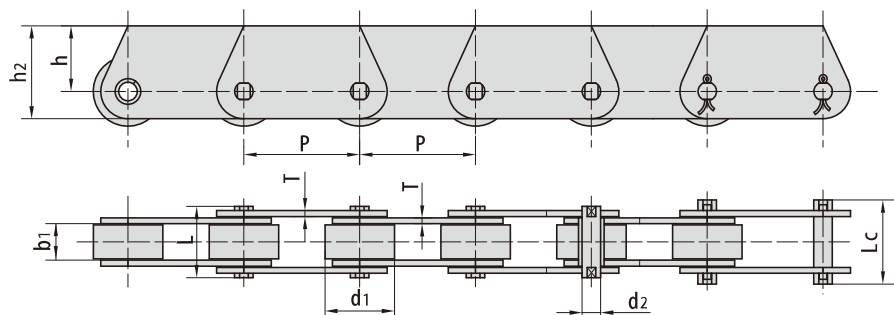
东华链号 Donghua Chain No.	节距 Pitch	滚子直径 Roller diameter	内节内宽 Width between inner plates	销轴直径 Pin diameter	销轴长度 Pin length		链板高度 Inner plate depth	链板厚度 Plate thickness	抗拉强度 Tensile strength	每米长重 Weight per meter
	P	d1 max	b1 min	d2 max	L max	Lc max	h2 max	t/T max	Q min	q
	mm	mm	mm	mm	mm	mm	mm	mm	kN/bf	kg/m
P 150F134SK2	150.00	50.00	37.00	16.00	77.50	82.50	43.00	8.00	170.00/38216	12.90

东华链号 Donghua Chain No.	P	L1	G	C	F	d4
	mm	mm	mm	mm	mm	mm
P 150F134SK2	150.00	65.00	95.00	36.50	43.00	M 10



# 带附板输送链

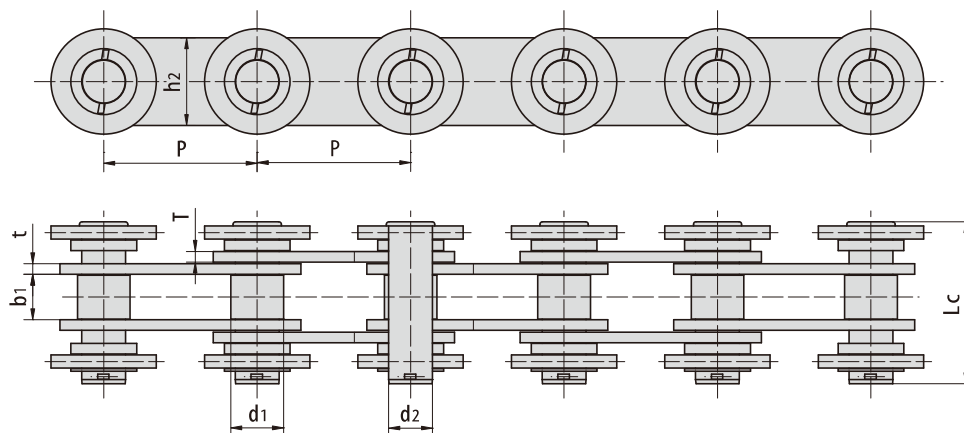
## Conveyor chains with attachments



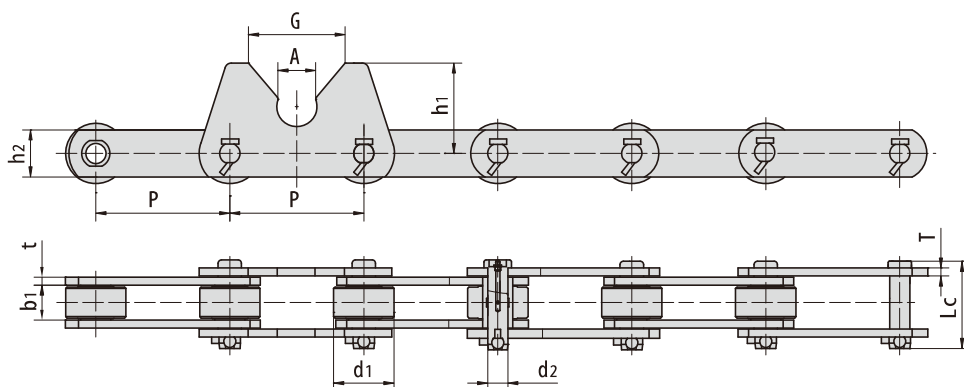
东华链号 Donghua Chain No.	节距 Pitch	滚子直径 Roller diameter	内节内宽 Width between inner plates	销轴直径 Pin diameter	销轴长度 Pin length		链板高度 Plate depth		链板厚度 Plate thickness	抗拉强度 Tensile strength	每米长重 Weight per meter
	P	d <sub>1 max</sub>	b <sub>1 min</sub>	d <sub>2 max</sub>	L <sub>max</sub>	L <sub>c max</sub>	h <sub>max</sub>	h <sub>2 max</sub>	T <sub>max</sub>	Q <sub>min</sub>	q
	mm	mm	mm	mm	mm	mm	mm	mm	mm	kN/bf	kg/m
P31.75F1	31.75	19.05	9.80	5.08	19.2	22.5	18.00	25.5	1.60	20.0/4545	1.48
P63F10	63.00	42.00	23.00	11.11	50.0	53.0	29.40	44.4	4.80	80.0/17997	8.32
P100F59	100.00	40.00	25.00	14.50	61.0	67.5	23.00	40.0	6.30	100.0/22496	7.98
P100F285	100.00	30.00	16.00	7.92	—	44.3	20.00	31.8	4.80	56.0/12588	3.65
P101.6F10	101.60	50.00	30.00	14.27	64.0	68.5	30.00	50.0	6.40	180.0/40909	11.56
P101.6F178	101.60	57.15	33.00	16.00	81.5	88.0	31.75	50.8	9.70	125.0/28100	16.30
P125F69	125.00	65.00	51.40	19.00	101.0	108.0	38.10	63.5	9.50	224.0/50355	23.20
P125F71	125.00	65.00	51.40	18.90	101.0	108.0	38.10	63.5	9.50	224.0/50355	23.20
P152F49	152.40	63.50	34.00	15.60	—	82.0	38.10	65.0	8.00	160.0/35993	16.30
P150F86	150.00	50.00	21.00	15.00/20.00	60.0	65.0	30.00	50.0	8.00	112.0/25178	8.92
P160F2	160.00	60.00	38.00	20.00	—	80.0	36.00	60.0	6.00	190.0/43181	12.57
P160F44	160.00	60.00	38.00	20.00	72.0	78.0	35.00	60.0	6.00	190.0/42700	12.30
P300F23	300.00	65.00	37.10	15.90	—	90.0	40.00	63.5	9.50	213.0/47884	13.60
M E 40F2-P-50.8	50.80	31.80	15.00	14.00	36.0	39.7	41.00	26.0	4.00	53.9/12123	5.20
M E 40F2-P-76.2	76.20	31.80	15.00	14.00	36.0	39.7	41.00	26.0	4.00	53.9/12123	4.32
M E 40F2-P-101.6	101.60	31.80	15.00	14.00	36.0	39.7	41.00	26.0	4.00	53.9/12123	3.88
M E 40F3-P-50.8	50.80	31.80	15.00	14.00	36.0	39.7	38.00	25.3	4.00	53.9/12123	4.89
M E 40F3-P-76.2	76.20	31.80	15.00	14.00	36.0	39.7	38.00	25.3	4.00	53.9/12123	4.05
M E 40F3-P-101.6	101.60	31.80	15.00	14.00	36.0	39.7	38.00	25.3	4.00	53.9/12123	3.63
M E 160F2-P-101.6	101.60	66.67	25.40	27.00	62.8	—	74.60	49.6	8.00	133.0/29915	18.34
M E 160F2-P-152.4	152.40	66.67	25.40	27.00	62.8	69.7	74.60	49.6	8.00	133.0/29915	15.00
M T18F1-S-50	50.00	18.00	11.50	5.72	25.5	28.2	10.00	17.5	2.50	18.0/4050	1.36
M T18F3-P-50	50.00	25.00	11.50	5.72	24.0	26.4	16.50	25.0	2.03	18.0/4050	2.00
M T18F10-S-50	50.00	18.00	25.00	5.72	39.0	41.7	17.50	10.0	2.50	18.0/4050	1.90
M T40F-P-50	50.00	31.00	15.00	10.00	36.0	39.0	17.50	30.0	4.00	40.0/8992	4.33
M T28F1-P-63	63.00	30.00	18.00	7.00	34.0	37.5	20.00	30.0	3.00	28.0/6300	3.40
M T40F1-P-63	63.00	30.00	16.00	8.50	37.0	40.0	19.00	30.0	4.00	40.0/8992	3.90
M T80F2-P-63	63.00	30.00	25.00	7.00	45.2	48.7	20.00	30.0	4.00	35.0/7875	4.58
M T40F3-P-80	80.00	36.00	20.00	8.50	42.5	46.5	22.50	35.0	4.00	40.0/8992	4.81
M T40F-P-100	100.00	31.00	15.00	10.00	36.0	39.0	17.50	30.0	4.00	40.0/8992	3.14
M T40F5-P-63	63.00	36.00	20.00	10.00	42.5	46.5	35.00	22.5	4.00	40.0/8992	5.46
M T56F10-P-63	63.00	42.00	23.00	11.11	50.0	—	44.40	29.4	4.80	56.0/12600	8.20
M T80F4-P-100	100.00	50.00	28.00	14.35	55.0	59.5	32.50	57.5	5.00	120.0/26977	9.38
M T56F1-B-100	100.00	15.00	24.00	10.00	46.0	49.5	35.00	50.0	4.00	56.0/12600	3.38
M T80F2-P-100	100.00	50.00	28.00	14.35	55.0	59.5	32.50	51.5	5.00	120.0/26976	9.56
M T315F3-P-250	250.00	85.00	57.20	24.00	119.7	119.7	53.00	84.8	9.50	315.0/70815	19.85

## 带附板输送链

Conveyor chains with attachments



东华链号 Donghua Chain No.	节距 Pitch	滚子直径 Roller diameter	内节内宽 Width between inner plates	销轴直径 Pin diameter	销轴长度 Pin length	链板高度 Plate depth	链板厚度 Plate thickness	抗拉强度 Tensile strength	平均抗拉强度 Average tensile strength	每米长重 Weight per meter
	P	d1 max	b1 min	d2 max	Lc max	h2 max	t/T max	Q min	Q <sub>0</sub>	q
	mm	mm	mm	mm	mm	mm	mm	kN/bf	kN	kg/m
P 175F1	175.0	60.0	52.0	50.0	176.0	100.0	12.0	366.0/82280	400.0	25.5

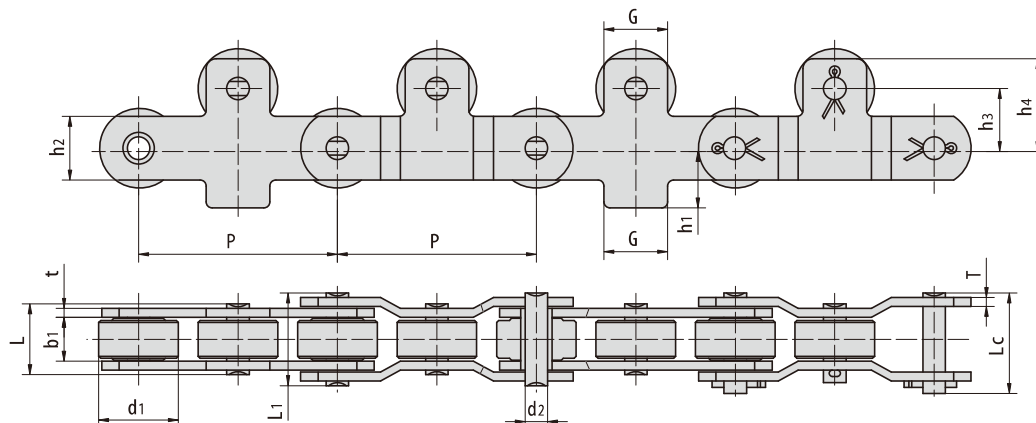


东华链号 Donghua Chain No.	节距 Pitch	滚子直径 Roller diameter	内节内宽 Width between inner plates	销轴直径 Pin diameter	销轴长度 Pin length	链板高度 Plate depth	链板厚度 Plate thickness	抗拉强度 Tensile strength	平均抗拉强度 Average tensile strength	每米长重 Weight per meter
	P	d1 max	b1 min	d2 max	Lc max	h2 max	t/T max	Q min	Q <sub>0</sub>	q
	mm	mm	mm	mm	mm	mm	mm	kN/bf	kN	kg/m
P 200F60	200.0	90.0	52.0	30.0	132.0	70.0	12.0	530.0/119148	609.0	36.9

东华链号 Donghua Chain No.	G	A	h1
	mm	mm	mm
P 200F60	144.0	56.6	135.0

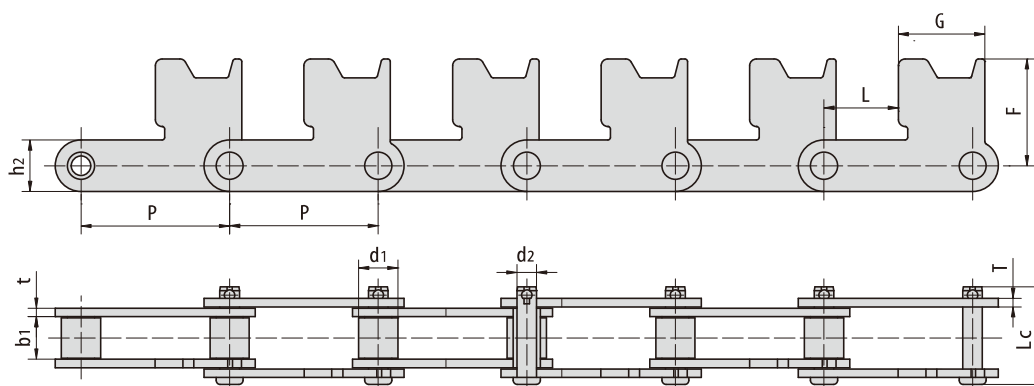
# 带附板输送链

Conveyor chains with attachments



东华链号 Donghua Chain No.	节距 Pitch	滚子直径 Roller diameter	内节内宽 Width between inner plates	销轴直径 Pin diameter	销轴长度 Pin length			链板高度 Plate depth	链板厚度 Plate thickness	抗拉强度 Tensile strength	平均抗拉强度 Average tensile strength	每米长重 Weight per meter
	P	d1 max	b1 min	d2 max	L max	L1 max	Lc max	h2 max	t/T max	Q min	Q <sub>0</sub>	q
	mm	mm	mm	mm	mm	mm	mm	mm	mm	kN/bf	kN	kg/m
P 100F126	100.0	40.0	22.0	11.3	36.5	47.0	51.0	32.0	4.5	70.0/15736	80.0	7.7

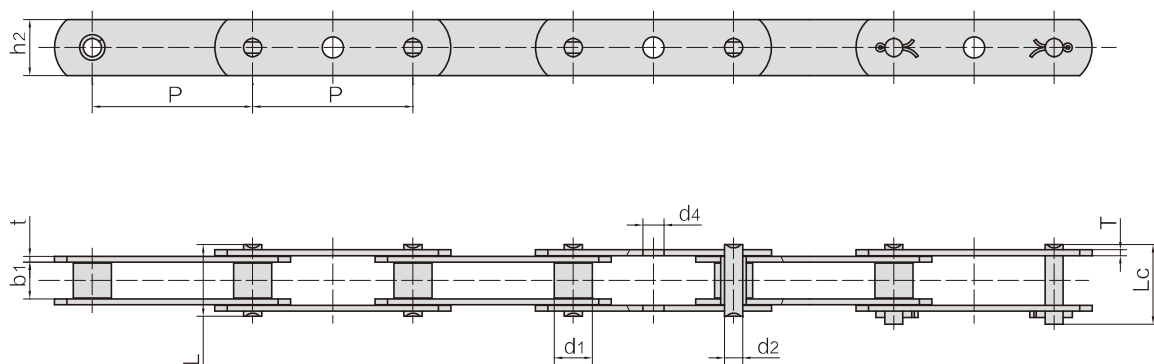
东华链号 Donghua Chain No.	G	h1	h3	h4
	mm	mm	mm	mm
P 100F126	32.0	30.0	30.0	45.0



东华链号 Donghua Chain No.	节距 Pitch	滚子直径 Roller diameter	内节内宽 Width between inner plates	销轴直径 Pin diameter	销轴长度 Pin length	链板高度 Plate depth	链板厚度 Plate thickness	附件尺寸 Attachment dimension			抗拉强度 Tensile strength	平均抗拉强度 Average tensile strength	每米长重 Weight per meter
	P	d1 max	b1 min	d2 max	Lc max	h2 max	t/T max	F	G	L	Q min	Q <sub>0</sub>	q
	mm	mm	mm	mm	mm	mm	mm	mm	mm	mm	kN/bf	kN	kg/m
P 110F5	110.0	29.0	30.4	14.5	72.1	38.1	6.3	79.05	64.0	55.0	229.0/51484	250.0	8.3
P 110F21	110.0	54.0	48.0	27.0	118.0	70.0	12.0	95.00	64.0	55.0	600.0/134880	660.0	32.6

## 带附板输送链

Conveyor chains with attachments



东华链号 Donghua Chain No.	节距 Pitch	滚子直径 Roller diameter	内节内宽 Width between inner plates	销轴直径 Pin diameter	销轴长度 Pin length		链板尺寸 Plate dimension			抗拉强度 Tensile strength	平均抗拉强度 Average tensile strength	每米长重 Weight per meter
	P	d <sub>1</sub> max	b <sub>1</sub> min	d <sub>2</sub> max	L max	L <sub>c</sub> max	h <sub>2</sub> max	t/T max	d <sub>4</sub>	Q <sub>min</sub>	Q <sub>0</sub>	q
	mm	mm	mm	mm	mm	mm	mm	mm	mm	kN/bf	kN	kg/m
*P30GKF1	30.00	12.00	16.00	8.00	32.80	35.50	20.00	3.00	8.00	40.0/8992	44.00	2.10
P31.75GK	31.75	10.16	10.00	5.08	22.10	24.40	15.00	2.30	7.30	21.8/4901	23.98	0.92
P44.45F10	44.45	11.91	12.70	5.94	29.20	31.50	18.00	3.00	8.10	40.0/8992	44.00	1.33
P45F5	45.00	11.91	12.57	5.94	29.20	31.60	18.00	3.25	8.00	31.8/7149	34.98	1.37
P50F22GK	50.00	12.10	11.90	5.85	26.90	28.50	17.20	2.50	8.00	25.0/5620	27.50	1.10
P50.8F67GK	50.80	12.70	11.68	5.72	22.50	25.20	18.00	1.85	6.70	29.0/6519	31.90	0.94
P60F4GKF1	60.00	16.87	19.81	7.19	35.00	38.00	19.30	2.80	8.3×8.3	39.1/8790	43.01	1.60
P60F4GKF2	60.00	16.87	19.81	7.19	35.00	38.00	19.30	2.80	12.00	39.1/8790	43.01	1.57

\*套筒链：表中滚子直径d<sub>1</sub>为套筒直径

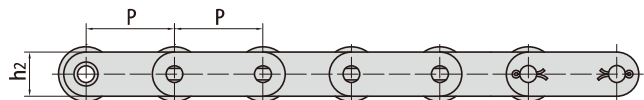
\*Bush chain: d<sub>1</sub> in the table indicates the external diameter of the bush.

图示中d<sub>4</sub>孔在链条内外链节上的装配位置详见产品图纸

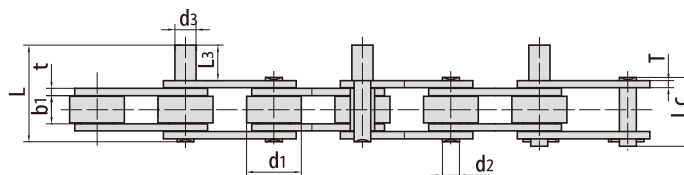
Assembly position of d<sub>4</sub> hole see product drawing

# 带加长销输送链

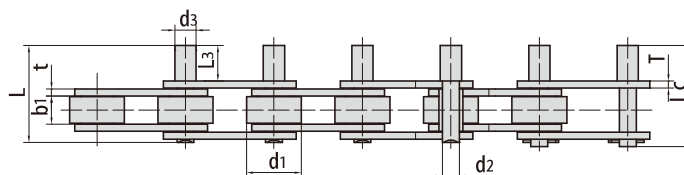
Conveyor chains with extended pins



带D1加长销  
With D1 extended pin



带D3加长销  
With D3 extended pin



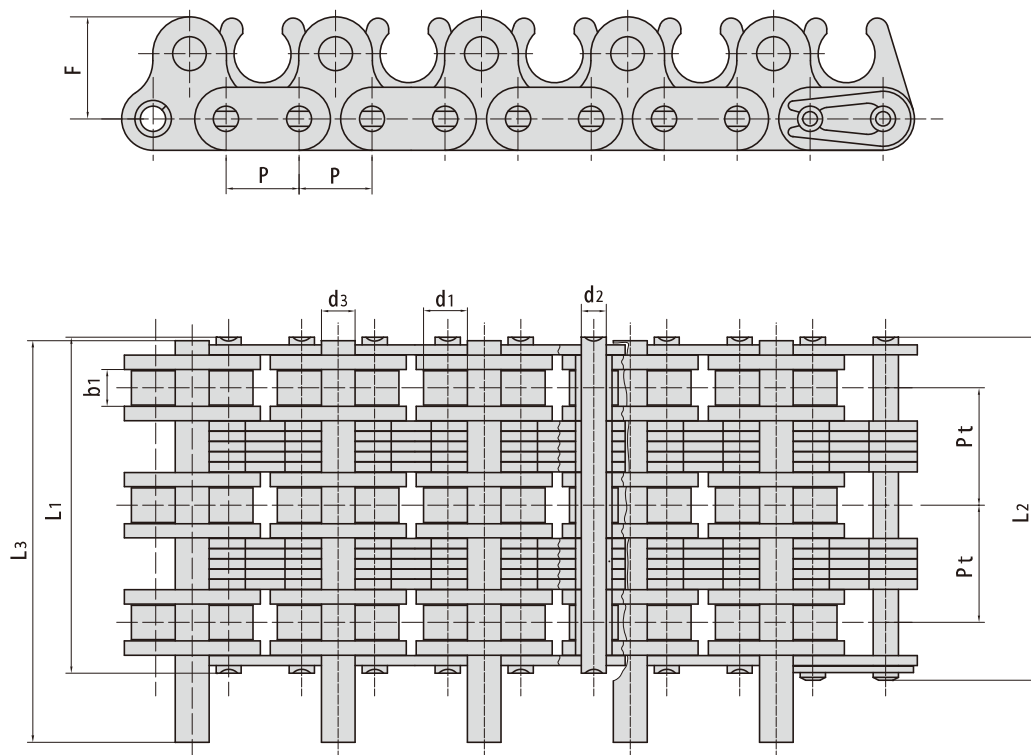
东华链号 Donghua Chain No.	节距 Pitch	滚子直径 Roller diameter	内节内宽 Width between inner plates	销轴尺寸 Pin dimension					链板尺寸 Plate dimension		抗拉强度 Tensile strength	平均抗拉强度 Average tensile strength	每米长重 Weight per meter
	P	d1 max	b1 min	d2 max	d3 max	L3	L max	Lc max	h2 max	t/T max	Q min	Q0	q
	mm	mm	mm	mm	mm	mm	mm	mm	mm	mm	kN/bf	kN	kg/m
P20F6-D3	20.00	8.51	7.75	4.45	6.00	8.00	23.80	-	11.80	1.60	18.0/4046	19.80	0.68
P30-D3F1	30.00	15.88	17.02	8.28	21.70	21.70	55.40	58.60	20.00	3.50/3.00	60.0/13488	66.00	2.66
P31.75F9-D1	31.75	11.91	12.57	5.94	12.70	40.00	67.90	70.50	18.00	3.25	31.8/7149	34.98	2.22
P38.1F24-D1	38.10	25.00	12.00	7.92	12.00	40.00	71.70	15.30	20.00	4.00	55.0/12364	60.50	3.46
P41.3F18-D1F1	41.30	25.00	10.00	9.00	12.00	25.00	50.00	52.80	22.00	3.00	45.0/10116	49.50	2.56
P47-D1F1	47.00	31.00	16.00	7.92	12.00	27.50	59.00	62.80	24.00	3.10	56.7/12746	62.37	3.92
P50F3-D3F1	50.00	31.00	15.00	9.53	12.00	20.00	53.70	57.20	25.00	4.00	83.0/18659	91.30	4.45
P50F3-D3F2	50.00	31.00	15.00	9.53	12.00	45.00	78.80	82.20	25.00	4.00	83.0/18659	91.30	4.89
P50.8F24-D3	50.80	25.40	11.68	5.72	12.00	27.55	49.30	52.00	17.80	1.85	29.0/6519	31.90	1.84
P50.8F34-D1	50.80	30.50	14.50	10.00	14.80	27.00	61.20	64.10	25.00	4.00	60.0/13488	66.00	4.18
P54.75-D1	54.75	28.00	15.25	11.25	11.25	38.10	76.40	80.40	25.50	4.80	65.0/14612	71.50	3.89
*P60F11-D3	60.00	12.00	11.50	5.30	10.00	45.00	66.90	69.70	20.00	2.03	25.0/5620	27.50	1.40
P63F20-D3	63.00	11.91	12.57	5.94	5.94	40.00	66.70	69.50	20.00	3.00	31.1/6991	34.20	1.35
P63.5F31-D3	63.50	39.68	21.00	12.00	M 10	24.00	75.30	-	32.00	6.00	80.0/17984	88.00	7.57

\*套筒链：表中滚子直径d1为套筒直径

\*Bush chain: d1 in the table indicates the external diameter of the bush.

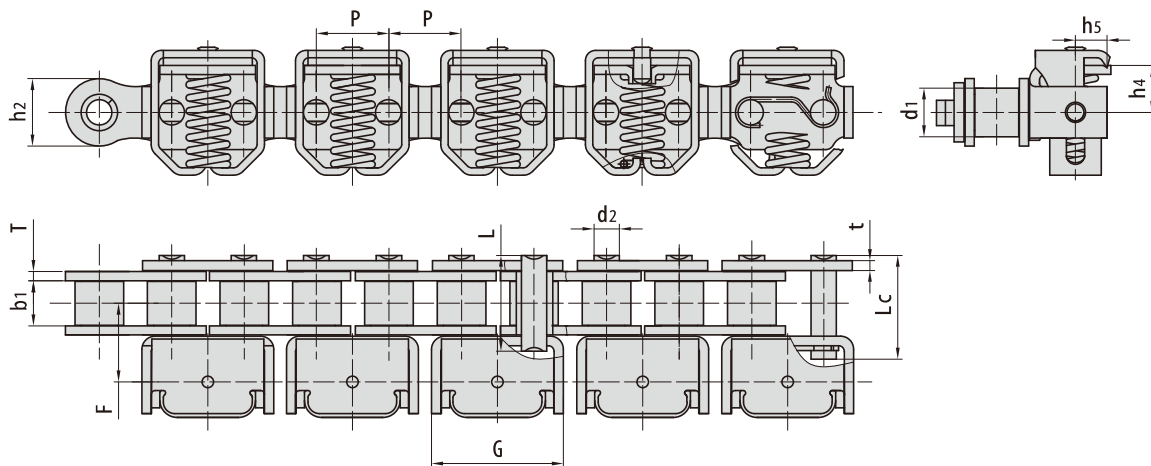
## 纺织机械用链条

Roller chains for textile machinery



东华链号 Donghua Chain No.	节距 Pitch	滚子直径 Roller diameter	内节内宽 Width between inner plates	销轴直径 Pin diameter		销轴长度 Pin length			附板尺寸 Attachment dimension	排距 Transverse pitch	抗拉强度 Tensile strength	每米长重 Weight per meter
	P	d <sub>1</sub> max	b <sub>1</sub> min	d <sub>2</sub> max	d <sub>3</sub> max	L <sub>1</sub> max	L <sub>2</sub> max	L <sub>3</sub> max	F	Pt	Q min	q
	mm	mm	mm	mm	mm	mm	mm	mm	mm	mm	kN/bf	kg/m
06BF20	9.525	6.35	4.6	3.28	4.45	43.75	44.85	52.4	13.0	15.0	24.9/5682	2.77

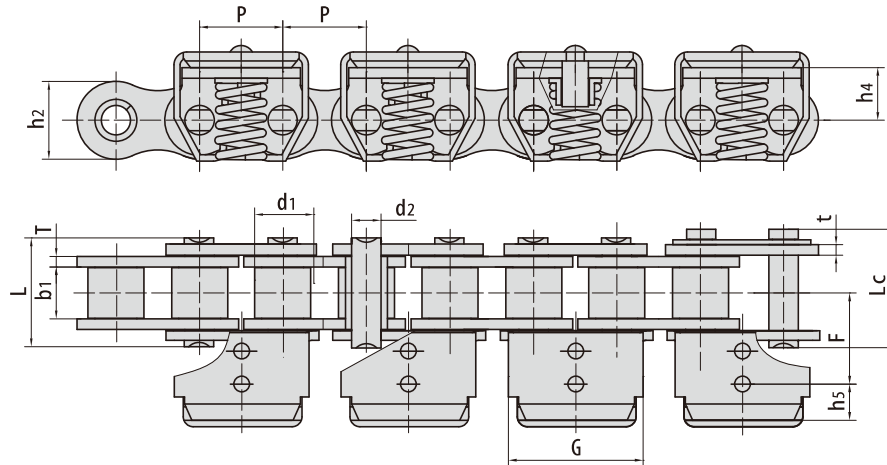
## 夹膜链 Grip chains



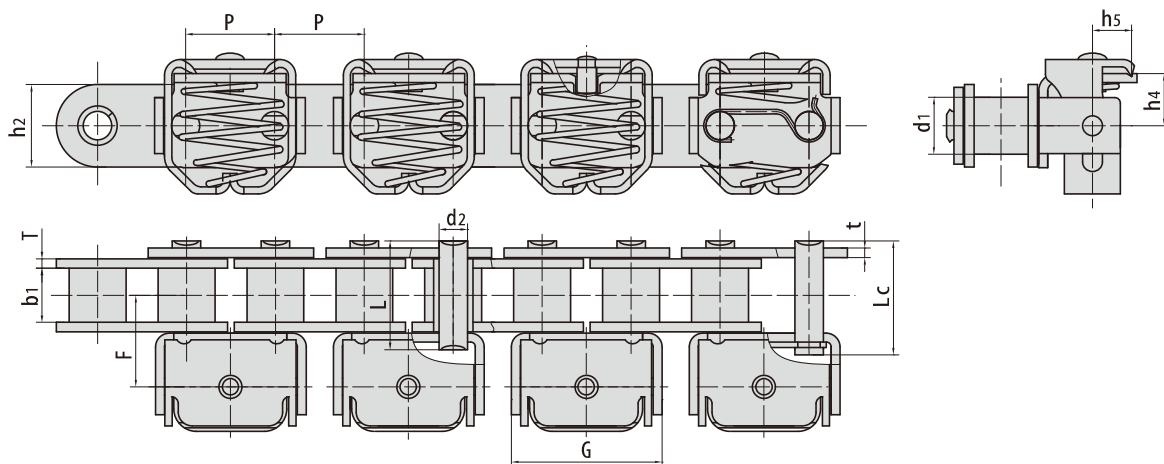
东华链号 Donghua Chain No.	节距 Pitch	滚子直径 Roller diameter	内节内宽 Width between inner plates	销轴直径 Pin diameter	销轴长度 Pin length		链板高度 Plate depth	链板厚度 Plate thickness	附件尺寸 Attachment dimension				抗拉强度 Tensile strength	平均抗拉强度 Average tensile strength	每米长重 Weight per meter
	p	d1 max	b1 min	d2 max	L max	Lc max	h2 max	T/t	h4	h5	F	G	Q <sub>min</sub>	Q <sub>0</sub>	q
	mm	mm	mm	mm	mm	mm	mm	mm	mm	mm	mm	mm	kN/bf	kN	kg/m
08B-GC	12.7	8.51	7.75	4.45	16.7	18.2	11.8	1.60	8.5	5.5	13.7	19.8	18.00/4046	19.80	1.20



## 夹膜链 Grip chains



东华链号 Donghua Chain No.	节距 Pitch	滚子直径 Roller diameter	内节内宽 Width between inner plates	销轴直径 Pin diameter	销轴长度 Pin length		链板高度 Plate depth	链板厚度 Plate thickness	附件尺寸 Attachment dimension				抗拉强度 Tensile strength	每米长重 Weight per meter
	P	d1 max	b1 min	d2 max	L max	Lc	h2 max	T/t	h4	h5	F	G	Q min	q
	mm	mm	mm	mm	mm	mm	mm	mm	mm	mm	mm	mm	kN/bf	kg/m
08BSSF32	12.7	8.51	7.75	4.45	16.7	18.2	11.8	13.8	8.0	6.5	13.8	20.4	12.0/2727	1.14

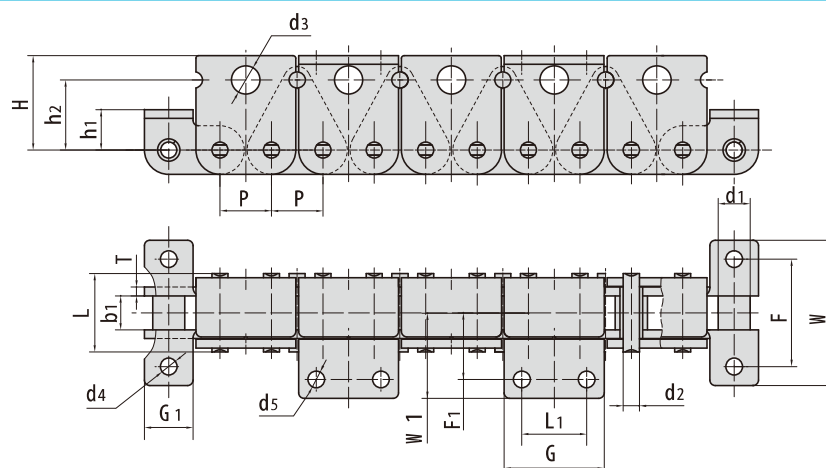


东华链号 Donghua Chain No.	节距 Pitch	滚子直径 Roller diameter	内节内宽 Width between inner plates	销轴直径 Pin diameter	销轴长度 Pin length		链板高度 Plate depth	链板厚度 Plate thickness	附件尺寸 Attachment dimension				抗拉强度 Tensile strength	平均抗拉强度 Average tensile strength	每米长重 Weight per meter
	P	d1 max	b1 min	d2 max	L max	Lc max	h2 max	T/t	h4	h5	F	G	Q min	Q <sub>0</sub>	q
	mm	mm	mm	mm	mm	mm	mm	mm	mm	mm	mm	mm	kN/bf	kN	kg/m
10B-GC	15.875	10.16	9.65	5.08	19.3	20.7	14.7	1.70	9.0	7.0	16.4	16.9	22.40/5036	24.64	1.60



# 拖板链

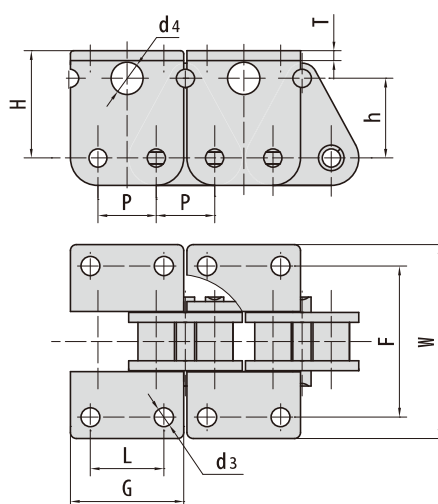
## Articulated bottomplate chains



东华链号 Donghua Chain No.	节距 Pitch	滚子直径 Roller diameter	内节内宽 Width between inner plates		销轴直径 Pin diameter	销轴长度 Pin length	抗拉强度 Tensile strength	每米长重 Weight per meter
	P	d1 max	b1 min		d2 max	L max	Q min	q
	mm	mm	mm		mm	mm	KN/bf	kg/m
12AH-TB35	19.05	11.91	12.57		5.94	29.2	31.8/7227	4.35

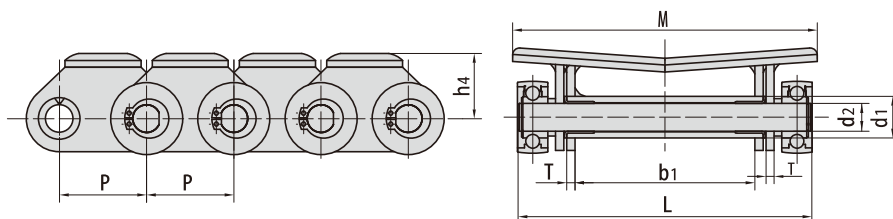
东华链号 Donghua Chain No.	H	h2	d3	F	W	G1	h1	d4	T	F1	W1	L1	G	d5
	mm	mm	mm	mm	mm	mm	mm	mm	mm	mm	mm	mm	mm	mm
12AH-TB35	35.0	26.0	10.5	40.0	54.0	18.0	15.0	6.2	3.25	24.8	31.8	24.0	37.0	6.2



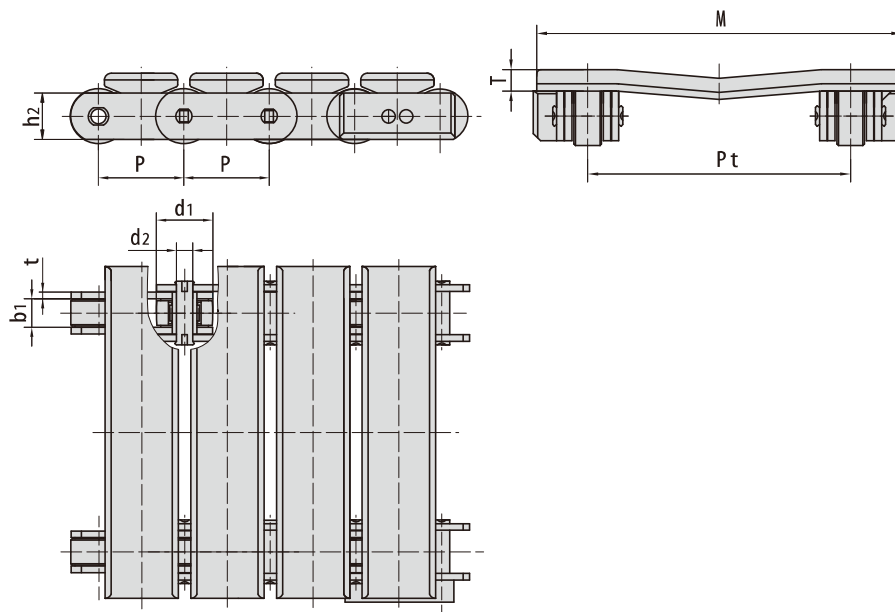
东华链号 Donghua Chain No.	P	L	G	F	W	H	h	d3	d4	T
	mm	mm	mm	mm	mm	mm	mm	mm	mm	mm
12AH-TB35F1	19.05	24.00	37.00	49.60	63.60	35.00	23.50	6.20	-	3.25

## 纸卷用输送链

Conveyor chains for paper mill



东华链号 Donghua Chain No.	节距 Pitch	套筒直径 Bush diameter	内节内宽 Width between inner plates	销轴直径 Pin diameter	销轴长度 Pin length	链板厚度 Plate thickness	附板尺寸 Attachment dimension		抗拉强度 Tensile strength	平均抗拉强度 Average tensile strength
	P	d1 max	b1 min	d2 max	L max	T max	M	h4	Q min	Q0 min
	mm	mm	mm	mm	mm	mm	mm	mm	kN/bf	kN
63PF2	63.0	30.0	130.0	20.0	213	6.0	220.0	50.0	160.0/35968	176.0
63PF4	63.0	30.0	160.0	20.0	243	6.0	250.0	50.0	160.0/35968	176.0
63PF5	63.0	30.0	110.0	20.0	193	6.0	200.0	50.0	160.0/35968	176.0
63PF11	63.0	30.0	230.0	20.0	313	6.0	320.0	50.0	160.0/35968	176.0



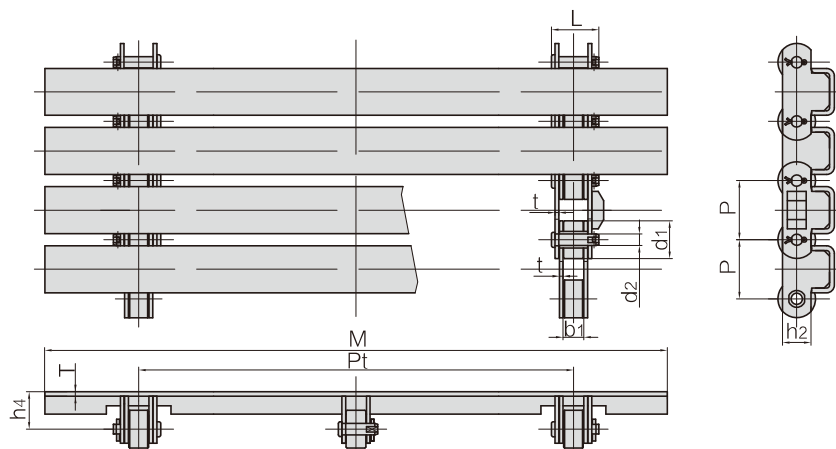
东华链号 Donghua Chain No.	节距 Pitch	内节内宽 Width between inner plates	销轴直径 Pin diameter	滚子直径 Roller diameter	链板高度 Plate depth	链板厚度 Plate thickness	附板尺寸 Attachment dimension			抗拉强度 Tensile strength
	P	b1 min	d2 max	d1 max	h2 max	t max	Pt	T	M	Q min
	mm	mm	mm	mm	mm	mm	mm	mm	mm	kN/bf
P63F16	63.0	21.5	12.0	42.0	35.0	5.0	180.0	15.0	250.0	120.0/26994
P63F25	63.0	24.0	14.0	42.0	35.0	5.0	180.0	15.0	250.0	100.0/22495
*P63.5F23	63.5	19.0	11.5	40.0	35.0	5.0	236.0	15.0	300.0	100.0/22495

\*表示滚轮不带轴承

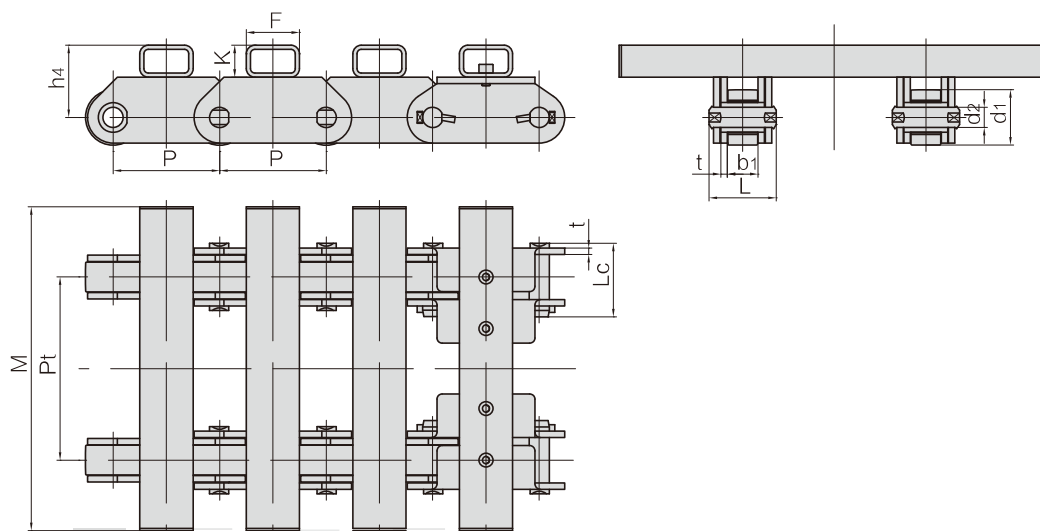
\*M means no bearing inside roller

# 纸卷用输送链

Conveyor chains for paper mill



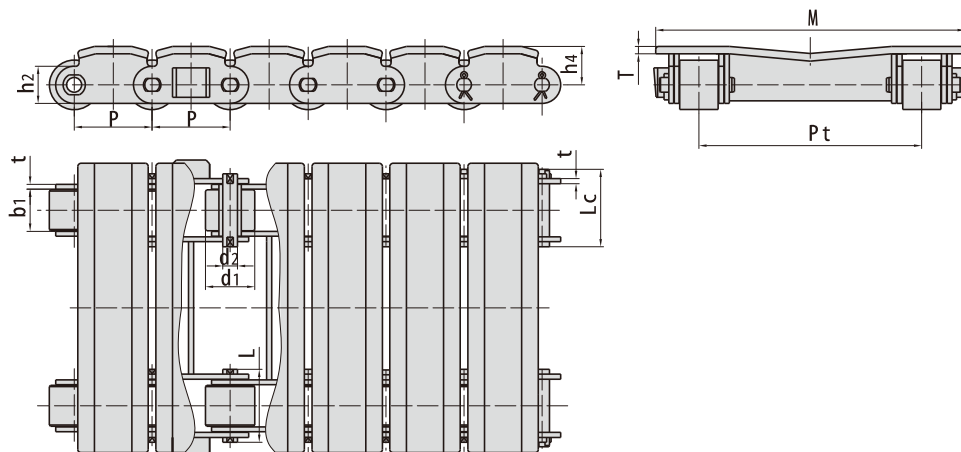
东华链号 Donghua Chain No.	节距 Pitch	滚子直径 Roller diameter	内节内宽 Width between inner plates	销轴直径 Pin diameter	销轴长度 Pin length	链板高度 Plate depth	链板厚度 Plate thickness	附板尺寸 Attachment dimension				抗拉强度 Tensile strength
	P	d <sub>1 max</sub>	b <sub>1 min</sub>	d <sub>2 max</sub>	L <sub>max</sub>	h <sub>2 max</sub>	t <sub>max</sub>	Pt	M	h <sub>4</sub>	T	Q <sub>min</sub>
	mm	mm	mm	mm	mm	mm	mm	mm	mm	mm	mm	kN/bf
P63F40	63.0	40.0	22.0	12.0	51.0	30.0	4.0	600	800	40	5	63.0/14162



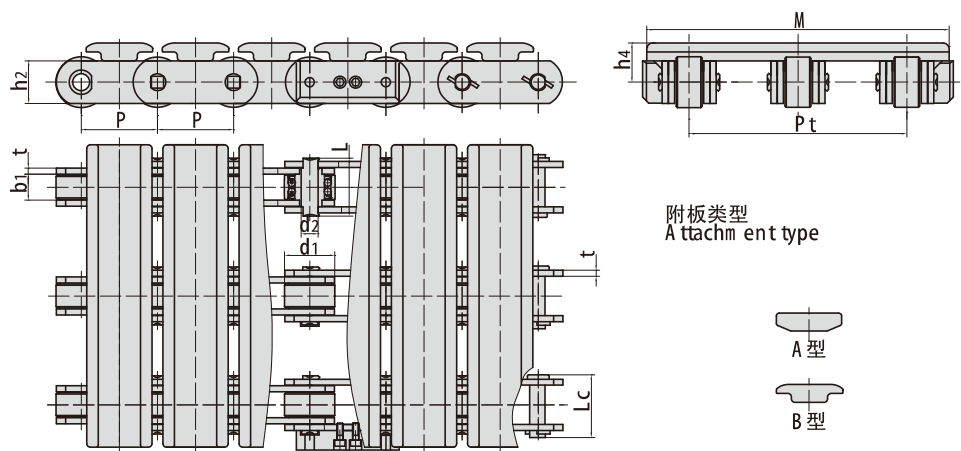
东华链号 Donghua Chain No.	节距 Pitch	滚子直径 Roller diameter	内节内宽 Width between inner plates	销轴直径 Pin diameter	销轴长度 Pin length		链板厚度 Plate thickness	附板尺寸 Attachment dimension					抗拉强度 Tensile strength
	P	d <sub>1 max</sub>	b <sub>1 min</sub>	d <sub>2 max</sub>	L <sub>max</sub>	L <sub>c max</sub>	t <sub>max</sub>	F	K	Pt	M	h <sub>4</sub>	Q <sub>min</sub>
	mm	mm	mm	mm	mm	mm	mm	mm	mm	mm	mm	mm	kN/bf
P100F361	100	52.0	29.0	19.0	63.0	69.0	6.0	50	30	572	804	68	200.0/44960

# 纸卷用输送链

Conveyor chains for paper mill



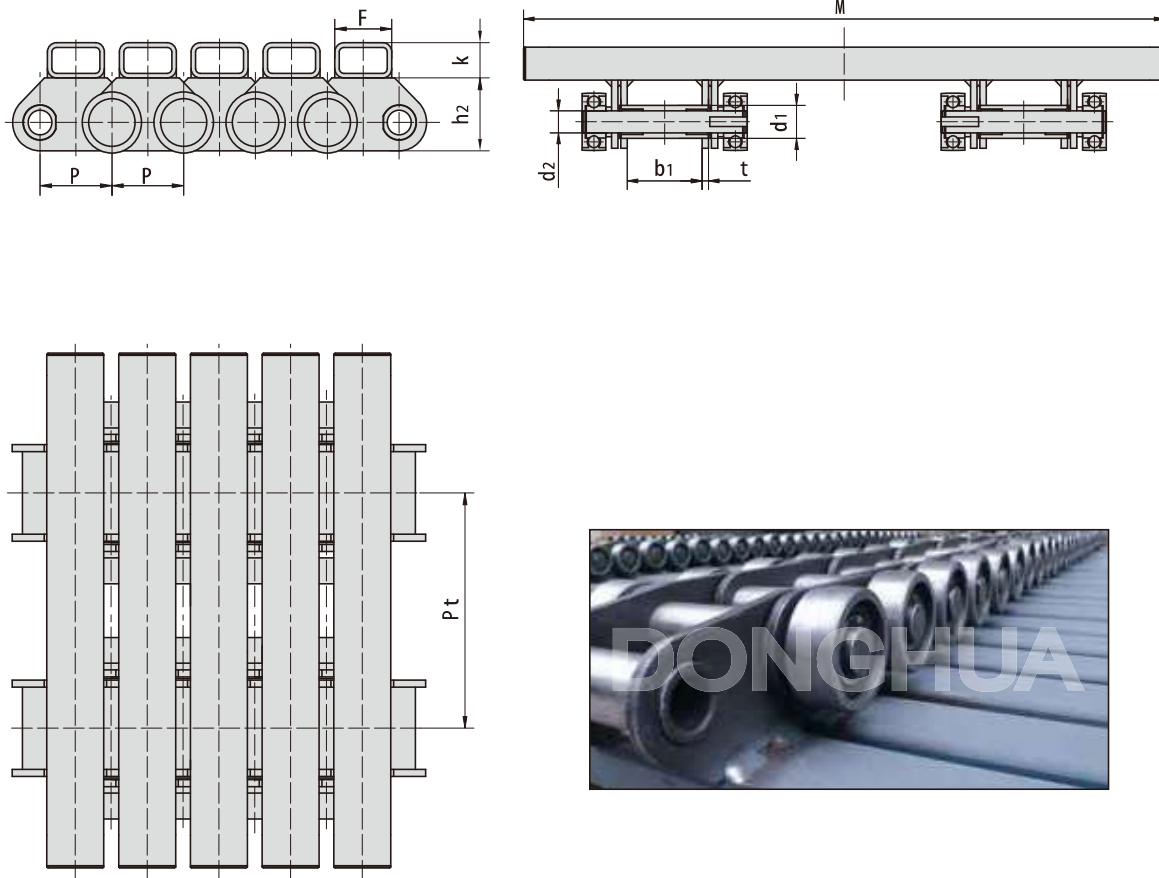
东华链号 Donghua Chain No.	节距 Pitch	滚子直径 Roller diameter	内节内宽 Width between inner plates	销轴直径 Pin diameter	销轴长度 Pin length		链板高度 Plate depth	链板厚度 Plate thickness	附板尺寸 Attachment dimension				抗拉强度 Tensile strength
	P	d1 max	b1 min	d2 max	L max	Lc max	h2 max	t max	Pt	M	h4	T	Q min
	mm	mm	mm	mm	mm	mm	mm	mm	mm	mm	mm	mm	kN/bf
FV63F18-P-63	63.0	40.0	22.0	12.0	45.6	50.0	30.0	4.0	180	240	31	6	86.7/19490



东华链号 Donghua Chain No.	节距 Pitch	滚子直径 Roller diameter	内节内宽 Width between inner plates	销轴直径 Pin diameter	销轴长度 Pin length		链板高度 Plate depth	链板厚度 Plate thickness	附板尺寸 Attachment dimension				抗拉强度 Tensile strength	附板类型 Attachment type
	P	d1 max	b1	d2 max	L max	Lc max	h2 max	t max	Pt	M	h4	T	Q min	
	mm	mm	mm	mm	mm	mm	mm	mm	mm	mm	mm	mm	kN/bf	
P63F33	63	42.0	24.0	14.0	51.0	56.0	35.0	5.0	1130	1200	32.5		100.0/22480	A
P63F45														B

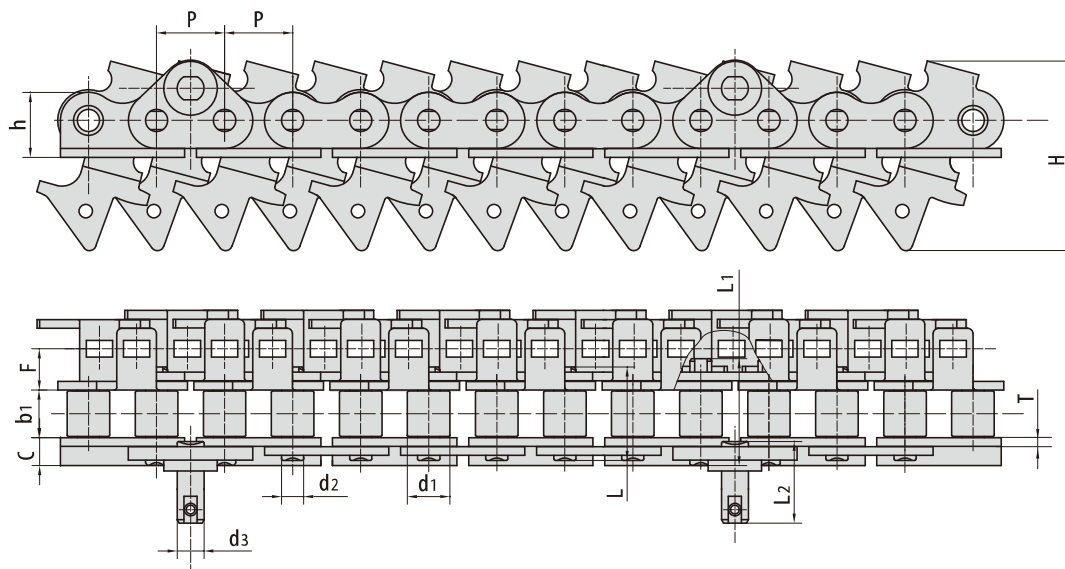
## 纸卷用输送链

Conveyor chains for paper mill




东华链号 Donghua Chain No.	节距 Pitch	内节内宽 Width between inner plates	销轴直径 Pin diameter	套筒直径 Bush diameter	链板高度 Plate depth	链板厚度 Plate thickness	附板尺寸 Attachment dimension				抗拉强度 Tensile strength
	P	b1 min	d2 max	d1 max	h2 max	t max	F	K	Pt	M	Q min
	mm	mm	mm	mm	mm	mm	mm	mm	mm	mm	kN/bf
P63F23	63.0	70.0	20.0	30.0	61.8	6.0	50.0	30.0	688.0	1200.0	160.0/35993

## Conveyor chains for metal decorating system

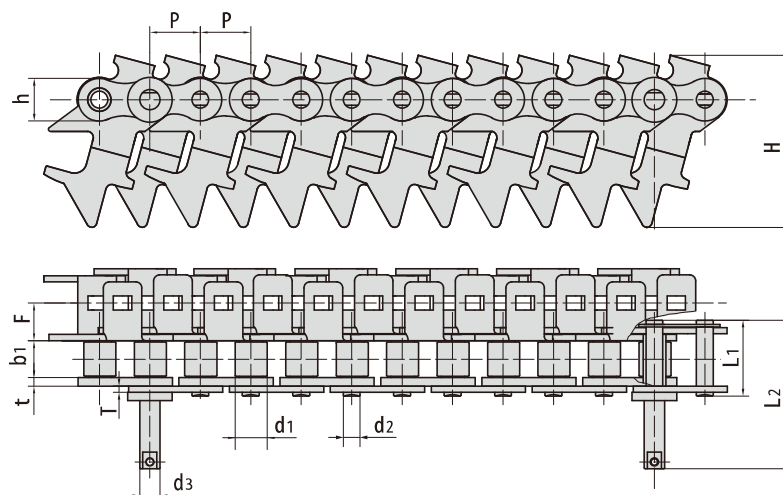


东 华 链 号 Donghua Chain No.	节 距 Pitch	滚子直径 Roller diameter	内节内宽 Width between inner plates	销轴直径 Pin diameter		销轴长度 Pin length			链板尺寸 Plates dimension		装配尺寸 Assembly dimension			抗拉强度 Tensile strength
	P	d <sub>1max</sub>	b <sub>1min</sub>	d <sub>2max</sub>	d <sub>3max</sub>	L <sub>max</sub>	L <sub>1max</sub>	L <sub>2max</sub>	h	T	H	F	C	Q <sub>min</sub>
	mm	mm	mm	mm	mm	mm	mm	mm	mm	mm	mm	mm	mm	kN/bf
16AF90	25.4	15.88	15.75	7.92	10.0	32.7	38.4	43.1	28.3	3.25	70.0	14.5	10.00	55.6/12499
HX16AF42	25.4	15.88	19.00	7.92	10.0	35.6	41.0	43.4	24.3	3.10	70.6	14.5	10.15	54.0/12139
16BF10	25.4	15.88	19.00	8.28	10.0	36.1	41.0	43.1	25.0	3.10	70.5	15.5	10.15	40.0/9090
16BF27	25.4	15.88	19.00	8.28	10.0	36.1	41.0	43.1	25.0	3.10	85.0	17.0	10.15	40.0/9090
16BF57	25.4	15.88	19.00	7.92	10.0	36.5	41.4	43.1	28.3	3.25	70.0	14.5	10.00	54.0/12139
HX16BF2	25.4	15.88	19.00	7.92	10.0	35.6	41.0	47.5	24.3	3.10	70.6	14.5	10.15	54.0/12139
HX16BF8	25.4	15.88	19.00	8.28	10.0	36.1	41.0	43.4	25.0	3.10	70.5	15.5	10.15	54.0/12139
HX16BF27	25.4	15.88	19.00	8.28	10.0	36.1	41.0	43.1	25.0	3.10	70.5	18.5	10.15	56.0/12589

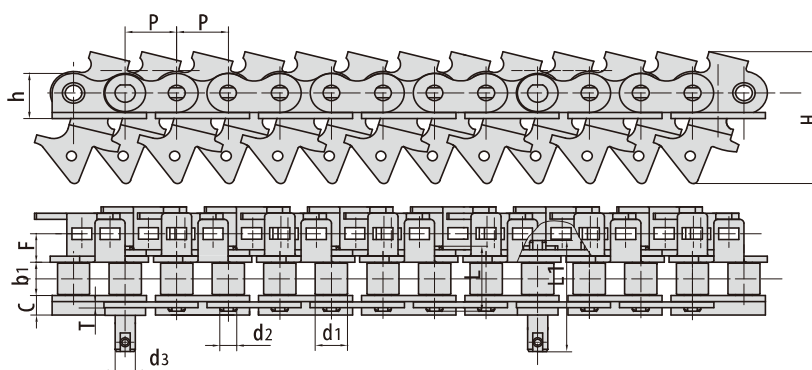


## 印铁烘房线链条

Conveyor chains for metal decorating system



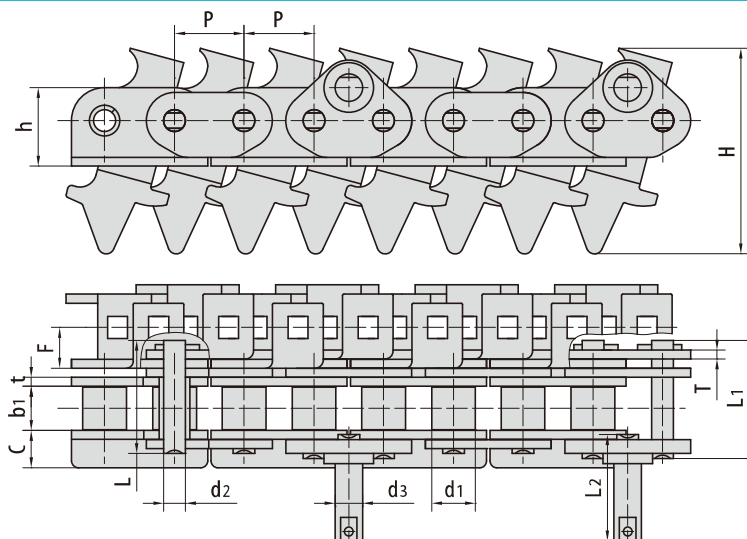
东华链号 Donghua Chain No.	节距 Pitch	滚子直径 Roller diameter	内节内宽 Width between inner plates	销轴直径 Pin diameter		销轴长度 Pin length		链板尺寸 Plate dimension			装配尺寸 Assembly dimension		抗拉强度 Tensile strength
	P	d1 max	b1 min	d2 max	d3 max	L1 max	L2 max	h	T	t	H	F	Q min
	mm	mm	mm	mm	mm	mm	mm	mm	mm	mm	mm	mm	kN/bf
16AF86	25.4	15.88	15.75	7.92	10.0	36.5	76.7	24.0	3.25	3.25	70.0	14.6	55.6/12499
16BF12	25.4	15.88	18.00	8.28	10.0	37.4	73.2	21.0	3.10	4.15	85.0	18.5	40.0/8992



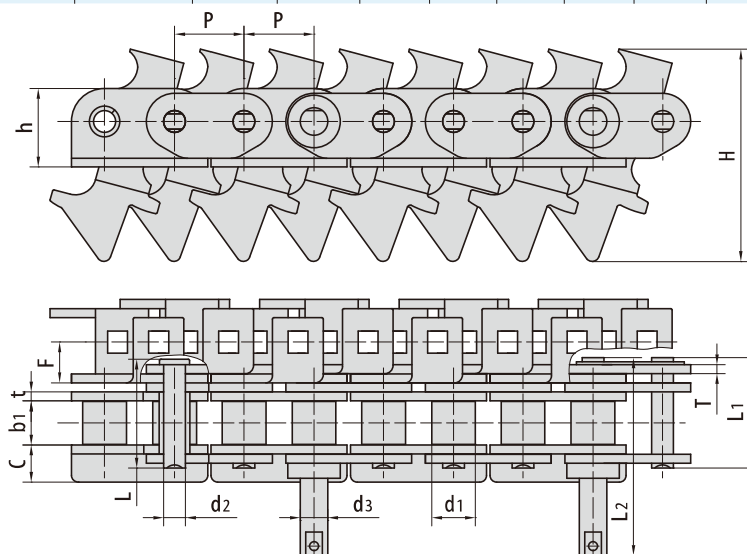
东华链号 Donghua Chain No.	节距 Pitch	滚子直径 Roller diameter	内节内宽 Width between inner plates	销轴直径 Pin diameter		销轴长度 Pin length		链板尺寸 Plate dimension			装配尺寸 Assembly dimension		抗拉强度 Tensile strength
	P	d1 max	b1 min	d2 max	d3 max	L	L1	h	T	H	F	C	Q min
	mm	mm	mm	mm	mm	mm	mm	mm	mm	mm	mm	mm	kN/bf
16AF27	25.4	15.88	15.75	7.92	10.0	32.7	75.2	28.3	3.25	71.0	14.6	13.0	40.0/8992
HX16AF32	25.4	15.88	15.75	7.92	10.0	40.9	81.1	28.3	3.25	69.5	29.7	12.0	55.6/12499
HX16AF4	25.4	15.88	17.00	7.92	10.0	40.9	79.1	27.5	4.00	67.8	17.5	11.0	55.6/12499
HX16AF29	25.4	15.88	15.75	7.92	10.0	32.7	76.7	28.3	3.25	70.6	14.6	10.0	55.6/12499
HX16BF10	25.4	15.88	19.00	8.28	10.0	36.1	79.5	25.0	3.10	70.6	15.5	10.15	40.0/8992

## 印铁烘房线链条

Conveyor chains for metal decorating system



东华链号 Donghua Chain No.	节距 Pitch	滚子直径 Roller diameter	内节内宽 Width between inner plates	销轴直径 Pin diameter		销轴长度 Pin length			链板尺寸 Plate dimension		装配尺寸 Assembly dimension			抗拉强度 Tensile strength
	P	d1 max	b1 min	d2 max	d3 max	L max	L1 max	L2 max	h	t/T	H	F	C	Q <sub>m</sub> min
	mm	mm	mm	mm	mm	mm	mm	mm	mm	mm	mm	mm	mm	kN/bf
HX16AF10	25.4	15.88	15.75	7.92	10.0	43.4	44.9	43.1	28.3	3.25	70.3	14.6	10.0	55.6/12499

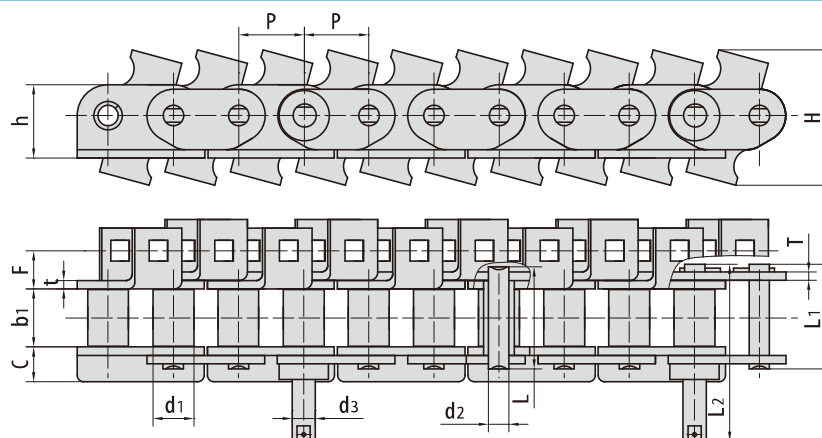


东华链号 Donghua Chain No.	节距 Pitch	滚子直径 Roller diameter	内节内宽 Width between inner plates	销轴直径 Pin diameter		销轴长度 Pin length			链板尺寸 Plate dimension		装配尺寸 Assembly dimension			抗拉强度 Tensile strength
	P	d1 max	b1 min	d2 max	d3 max	L max	L1 max	L2 max	h	t/T	H	F	C	Q <sub>m</sub> min
	mm	mm	mm	mm	mm	mm	mm	mm	mm	mm	mm	mm	mm	kN/bf
HX16AF27	25.4	15.88	15.75	7.92	10.0	41.9	41.8	82.1	28.3	3.25	70.6	15.6	10.0	55.6/12499
HX16AF60	25.4	15.88	15.75	7.92	10.0	41.5	40.9	81.1	28.3	3.25/3.0	70.5	15.4	10.0	55.6/12499

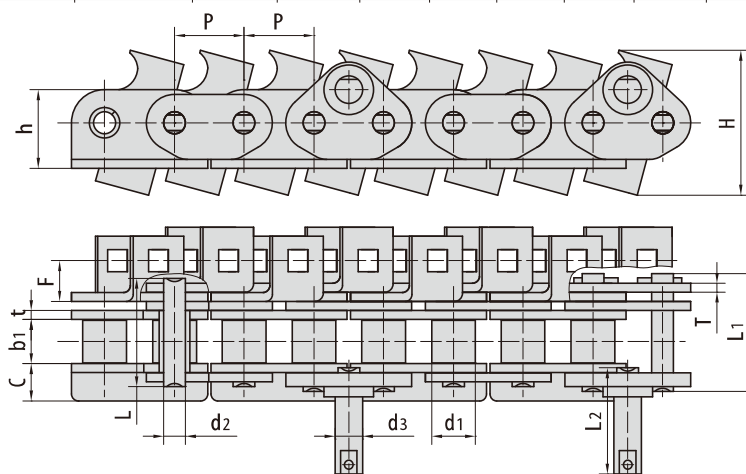


# 印铁烘房线链条

Conveyor chains for metal decorating system



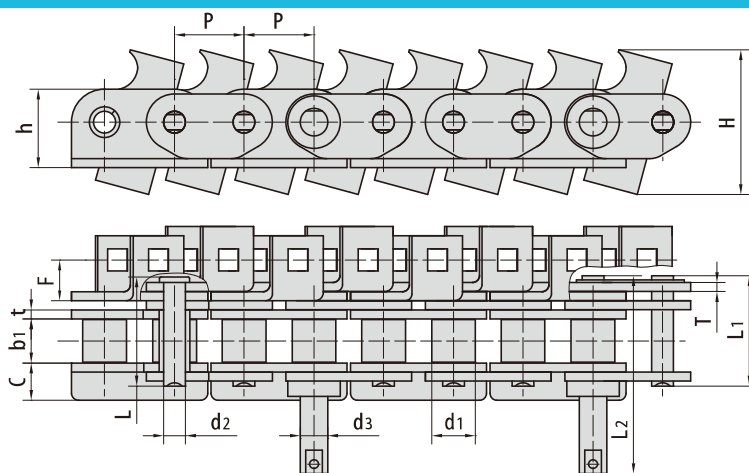
东华链号 Donghua Chain No.	节距 Pitch	滚子直径 Roller diameter	内节内宽 Width between inner plates	销轴直径 Pin diameter		销轴长度 Pin length			链板尺寸 Plate dimension		装配尺寸 Assembly dimension			抗拉强度 Tensile strength
	P	d1 max	b1 min	d2 max	d3 max	L max	L1 max	L2 max	h	t/T	H	F	C	Q <sub>min</sub>
	mm	mm	mm	mm	mm	mm	mm	mm	mm	mm	mm	mm	mm	kN/bf
16AF7	25.4	15.88	15.75	7.92	7.92	—	36.5	67.9	28.3	3.25	59.1	13.5	13.0	40.0/8992
16AF73	25.4	15.88	15.75	7.92	10.0	32.7	36.5	73.3	28.3	3.25	52.7	16.0	10.0	55.6/12499
HX16AF30	25.4	15.88	25.00	7.92	10.0	45.2	48.4	88.8	28.4	4.00	52.8	16.0	12.0	56.7/12746
HX16AF38	25.4	15.88	15.75	7.92	7.92	32.7	36.5	73.3	28.3	3.25	52.7	16.0	10.0	55.6/12499
HX16AF43	25.4	15.88	19.00	7.92	10.0	39.4	42.5	81.3	25.3	4.00	53.5	16.4	11.5	54.0/12139
HX16AF54	25.4	15.88	15.75	7.92	11.3	—	36.5	79.0	28.3	3.25	62.3	19.0	10.0	55.6/12499



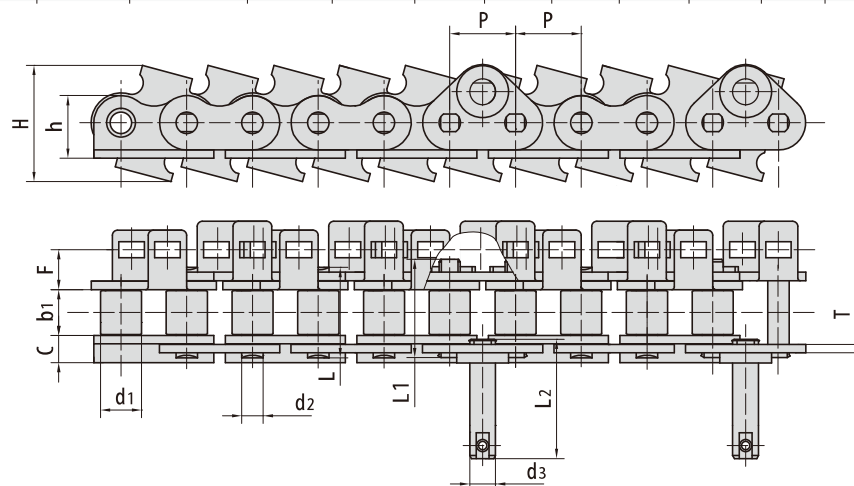
东华链号 Donghua Chain No.	节距 Pitch	滚子直径 Roller diameter	内节内宽 Width between inner plates	销轴直径 Pin diameter		销轴长度 Pin length			链板尺寸 Plate dimension		装配尺寸 Assembly dimension			抗拉强度 Tensile strength
	P	d1 max	b1 min	d2 max	d3 max	L max	L1 max	L2 max	h	t/T	H	F	C	Q <sub>min</sub>
	mm	mm	mm	mm	mm	mm	mm	mm	mm	mm	mm	mm	mm	kN/bf
HX16AF37	25.4	15.88	15.75	7.92	10.0	43.4	44.9	43.1	28.3	3.25/3.0	53.4	16.1	10.0	55.6/12499

# 印铁烘房线链条

Conveyor chains for metal decorating system



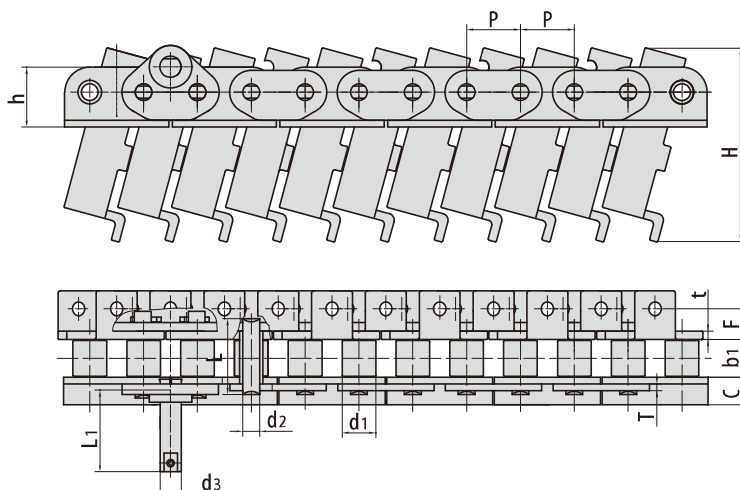
东华链号 Donghua Chain No.	节距 Pitch	滚子直径 Roller diameter	内节内宽 Width between inner plates	销轴直径 Pin diameter		销轴长度 Pin length			链板尺寸 Plate dimension		装配尺寸 Assembly dimension			抗拉强度 Tensile strength
	P	d1 max	b1 min	d2 max	d3 max	L max	L1 max	L2 max	h	t/T	H	F	C	Q <sub>min</sub>
	mm	mm	mm	mm	mm	mm	mm	mm	mm	mm	mm	mm	mm	kN/bf
16AF10	25.4	15.88	15.75	7.92	10.0	41.5	40.9	80.8	28.3	3.25/3.0	44.3	14.5	10.0	55.6/12499
HX16AF49	25.4	15.88	15.75	7.92	10.0	41.5	40.9	80.8	28.3	3.25/3.0	53.4	16.1	10.0	55.6/12499
HX16AF51	25.4	15.88	15.75	7.92	10.0	41.5	40.9	81.1	28.3	3.25/3.0	44.3	15.2	10.0	55.6/12499
HX16AF61	25.4	15.88	15.75	7.92	10.0	41.5	40.9	81.1	28.3	3.25/3.0	53.7	15.6	10.0	55.6/12499
HX16AF24	25.4	15.88	19.00	7.92	10.0	44.8	44.2	84.4	28.3	3.25/3.0	53.4	16.1	10.0	55.6/12499
HX16AF25	25.4	15.88	19.00	7.92	10.0	44.8	44.2	84.4	28.3	3.25/3.0	53.7	14.8	10.0	55.6/12499



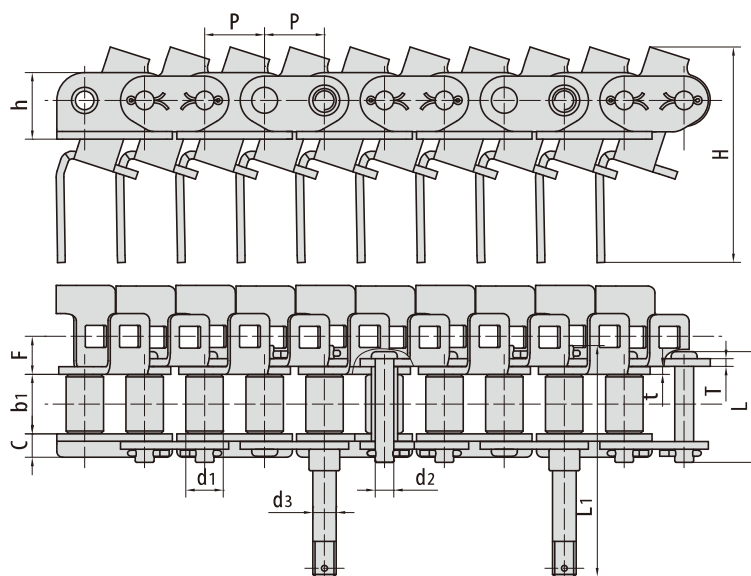
东华链号 Donghua Chain No.	节距 Pitch	滚子直径 Roller diameter	内节内宽 Width between inner plates	销轴直径 Pin diameter		销轴长度 Pin length			链板尺寸 Plate dimension		装配尺寸 Assembly dimension			抗拉强度 Tensile strength
	P	d1	b1	d2	d3	L	L1	L2	h	T	H	F	C	Q <sub>min</sub>
	mm	mm	mm	mm	mm	mm	mm	mm	mm	mm	mm	mm	mm	kN/bf
H X 16AF16	25.4	15.88	19.0	7.9	9.5	37.6	43.0	43.4	30.45	4.00	44.8	12.3	11.5	54.0/12148

## 印铁烘房线链条

Conveyor chains for metal decorating system



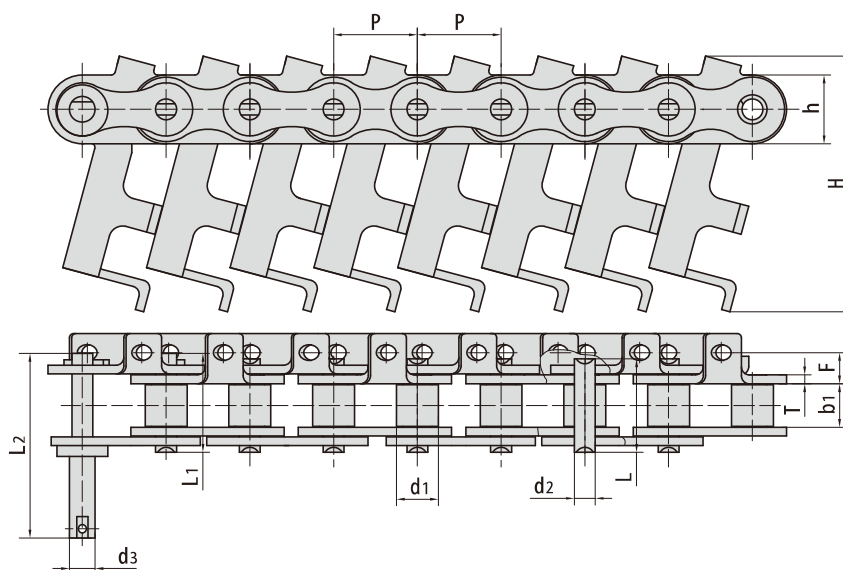
东华链号 Donghua Chain No.	节距 Pitch	滚子直径 Roller diameter	内节内宽 Width between inner plates	销轴直径 Pin diameter		销轴长度 Pin length		链板尺寸 Plate dimension			装配尺寸 Assembly dimension			抗拉强度 Tensile strength
	P	d <sub>1 max</sub>	b <sub>1 min</sub>	d <sub>2 max</sub>	d <sub>3 max</sub>	L	L <sub>1</sub>	h	T	t	H	F	C	Q <sub>min</sub>
	mm	mm	mm	mm	mm	mm	mm	mm	mm	mm	mm	mm	mm	kN/bf
16AF18	25.4	15.88	17.00	7.92	10.0	36.2	48.6	28.3	3.25	4.0	92.0	14.7	13.0	40.0/8992



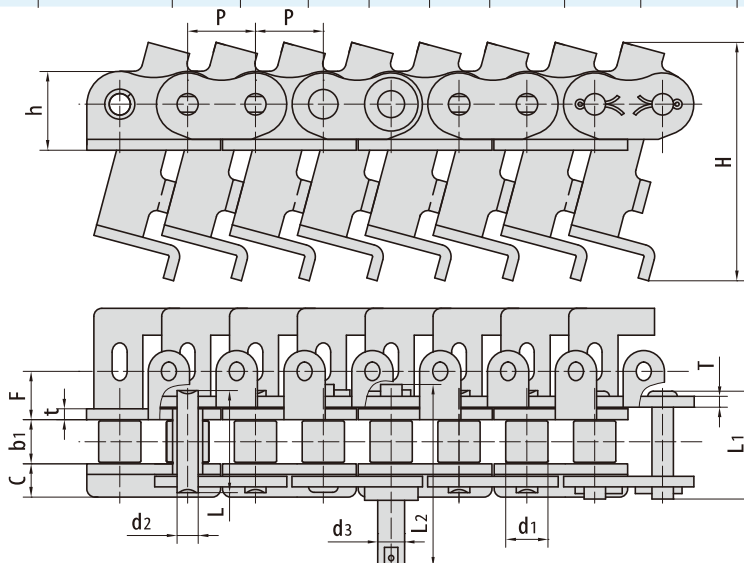
东华链号 Donghua Chain No.	节距 Pitch	滚子直径 Roller diameter	内节内宽 Width between inner plates	销轴直径 Pin diameter		销轴长度 Pin length		链板尺寸 Plate dimension		装配尺寸 Assembly dimension			抗拉强度 Tensile strength
	P	d <sub>1 max</sub>	b <sub>1 min</sub>	d <sub>2 max</sub>	d <sub>3 max</sub>	L	L <sub>1</sub>	h	t/T	H	F	C	Q <sub>min</sub>
	mm	mm	mm	mm	mm	mm	mm	mm	mm	mm	mm	mm	kN/bf
HX16AF13	25.4	15.88	25.00	7.92	10.0	47.0	98.0	28.3	3.25	91.8	16.05	10.0	55.6/12499

# 印铁烘房线链条

Conveyor chains for metal decorating system



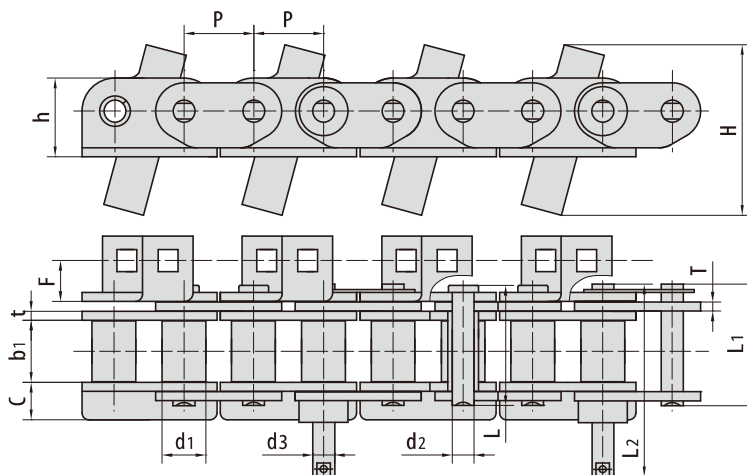
东华链号 Donghua Chain No.	节距 Pitch	滚子直径 Roller diameter	内节内宽 Width between inner plates	销轴直径 Pin diameter		销轴长度 Pin length			链板尺寸 Plate dimension		装配尺寸 Assembly dimension		抗拉强度 Tensile strength
	P	d1	b1	d2	d3	L	L1	L2	h	T	H	F	$Q_{min}$
	mm	mm	mm	mm	mm	mm	mm	mm	mm	mm	mm	mm	kN/bf
HXP31.75	31.75	15.88	17.80	7.92	10.0	36.2	38.4	73.7	26.0	3.25	96.9	14.7	55.6/12499



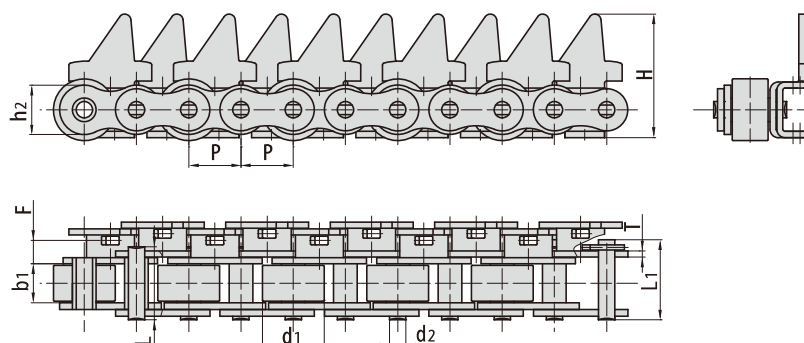
东华链号 Donghua Chain No.	节距 Pitch	滚子直径 Roller diameter	内节内宽 Width between inner plates	销轴直径 Pin diameter		销轴长度 Pin length			链板尺寸 Plate dimension		装配尺寸 Assembly dimension			抗拉强度 Tensile strength
	P	d1 max	b1 min	d2 max	d3 max	L max	L1 max	L2 max	h	t/T	H	F	C	Q <sub>min</sub>
	mm	mm	mm	mm	mm	mm	mm	mm	mm	mm	mm	mm	mm	kN/bf
HX16AF56	25.4	15.88	16.00	7.92	10.0	37.7	42.9	86.0	29.3	4.00	89.2	19.1	12.3	68.9/15488

# 印铁烘房线链条

Conveyor chains for metal decorating system



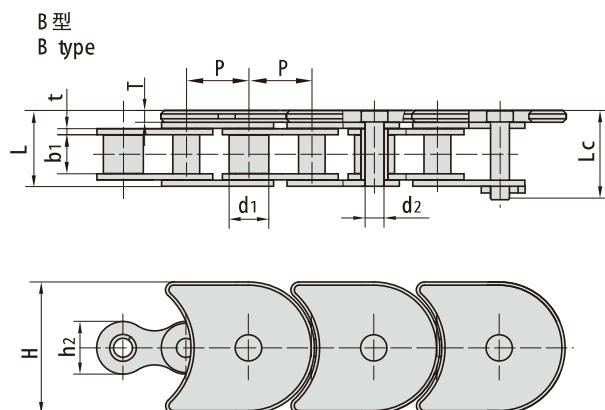
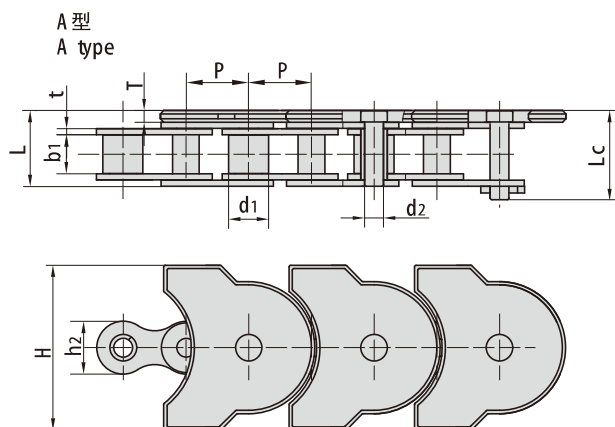
东华链号 Donghua Chain No.	节距 Pitch	滚子直径 Roller diameter	内节内宽 Width between inner plates	销轴直径 Pin diameter		销轴长度 Pin length			链板尺寸 Plate dimension		装配尺寸 Assembly dimension			抗拉强度 Tensile strength
	P	d1 max	b1 min	d2 max	d3 max	L max	L1 max	L2 max	h	t/T	H	F	C	Q <sub>m</sub> min
	mm	mm	mm	mm	mm	mm	mm	mm	mm	mm	mm	mm	mm	kN/bf
HX16AF39	25.4	15.88	15.75	7.92	10.0	38.5	38.7	79.0	28.3	3.25	64.8	14.5	10.0	55.6/12499
HX16AF47	25.4	15.88	15.75	7.92	10.0	-	39.5	80.5	28.3	3.25	64.8	14.5	10.0	55.6/12499



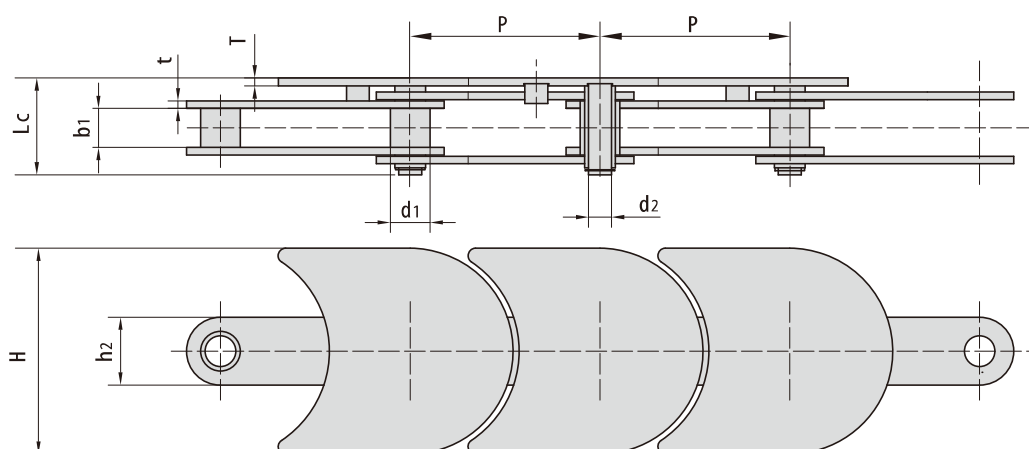
东华链号 Donghua Chain No.	节距 Pitch	滚子直径 Roller diameter	内节内宽 Width between inner plates	销轴直径 Pin diameter	销轴长度 Pin length		链板尺寸 Plate dimension		装配尺寸 Assembly dimension		抗拉强度 Tensile strength
	P	d1	b1	d2	L	L1	h2	T	H	F	Q <sub>m</sub> min
	mm	mm	mm	mm	mm	mm	mm	mm	mm	mm	kN/bf
HXP25.4F1	25.4	30.00	19.00	7.92	35.6	38.9	20.5	3.0	60.00	30.55	55.6/12499

# 顶板输送链

## Top plate conveyor chains



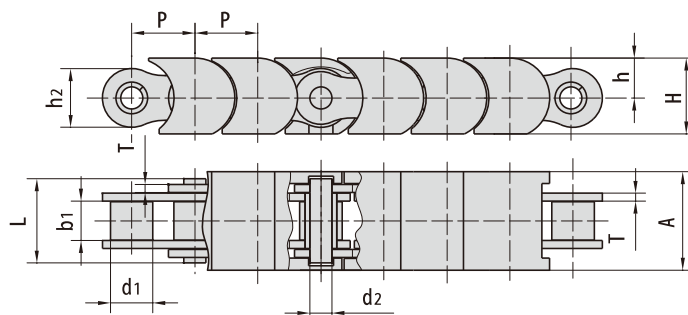
东华链号 Donghua Chain No.	节距 Pitch	滚子直径 Roller diameter	内节内宽 Width between inner plates	销轴直径 Pin diameter	销轴长度 Pin length		链板尺寸 Plate dimension		附板尺寸 Attachment dimension		抗拉强度 Tensile strength	每米长重 Weight per meter	型式 Type
	p	d1 max	b1 min	d2 max	L max	Lc max	h2 max	t	H	T	Q <sub>min</sub>	q	
	mm	mm	mm	mm	mm	mm	mm	mm	mm	mm	kN/bf	kg/m	
T0 S50	19.05	12.07	11.68	5.72	23.3	27.28	16.0	1.85	50	3.50	29.0/6591	2.35	A
T0 S50F1	25.40	12.07	11.68	5.72	22.8	27.28	21.0	1.85	50	3.50	29.0/6591	2.95	B
T0 S80	38.10	15.88	15.75	7.92	32.4	-	27.3	3.25	82.6	3.25	55.6/12636	4.91	B



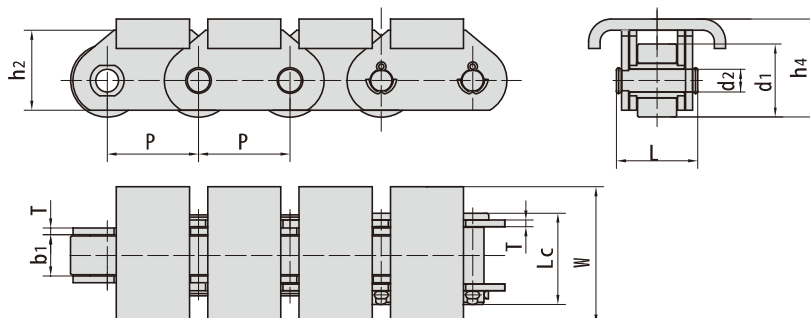
东华链号 Donghua Chain No.	节距 Pitch	套筒直径 Bush diameter	内节内宽 Width between inner plates	销轴直径 Pin diameter	销轴长度 Pin length	链板尺寸 Plate dimension		附板尺寸 Attachment dimension		抗拉强度 Tensile strength	每米长重 Weight per meter
	P	d1 max	b1 min	d2 max	Lc max	h2 max	t	H	T	Q <sub>min</sub>	q
	mm	mm	mm	mm	mm	mm	mm	mm	mm	kN/bf	kg/m
76HP	76.2	15.92	15.7	9.2	37.5	27.3	3.0	82.6	3.0	45.0/10227	2.76

## 顶板输送链

### Top plate conveyor chains

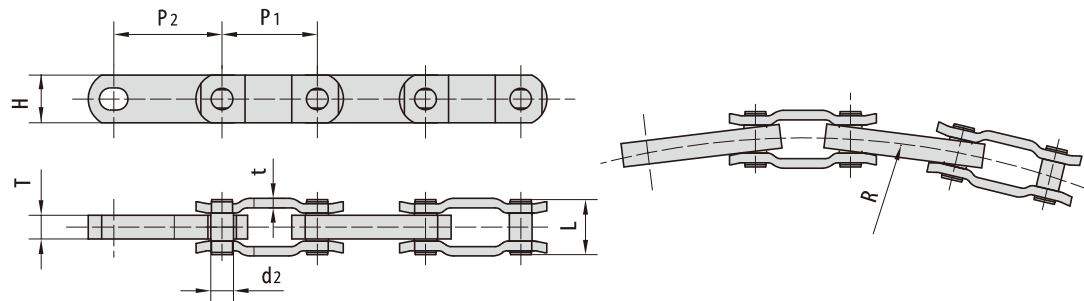


东华链号 Donghua Chain No.	节距 Pitch	滚子直径 Roller diameter	内节内宽 Width between inner plates	销轴直径 Pin diameter	销轴长度 Pin length	链板尺寸 Plate dimension		塑料件尺寸 Plastic attachment dimension			抗拉强度 Tensile strength
	P	d1 max	b1 min	d2 max	L max	h2 max	T max	A	h	H	Q min
	mm	mm	mm	mm	mm	mm	mm	mm	mm	mm	kN/bf
08B-TP	12.700	8.51	7.75	4.45	16.7	11.8	1.60	19.8	8.0	15.2	18.0/4091
10B-TP	15.875	10.16	9.65	5.08	19.5	14.7	1.70	24.8	9.5	17.5	22.4/5091
12B-TP	19.050	12.07	11.68	5.72	22.5	16.0	1.85	29.8	11.0	19.8	29.0/6591

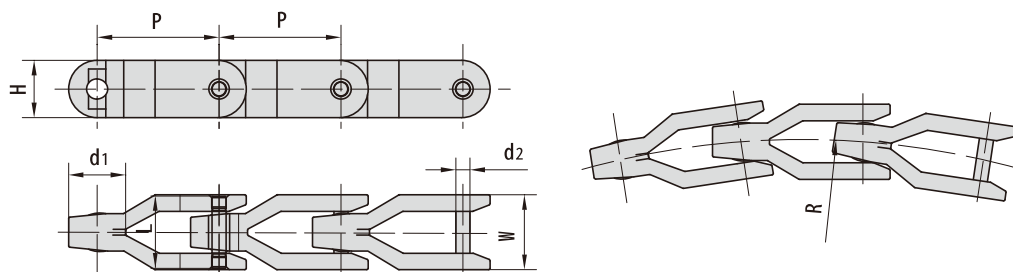


东华链号 Donghua Chain No.	节距 Pitch	滚子直径 Roller diameter	内节内宽 Width between inner plates	销轴直径 Pin diameter	销轴长度 Pin length		链板高度 Plate depth	链板厚度 Plate thickness	附件尺寸 Attachment dimension		抗拉强度 Tensile strength	每米长重 Weight per meter
	P	d1 max	b1 min	d2 max	L max	Lc max	h2 max	T max	W	h4	Q min	q
	mm	mm	mm	mm	mm	mm	mm	mm	mm	mm	kN/bf	kg/m
P40F3	40.0	32.0	18.0	10.00	36.1	40.2	35.0	3.0	60.0	43.00	40.0/9091	7.27
P40F5	40.0	32.0	18.0	10.00	36.1	40.2	35.0	3.0	59.5	42.00	40.0/9091	7.16
P63F6	63.0	48.0	25.0	14.00	52.0	57.0	45.0	5.0	130.0	56.50	63.0/14172.3	16.22
P63F9	63.0	48.0	25.0	14.00	52.0	57.0	45.0	5.0	80.0	56.50	63.0/14172.3	13.66
P63F26	63.0	48.0	25.0	14.00	56.0	61.0	45.0	6.0	95.0	56.50	70.0/15736	14.10
P63F15	63.0	40.0	20.0	12.00	43.2	47.0	40.0	4.0	90.0	30.00	60.0/13488	12.14
P63F31	63.0	48.0	25.0	14.00	52.0	57.0	45.0	5.0	105.0	55.50	120.0/26976	14.05
P63F32	63.0	48.0	25.0	14.00	56.0	61.0	45.0	6.0	110.0	56.50	70.0/15736	16.80
P76.2F19	76.2	38.1	27.5	11.10	59.1	63.5	35.0	6.4	63.5	50.05	150.0/33721	11.35
P76.2F27	76.2	47.6	19.0	19.05	69.5	77.0	50.0	10.0	82.0	78.80	90.0/20232	15.47
P100F174	100.0	48.0	25.4	14.00	59.0	63.4	44.5	6.4	101.6	54.90	90.0/20232	14.05

## 双向活动链 Double flex chains



东华链号 Donghua Chain No.	节距 Pitch	节距 Pitch	内链板厚度 Thickness of inner plates	销轴直径 Pin diameter	销轴长度 Pin length	链板尺寸 Plate dimension		侧弯半径 Side bow radius	抗拉强度 Tensile strength	平均抗拉强度 Average tensile strength	每米长重 Weight per meter
	P <sub>1</sub>	P <sub>2</sub>	T	d <sub>2</sub> max	L max	H max	t	R min	Q min	Q <sub>0</sub>	q
	mm	mm	mm	mm	mm	mm	mm	mm	kN/bf	kN	kg/m
3500	63.5	76.2	15.9	14.27	37.0	32.0	6.3	508.0	160.0/36363	196.0	5.14

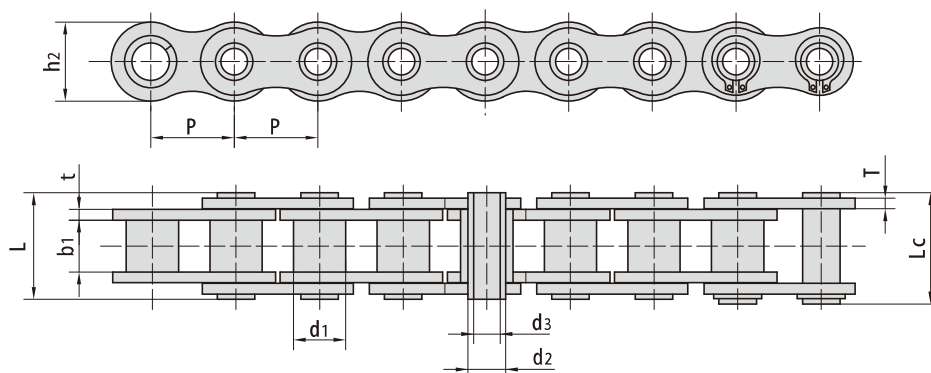


东华链号 Donghua Chain No.	节距 Pitch	销轴直径 Pin diameter	销轴长度 Pin length	链板尺寸 Plate dimension			侧弯半径 Side bow radius	抗拉强度 Tensile strength	每米长重 Weight per meter
	P	d <sub>2</sub> max	L	H max	W max	d <sub>1</sub>	R min	Q min	q
	mm	mm	mm	mm	mm	mm	mm	kN/bf	kg/m
CC 1400	81.3	9.5	48.0	38.5	50.0	38.0	500	30.0/6818	1.99



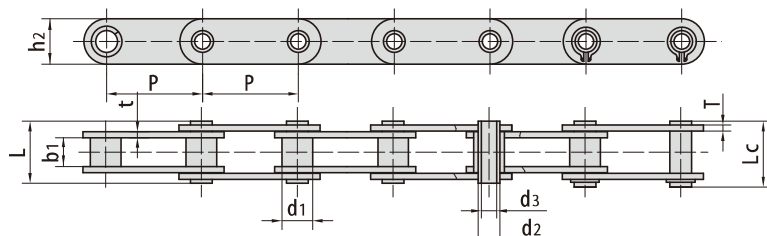
# 空心销轴输送链

## Hollow pin conveyor chains

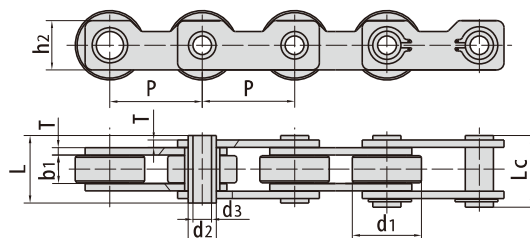


东华链号 Donghua Chain No.	节距 Pitch	套筒直径 Bush diameter	内节内宽 Width between inner plates	销轴直径 Pin diameter		销轴长度 Pin length		内链板高度 Inner plate depth	链板厚度 Plate thickness	抗拉强度 Tensile strength	平均抗拉强度 Average tensile strength	每米长重 Weight per meter
	P	d1 max	b1 min	d2 max	d3 min	L max	Lc max	h2 max	t/T max	Q min	Q0	q
	mm	mm	mm	mm	mm	mm	mm	mm	mm	kN/bf	kN	kg/m
08BHPF	12.700	8.51	7.75	6.55	4.50	16.4	17.6	11.80	1.60/1.30	11.1/2523	12.10	0.56
08BHPF5	12.700	8.51	7.75	6.30	4.50	16.8	18.0	12.00	1.60	9.6/2182	10.60	0.62
08BHPF9	12.700	8.51	7.75	6.30	4.50	16.5	17.6	12.10	1.50	10.5/2360	11.55	0.58
10BHPF3	15.875	10.16	9.65	7.02	5.13	19.5	20.5	14.70	1.70	10.0/2272	11.50	0.86
10BHPF4	15.875	10.16	9.50	7.20	5.00	19.8	21.3	14.00	2.03/1.60	12.5/2840	14.00	0.82
12BHPF2	19.050	12.07	11.68	8.09	6.00	22.7	23.9	16.10	1.85	14.0/3180	16.00	0.82
12BHPF3	19.050	12.07	11.70	8.22	5.75	23.6	24.9	16.20	2.42/1.85	16.0/3636	18.00	1.14
16BHPF3	25.400	15.88	17.02	11.50	8.20	35.3	37.0	23.20	4.00/3.10	49.0/11136	52.20	2.26
16BHPF4	25.400	11.70	13.50	8.00	4.30	28.9	30.2	21.30	3.00	30.0/6818	33.00	1.81
40HP	12.700	7.95	7.85	5.63	4.00	16.5	17.6	12.00	1.50	11.0/2500	12.20	0.54
08BHPF7	12.700	8.51	9.20	6.55	4.10	17.8	19.0	11.80	1.60	11.1/2523	12.10	0.64
08BHP	12.700	8.51	7.75	6.55	4.50	16.4	17.6	11.80	1.30	11.1/2523	12.10	0.52
50HP	15.875	10.16	9.40	7.03	5.13	20.7	21.9	15.09	2.03	20.0/4545	22.60	0.91
50HPF4	15.875	10.16	8.80	7.03	5.13	19.9	21.1	15.09	2.03	18.0/4180	19.20	0.89
50H-HP	15.875	10.16	9.40	7.03	5.13	22.6	23.7	15.09	2.42	20.0/4545	22.60	1.02
60HP	19.050	11.91	12.70	8.31	6.00	25.8	26.8	18.00	2.42	24.0/5455	26.90	1.29
60HPF1	19.050	11.91	12.70	8.31	5.01	25.5	26.8	18.00	2.42	28.0/6364	30.90	1.37
80HP	25.400	15.88	15.75	11.40	8.05	32.5	33.8	24.00	3.25	50.0/11364	52.00	2.26
80HPF1	25.400	11.70	13.50	7.80	4.00	27.0	28.4	21.50	2.42	27.44/6236	29.30	1.50
80HPF2	25.400	15.88	15.75	11.40	8.40	32.5	33.8	24.00	3.25	45.0/10227	48.00	2.23
80H-HP	25.400	15.88	15.75	11.40	8.05	35.7	37.0	24.00	4.00	50.0/11364	52.00	2.63
80HPF3	25.400	15.88	15.88	11.40	7.96	32.4	33.8	23.24	3.25	50.0/11364	52.00	2.26
80HPF4	25.400	11.70	13.50	7.80	4.10	29.0	30.5	21.50	3.00	40.0/9091	43.20	1.77
80HPF5	25.400	15.88	15.80	11.40	8.05	31.0	32.50	24.00	3.25/2.42	34.0/7647	37.00	2.28
HB38.1F6	38.100	18.00	15.20	14.00	10.20	34.5	36.50	27.00	3.70	45.0/10227	48.00	2.46
HB41.3	41.300	10.16	9.65	7.10	5.40	20.4	-	16.00	2.03	13.0/2924	14.30	0.67
HB41.75F5	41.750	17.11	19.90	14.11	10.30	39.0	40.4	25.26	4.00	49.0/11136	53.90	2.11
A2080HP	50.800	15.88	15.75	11.40	8.05	32.4	33.8	24.00	3.25	42.3/9615	46.10	1.60

# 空心销轴输送链 Hollow pin conveyor chains



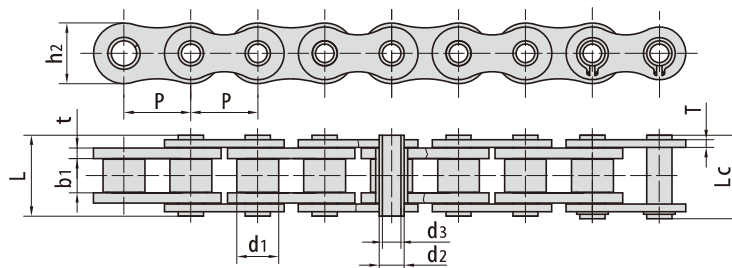
东华链号 Donghua Chain No.	节距 Pitch	套筒直径 Bush diameter	内节内宽 Width between inner plates	销轴直径 Pin diameter		销轴长度 Pin length		内链板高度 Inner plate depth	链板厚度 Plate thickness	抗拉强度 Tensile strength	平均抗拉强度 Average tensile strength	每米长重 Weight per meter
	P	d1 max	b1 min	d2 max	d3 min	L max	Lc max	h2 max	t/T max	Q min	Q0	q
	mm	mm	mm	mm	mm	mm	mm	mm	mm	kN/bf	kN	kg/m
HP12.5	12.500	8.51	8.20	6.65	4.50	16.4	17.6	11.60	1.5/1.3	8.0/1819	8.8	0.61
C08BHP	12.700	8.51	7.75	6.55	4.50	16.4	17.6	11.80	1.6/1.3	11.0/2500	11.5	0.62
C40HP	12.700	7.95	7.85	5.63	4.00	16.5	17.6	12.00	1.50	11.0/2500	12.2	0.64
C50HP	15.875	10.16	9.40	7.03	5.13	20.7	21.9	15.09	2.03	20.0/4545	22.6	1.05
C60HP	19.050	11.91	12.70	8.31	6.00	25.8	26.8	18.00	2.42	24.0/5455	26.9	1.52
C80HP	25.400	15.88	15.75	11.40	8.05	32.5	33.8	24.00	3.25	50.0/11364	52.0	2.63
C2040HP	25.400	7.95	7.85	5.63	4.00	16.5	17.6	12.00	1.50	11.0/2500	12.6	0.46
C2040HPF1	25.400	7.95	7.85	5.63	M4	16.5	17.6	12.00	1.50	9.0/2045	9.9	0.44
C2050HP	31.750	10.16	9.40	7.22	5.12	20.5	21.8	15.00	2.03	20.4/4636	22.8	0.76
C2060HP	38.100	11.91	12.70	8.31	6.00	25.8	26.8	17.00	2.42	24.0/5455	27.1	1.02
C2060H-HP	38.100	11.91	12.70	8.31	6.00	29.2	30.2	17.00	3.25	24.0/5455	27.1	1.29
HB38.1F8	38.100	10.16	9.65	7.10	5.40	20.4	-	16.00	2.03	13.0/2954	14.3	0.67
HB38.1F15	38.100	18.00	21.00	12.00	8.10	47.8	49.0	34.00	5.60	50.0/11364	52.0	5.72
HP40F1	40.000	18.00	22.00	12.00	8.00	47.5	48.2	35.00	5.00	57.0/13049	63.8	5.38
HP40F2	40.000	18.00	22.00	12.00	8.20	47.5	48.2	35.00	5.00	57.0/13049	63.0	5.37
HP50F1	50.000	26.00	14.50	20.00	14.70	35.3	36.2	40.00	3.10	30.0/6818	33.6	3.98
HP50F7	50.000	18.00	15.00	14.00	10.20	36.0	37.5	26.00	4.00	40.0/9091	43.2	2.56
HP50F10	50.000	18.00	22.00	12.10	8.30	39.5	40.6	30.00	3.00	45.0/10227	48.0	2.73
HP50F16	50.000	18.00	17.00	14.50	10.20	39.0	40.0	27.00	4.00	40.0/9091	44.0	2.83
C2080HP	50.800	15.88	15.75	11.40	8.05	32.5	33.8	24.00	3.25	50.0/11364	52.0	1.81
HB55	55.000	18.00	22.00	14.00	10.00	43.4	44.5	30.00	4.00	50.0/11364	52.0	3.31
HB55F1	55.000	24.00	24.00	17.00	12.00	52.0	53.5	40.00	5.00	90.0/20455	100.0	6.34



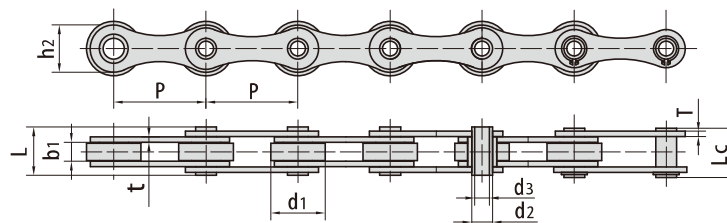
东华链号 Donghua Chain No.	节距 Pitch	滚子直径 Roller diameter	内节内宽 Width between inner plates	销轴直径 Pin diameter		销轴长度 Pin length		内链板高度 Inner plate depth	链板厚度 Plate thickness	抗拉强度 Tensile strength	平均抗拉强度 Average tensile strength	每米长重 Weight per meter
	P	d1 max	b1 min	d2 max	d3 min	L max	Lc max	h2 max	T	Q min	Q0	q
	mm	mm	mm	mm	mm	mm	mm	mm	mm	kN/bf	kN	kg/m
HB50.8F1	50.8	38.1	15.7	15.5	10.3	35.2	36.7	27.2	4.00	55.46/51650	58.8	4.97

# 空心销轴输送链 Hollow pin conveyor chains

A 型  
Type A



B 型  
Type B

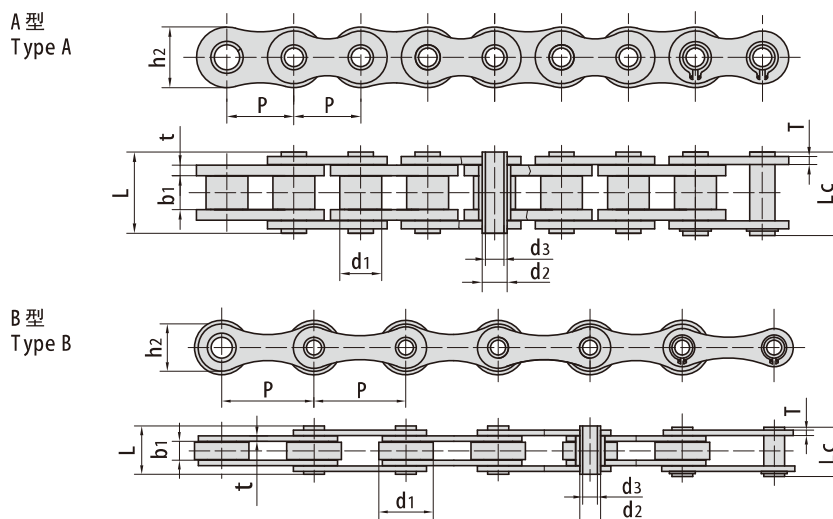


东华链号 Donghua Chain No.	节距 Pitch	滚子直径 Roller diameter	内节内宽 Width between inner plates	销轴直径 Pin diameter		销轴长度 Pin length		内链板高度 Inner plate depth	链板厚度 Plate thickness	抗拉强度 Tensile strength	平均抗拉强度 Average tensile strength	每米长重 Weight per meter	型号 Type
	P	d1 max	b1 min	d2 max	d3 min	L max	Lc max	h2 max	t/T max	Q <sub>m</sub> min	Q <sub>0</sub>	q	
	mm	mm	mm	mm	mm	mm	mm	mm	mm	kN/bf	kN	kg/m	
10HB	15.875	10.16	9.65	5.94	4.04	19.30	20.60	14.70	1.70	17.00/3864	20.80	0.86	A
12BHP	19.050	12.07	11.68	6.50	4.00	21.60	22.80	15.90	1.85	23.60/5364	25.90	1.09	A
60HB	19.050	11.91	12.70	7.00	5.01	25.50	26.60	18.00	2.42	20.00/4545	22.40	1.35	A
12AHBF2	19.050	11.91	12.70	7.00	5.10	26.50	27.60	18.00	2.42	20.00/4545	22.40	1.39	A
12BHPP6SLR	19.050	12.07	11.68	6.50	4.04	22.30	23.50	15.90	1.85	23.60/5364	25.96	1.12	A
12BHPP10	19.050	12.07	11.68	6.50	4.00	21.60	22.80	15.90	1.85	23.60/5364	25.90	1.08	A
HP20F1	20.000	12.00	22.00	7.00	5.00	35.70	37.70	18.00	2.42	18.00/4180	19.20	1.89	A
16BHBf1	25.400	15.88	12.70	9.53	7.05	30.80	32.20	23.00	4.15/3.10	40.00/9091	45.00	2.28	A
HB25.4	25.400	20.00	8.00	8.00	5.20	19.50	20.50	17.00	2.03	25.00/5620	28.00	1.30	A
16BHBf4	25.400	15.88	17.02	6.05	4.20	28.00	29.00	14.00	2.03	10.00/2248	11.00	1.50	A
HB25.4F7	25.400	20.00	18.00	8.00	3.00	35.00	36.00	18.00	3.00	25.00/5620	28.80	2.83	B
HB25.4F8	25.400	15.88	8.00	7.10	5.10	16.50	17.70	13.50	1.50	9.00/2024	10.00	0.78	B
HB28.58	28.580	15.88	16.20	8.03	5.50	36.30	37.00	24.00	4.00	22.00/4945	24.20	3.00	A
HP35	35.000	20.00	16.00	13.35	10.20	30.40	31.60	26.30	2.50	23.52/5345	26.40	2.02	A
HB35	35.000	20.00	16.00	14.00	10.20	32.00	33.50	38.10	3.00	40.00/9091	45.00	2.39	A
HB38.1	38.100	20.00	8.00	8.00	5.30	19.60	20.70	17.30	2.03	28.00/5682	28.80	0.98	B
HB38.1F1	38.100	20.00	18.00	10.50	5.10	39.00	40.30	22.00	4.00	60.00/13636	64.30	2.59	B
HB38.1F3	38.100	25.40	12.70	12.00	8.30	27.00	28.60	21.00	2.50	25.00/5620	28.80	1.51	B
HB38.1F4	38.100	20.00	12.70	8.00	5.20	26.00	27.20	17.00	2.42	24.00/5455	26.90	1.48	B
HP38.1F9	38.100	22.20	12.70	11.00	8.15	26.50	27.50	18.00	2.50	22.00/5000	24.40	1.46	B
HB38.1F10	38.100	25.40	25.40	14.63	10.50	54.00	54.30	33.20	6.00/4.80	50.00/11240	55.00	6.10	A
HP40F4	40.000	26.00	10.00	11.40	8.20	26.50	28.00	24.00	3.00	50.00/11240	56.70	2.20	B
HB41.4F1	41.400	25.40	15.00	13.80	10.50	35.50	37.00	32.00	4.00	45.00/10116	49.50	3.66	B
HP41.75F1	41.750	17.10	20.20	11.11	8.20	35.70	39.00	21.65	3.10	26.50/6022	29.20	1.60	A
HP41.75F2	41.750	17.10	20.20	11.11	8.20	35.70	41.00	25.26	3.10	49.00/11136	54.80	2.04	A

\*外链板为直板形。

\*Denotes straight side outer plates.

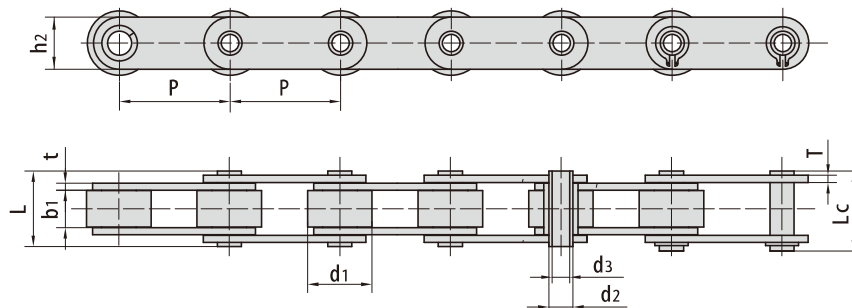
# 空心销轴输送链 Hollow pin conveyor chains



东华链号 Donghua Chain No.	节距 Pitch	滚子直径 Roller diameter	内节内宽 Width between inner plates	销轴直径 Pin diameter			销轴长度 Pin length		内链板高度 Inner plate depth	链板厚度 Plate thickness	抗拉强度 Tensile strength	平均抗拉强度 Average tensile strength	每米长重 Weight per meter	型号 Type
	P	d1 max	b1 min	d2 max	d3 min	L max	Lc max		h2 max	t/T max	Q <sub>min</sub>	Q <sub>0</sub>	q	
	mm	mm	mm	mm	mm	mm	mm		mm	mm	kN/bf	kN	kg/m	
HP41.75F3	41.750	17.00	20.50	11.00	8.30	36.00	39.50		21.40	3.00	27.00/6136	28.00	1.62	A
HP41.75F6	41.750	17.10	20.20	11.11	8.20	36.70	37.50		25.26	3.10	49.00/11015	53.90	2.04	A
HP50F2	50.000	31.00	15.00	13.20	10.20	36.50	38.00		25.00	4.00	40.00/9091	43.20	3.40	B
DH16500HP	50.000	30.00	10.50	11.40	8.20	27.40	28.60		26.00	3.10	50.00/11240	53.60	2.23	B
HB50F4	50.000	30.00	10.00	11.60	8.00	26.60	30.00		25.40	3.00	60.00/13635	67.20	2.03	B
HB50F1-C30	50.000	30.00	10.00	12.00	8.20	26.50	28.10		26.00	3.00	45.00/11016	49.50	2.36	B
HB50.8	50.800	30.00	10.50	11.40	8.20	27.40	28.60		26.00	3.10	50.00/11240	53.60	2.56	B
HB50.8F4	50.800	30.00	10.50	13.60	8.20	27.40	28.90		26.00	3.10	42.00/9545	48.20	2.28	B
HB50.8F14	50.800	30.00	10.00	11.60	8.00	26.60	30.00		25.40	3.00	60.00/13635	67.20	2.01	B
HB60F6	60.000	30.00	10.00	11.60	8.00	26.60	30.00		26.00	3.00	46.00/10341	50.60	2.06	B
HB60F7	60.000	30.00	10.00	11.60	8.00	26.60	30.00		25.40	3.00	60.00/13635	66.00	1.82	B
HB63	63.000	30.00	10.00	11.40	8.10	26.70	28.10		26.50	3.10	50.00/11240	53.60	2.07	B
HB63F1	63.000	40.00	10.00	11.40	8.10	26.70	28.10		26.50	3.10	50.00/11240	53.60	2.27	B
HB63F2	63.000	40.00	20.00	11.40	8.10	36.70	38.10		26.50	3.10	50.00/11240	53.60	3.20	B
HB63F3	63.000	40.00	15.00	11.40	8.20	35.60	37.00		26.50	4.00	35.00/7955	38.50	3.90	B
HB63F4	63.000	30.00	20.00	11.40	8.10	36.70	38.10		26.50	3.10	50.00/11240	53.60	2.97	B
HB63F6	63.000	30.00	10.00	11.70	8.20	26.70	28.10		26.50	3.10	50.00/11240	56.70	2.08	B
HB63F7	63.000	40.00	18.00	14.00	10.20	38.00	39.50		28.00	4.00	50.00/11240	56.70	4.26	B
HB63F8	63.000	30.00	20.00	11.70	8.10	36.50	38.00		26.50	3.10	50.00/11240	56.70	2.91	B
HB63F14	63.000	30.00	10.00	11.40	8.10	30.20	31.60		26.50	4.00	50.00/11240	55.00	2.45	B
HB63.5F3	63.500	31.00	15.00	14.00	8.20	31.00	33.00		28.00	3.00	34.00/7647	38.00	2.75	B
HB80F3	80.000	45.00	20.00	24.00	18.00	39.00	40.60		40.00	3.50	75.00/16858	82.50	4.60	B
HB100	100.000	30.00	10.50	11.40	8.20	27.40	28.60		26.00	3.10	50.00/11240	53.60	1.56	B
HB100F8	100.000	30.00	10.00	11.60	8.00	26.60	30.00		25.40	3.00	60.00/13635	67.20	1.37	B
HB100F16	100.000	35.00	16.00	13.00	8.20	38.60	40.00		30.00	4.00	86.24/19337	95.00	3.26	B

# 空心销轴输送链

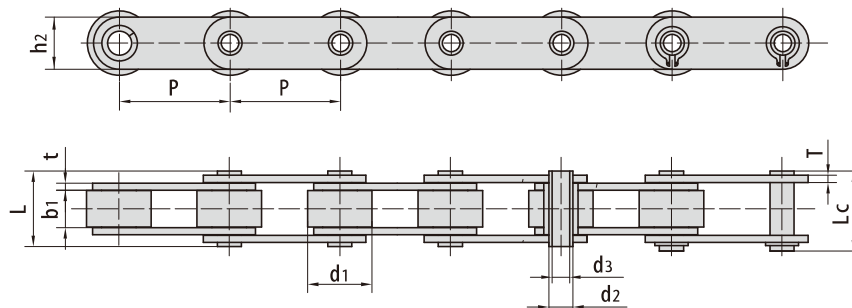
## Hollow pin conveyor chains



东华链号 Donghua Chain No.	节距 Pitch	滚子直径 Roller diameter	内节内宽 Width between inner plates	销轴直径 Pin diameter		销轴长度 Pin length		内链板高度 Inner plate depth	链板厚度 Plate thickness	抗拉强度 Tensile strength	平均抗拉强度 Average tensile strength	每米长重 Weight per meter
	P	d <sub>1</sub> max	b <sub>1</sub> min	d <sub>2</sub> max	d <sub>3</sub> min	L max	L <sub>c</sub> max	h <sub>2</sub> max	t/T max	Q <sub>m</sub> in	Q <sub>0</sub>	q
	mm	mm	mm	mm	mm	mm	mm	mm	mm	kN/bf	kN	kg/m
C 12A HB	19.05	11.91	12.70	7.00	5.01	25.50	26.6	18.0	2.42	20.0/4545	22.40	1.58
C 12B HP	19.05	12.07	11.68	6.50	4.00	21.60	22.8	15.9	1.85	20.0/4545	22.40	1.22
C 2042HP	25.40	15.88	7.85	5.63	4.00	16.50	17.6	12.0	1.50	11.0/2500	12.60	0.78
C 2042H-HP	25.40	15.88	7.85	5.63	4.00	18.80	19.9	12.0	2.03	11.0/2500	13.20	0.95
C 2052HP	31.75	19.05	9.53	7.22	5.12	20.50	21.8	15.0	2.03	20.4/4636	22.80	1.25
C 2052HPF1	31.75	19.05	9.40	7.03	5.12	20.00	21.5	15.3	1.85	15.0/3409	17.30	1.21
C 2052HPF3	31.75	19.05	9.53	7.02	5.13	20.10	21.6	15.09	2.03	19.6/4455	21.60	1.20
C 2052H-HP	31.75	19.05	9.53	7.22	5.12	22.10	23.4	15.0	2.42	20.4/4545	23.50	1.44
C 2062HP	38.10	22.23	12.70	8.31	6.00	25.80	26.8	17.0	2.42	24.0/5455	27.10	1.72
C 2062H-HP	38.10	22.23	12.70	8.31	6.00	29.20	30.2	17.0	3.25	24.0/5455	27.60	1.99
C 2062H-HPF3	38.10	22.23	12.70	8.31	6.00	25.80	26.8	17.0	2.42	24.0/5455	27.10	1.72
C 2082HP	50.80	28.58	15.75	11.40	8.05	32.40	33.8	24.0	3.25	50.0/11364	52.00	2.82
C 2082H-HP	50.80	28.58	15.75	11.40	8.05	35.70	37.0	24.0	4.00	50.0/11364	56.50	3.34
C 1655HP	50.80	30.00	10.50	13.00	8.20	27.40	28.9	26.0	3.10	42.0/9545	48.20	2.72
63HPF1	63.00	40.00	15.00	16.00	12.10	35.00	36.2	28.5	4.00	50.0/11364	56.70	4.20
C 2102HP	63.50	39.67	18.90	13.60	9.50	40.30	42.0	30.0	4.00	60.0/13636	72.00	5.13
DH 4202HP	50.80	31.80	15.00	14.00	10.10	36.30	39.0	26.0	3.80	42.0/9545	51.60	3.75
DH 4203HP	76.20	31.80	15.00	14.00	10.10	36.30	39.0	26.0	3.80	42.0/9545	47.10	3.01
DH 8403HP	76.20	47.60	19.00	19.05	13.60	43.80	46.3	39.0	5.1/3.8	84.3/19159	130.30	6.81
DH 42035HP	88.90	31.80	15.00	14.00	10.10	36.30	39.0	26.0	3.80	42.0/9545	51.10	2.79
DH 4204HP	101.60	31.80	15.00	14.00	10.10	36.30	39.0	26.0	3.80	42.0/9545	51.60	2.63
DH 8404HP	101.60	47.60	19.00	19.05	13.60	43.80	46.3	39.0	5.1/3.8	84.3/19159	130.30	5.78
DH 8406HP	152.40	47.60	19.00	19.05	13.60	43.80	46.3	39.0	5.1/3.8	84.0/19091	130.30	5.18
HB 25.4F2	25.40	15.89	17.26	9.00	6.35	31.30	32.5	20.0	2.50	20.0/4545	22.40	1.97
HB 25.4F4	25.40	20.00	11.00	12.00	8.35	27.00	28.4	24.0	3.00	32.0/7273	35.80	2.48
HB 38.1F2	38.10	25.40	12.70	9.50	6.60	26.60	28.0	19.1	2.30	20.0/4545	22.40	2.07
HB 38.1F6-R	38.10	25.40	15.20	14.00	10.20	34.50	36.5	27.0	3.70	45.0/10228	49.50	3.20
HB 40F1	40.00	22.00	9.00	9.00	6.00	23.00	24.5	18.0	2.50	20.0/4546	22.00	1.58
HB 41.4	41.40	25.40	15.00	13.80	10.50	35.50	37.0	32.0	4.00	45.0/10227	48.00	4.20

# 空心销轴输送链

## Hollow pin conveyor chains

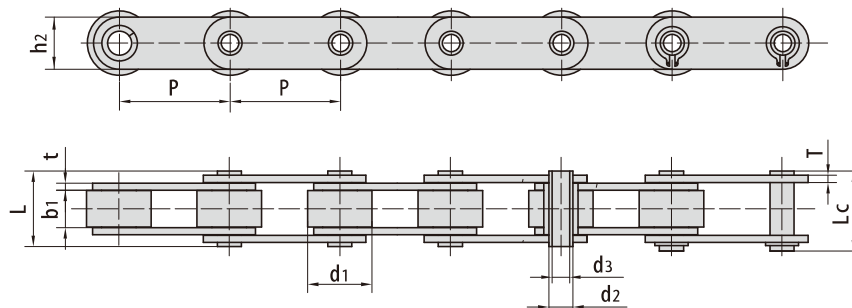


东华链号 Donghua Chain No.	节距 Pitch	滚子直径 Roller diameter	内节内宽 Width between inner plates	销轴直径 Pin diameter		销轴长度 Pin length		内链板高度 Inner plate depth	链板厚度 Plate thickness	抗拉强度 Tensile strength	平均抗拉强度 Average tensile strength	每米长重 Weight per meter
	P	d <sub>1</sub> max	b <sub>1</sub> min	d <sub>2</sub> max	d <sub>3</sub> min	L max	L <sub>c</sub> max	h <sub>2</sub> max	t/T max	Q <sub>m</sub> in	Q <sub>0</sub>	q
	mm	mm	mm	mm	mm	mm	mm	mm	mm	kN/bf	kN	kg/m
HB 50	50.00	31.00	15.00	14.00	10.20	36.00	37.5	25.0	4.00	40.0/9091	43.20	3.98
HB 50F9	50.00	18.00	11.50	8.20	6.00	27.40	28.4	25.0	3.00	15.0/3409	17.30	2.00
HB 50F12	50.00	25.00	11.60	9.00	6.20	26.00	27.4	20.0	2.50	20.0/4545	22.40	1.77
HB 50.42	50.42	37.30	15.00	14.00	10.20	36.00	37.5	26.2	4.00	40.0/9090	44.80	4.46
HB 50.8F3	50.80	30.00	16.00	14.00	9.00	36.40	37.5	25.5	3.1	42.0/9545	47.00	3.20
HB 50.8F8	50.80	32.00	20.00	19.10	12.40	44.60	46.4	40.0	5.00/4.00	100.0/22727	108.00	6.75
HB 50.8F9	50.80	35.00	12.00	15.50	10.20	36.00	37.3	30.0	5.00	70.0/15909	77.00	4.92
HB 50.8F11	50.80	38.10	16.00	13.80	9.70	37.20	39.5	25.4	3.90	57.0/12814	62.70	5.01
HB 50.8F12	50.80	28.58	16.00	14.00	9.00	36.40	37.5	25.5	3.50	42.0/9545	47.00	3.26
HB 50.8F18	50.80	38.10	16.00	13.80	9.70	37.20	39.5	25.4	4.80/3.90	57.0/12814	62.70	4.85
HB 50.8F20	50.80	38.10	15.20	14.28	9.50	36.60	37.2	26.4	4.00	40.0/8992	44.00	4.88
HB 50.8F26	50.80	30.00	16.00	14.00	9.00	38.40	39.5	27.0	4.00	60.0/13635	67.20	3.98
HB 55F2	55.00	20.00	14.00	9.00	6.00	29.00	31.0	20.0	2.50	18.0/4180	19.20	1.54
HB 57	57.00	30.00	10.00	13.00	10.20	26.40	27.5	26.0	3.00	28.0/6298	30.00	1.84
HB 63F11	63.00	40.00	20.00	20.00	18.00	42.50	43.5	42.0	4.00	46.0/10454	50.60	5.83
HB 63F12	63.00	30.00	10.00	11.40	8.10	26.70	28.1	26.5	3.10	50.0/11364	56.50	2.39
HB 63.5F1	63.50	32.00	15.00	16.00	12.20	32.00	33.0	25.0	3.00	20.4/4636	22.80	2.69
HB 65	65.00	45.00	20.00	25.00	18.00	38.00	40.0	40.0	3.00	46.0/10454	50.60	4.49
HB 65F1	65.00	40.00	20.00	14.00	10.05	40.40	42.0	35.0	4.00	50.0/11364	55.00	5.93
HB 75	75.00	40.00	22.00	18.00	12.20	42.00	44.0	35.0	4.00	60.0/13636	72.00	5.57
HB 76.2	76.20	31.75	15.50	12.70	9.50	35.50	37.0	26.0	4.00	42.0/9545	49.20	3.25
HB 76.2F2	76.20	47.60	20.00	24.00	18.50	44.50	46.1	40.0	5.0/4.0	79.0/17935	92.50	6.77
HB 76.2F6	76.20	44.45	23.00	17.48	13.49	44.20	46.5	35.0	4.00	75.0/17044	82.50	6.27
HB 76.2F9	76.20	47.60	17.50	22.00	16.60	46.00	47.6	38.0	6.00	56.0/12596	61.50	7.52
HB 80	80.00	50.00	20.00	24.00	18.50	44.50	46.1	40.0	5.0/4.0	79.0/17953	92.50	6.81
HB 80F4	80.00	50.00	20.00	24.00	18.50	50.50	51.8	40.0	6.00	120.0/26977	132.00	8.10
HB 86	86.00	45.00	15.00	19.00	14.50	40.00	41.5	35.0	5.00/4.00	85.0/19119	95.00	5.14
HB 100F3	100.00	30.00	24.00	15.95	10.30	46.00	47.3	35.0	4.00	75.0/17046	84.70	4.04
HB 100F6	100.00	60.00	31.00	27.00	19.00	59.00	60.8	50.0	6.00/5.00	150.0/34088	160.00	11.50



# 空心销轴输送链

## Hollow pin conveyor chains

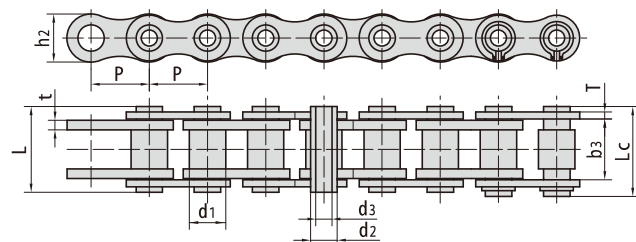


东华链号 Donghua Chain No.	节距 Pitch	滚子直径 Roller diameter	内节内宽 Width between inner plates	销轴直径 Pin diameter		销轴长度 Pin length		内链板高度 Inner plate depth	链板厚度 Plate thickness	抗拉强度 Tensile strength	平均抗拉强度 Average tensile strength	每米长重 Weight per meter
	P	d <sub>1</sub> max	b <sub>1</sub> min	d <sub>2</sub> max	d <sub>3</sub> min	L max	L <sub>c</sub> max	h <sub>2</sub> max	t/T max	Q <sub>m</sub> in	Q <sub>0</sub>	q
	mm	mm	mm	mm	mm	mm	mm	mm	mm	kN/bf	kN	kg/m
HB100F7	100.00	30.00	15.00	16.00	12.30	36.50	37.8	35.0	4.00	75.0/17046	84.70	3.49
HB100F9	100.00	45.00	32.80	18.00	12.40	49.00	49.0	35.0	5.00	75.0/17046	84.70	6.14
HB100F10	100.00	45.00	22.00	18.00	12.10	48.50	49.7	35.0	5.00	75.0/17046	84.70	6.05
HB100F11	100.00	40.00	20.60	16.00	12.50	42.10	43.4	35.0	4.00	75.0/17046	84.70	4.58
HB100F13	100.00	48.00	25.00	16.00	11.30	51.00	52.8	35.0	5.00	95.0/21356	104.50	7.03
HB100F14	100.00	37.70	22.20	18.00	12.40	45.30	46.3	35.0	4.15	64.0/14395	70.00	4.79
HB100F18	100.00	31.80	17.00	14.00	10.40	39.50	41.0	26.0	3.80	42.0/9545	47.00	2.82
HB100F19	100.00	40.00	22.00	18.00	12.20	44.70	45.9	35.0	4.00	75.0/16869	82.50	5.18
HB100F20	100.00	38.00	19.00	21.00	13.00	48.00	48.0	50.0	4.80	112.0/25192	123.20	6.60
HB125	125.00	70.00	37.00	26.00	16.20	73.50	75.0	60.0	7.00	250.0/56202	275.00	17.56
HB127F1	127.00	66.70	25.40	26.90	20.10	62.00	64.0	50.0	6.30	107.0/24067	118.00	11.30
HB150F1	150.00	60.00	22.00	24.00	18.00	49.50	51.5	45.0	5.00	100.0/22727	110.00	7.55
HB152F3	152.00	70.00	24.50	26.00	20.00	55.00	57.0	51.0	6.00	150.0/33721	165.00	11.60
HP40	40.00	22.00	8.75	9.00	6.00	23.00	24.2	18.0	2.50	27.0/4545	28.00	1.49
HP50	50.00	31.00	14.50	13.20	10.40	31.10	32.5	25.0	3.10	30.0/6818	34.20	3.29
HP50F4	50.00	31.00	15.00	13.20	10.20	36.50	38.0	25.0	4.00	40.0/9091	44.80	3.73
HP50.8	50.80	26.00	15.88	20.00	14.30	41.00	42.2	38.1	4.80	100.0/22727	108.00	5.32
HP76.2F7	76.20	38.00	17.00	15.00	9.53	43.50	44.6	30.0	5.00	90.0/20243	99.00	4.85
HP76.2F9	76.20	44.45	26.00	17.80	12.50	51.70	52.4	39.0	5.10/4.00	84.3/18961	92.50	7.64
HP100	100.00	45.00	22.00	16.00	12.00	46.00	47.5	35.0	5.00	75.0/17044	90.00	6.20
HP100F1	100.00	45.00	22.00	18.00	12.00	47.20	48.5	35.0	5.00	75.0/17044	90.00	6.15
HP101.6F1	101.60	47.60	19.00	19.00	13.20	46.20	48.0	40.0	5.00/4.00	53.0/12045	58.20	6.09
HP101.6F2	101.60	66.70	25.40	26.90	20.10	59.20	60.7	51.0	7.10/5.10	150.0/34088	160.00	14.23
HP101.6F6	101.60	47.60	20.50	21.00	16.11	45.00	46.5	40.0	5.00/4.00	60.0/13488	66.00	6.20
HP101.6F8	101.60	63.50	27.50	19.05	13.10	60.70	65.5	50.8	6.40	120.0/26977	132.00	13.12
HP130	130.00	40.00	21.00	18.10	12.10	41.30	42.5	35.0	3.80	80.0/18183	89.60	4.21
HP152	152.40	66.70	25.40	26.90	19.56	57.20	59.5	50.8	7.10/5.10	94.0/21362	107.80	9.90
HP152.4F1	152.40	47.60	19.00	19.00	13.20	46.20	48.0	40.0	5.00/4.00	54.0/12270	59.50	5.00
HP152.4F4	152.40	64.00	25.40	29.00	21.00	59.50	60.1	50.0	8.00/5.00	71.3/16028	78.43	9.82

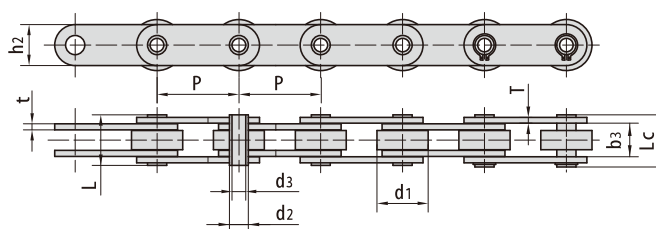
# 空心销轴输送链

## Hollow pin conveyor chains

A 型  
Type A



B 型  
Type B



东华链号 Donghua Chain No.	节距 Pitch	滚子直径 Roller diameter	外节内宽 Width between outer plates	销轴直径 Pin diameter		销轴长度 Pin length		内链板高度 Inner plate depth	链板厚度 Plate thickness	抗拉强度 Tensile strength	平均抗拉强度 Average tensile strength	每米长重 Weight per meter	型号 Type
	P	$d_1$ max	$b_3$ min	$d_2$ max	$d_3$ min	L max	Lc max	$h_2$ max	$t/T$ max	$Q_m$ min	$Q_0$	q	
	mm	mm	mm	mm	mm	mm	mm	mm	mm	kN/bf	kN	kg/m	
08BHPF2	12.700	8.51	13.20	6.65	5.20	18.00	19.2	11.8	1.6/1.3	10.0/2273	11.4	0.50	A
08BHPF3	12.700	8.51	13.40	6.65	4.00	19.00	20.2	11.8	1.70	14.0/3182	16.8	0.69	A
HB 12.7	12.700	8.51	13.40	6.65	4.10	19.00	20.2	11.8	1.70	14.0/3182	16.8	0.69	A
08BHPF8	12.700	8.51	11.30	6.30	4.50	16.70	18.5	11.8	1.60	11.0/2500	12.1	0.80	A
40HPF1-D3	12.700	8.51	11.60	6.35	4.36	20.60	20.6	12.0	1.50	11.0/2500	12.1	0.77	A
41HP	12.700	7.77	9.20	5.63	4.19	13.75	16.0	9.91	1.30	4.0/899	4.4	0.35	A
10BHPF1	15.875	10.16	13.41	7.03	5.00	19.20	20.2	14.0	1.85	17.0/3864	20.6	0.83	A
10BHPF2	15.875	10.16	10.40	7.03	5.00	17.00	18.0	14.0	1.85	15.0/3409	17.3	0.74	A
50HPF1	15.875	10.16	13.60	7.03	5.13	20.70	21.9	14.4	2.03	18.0/4091	21.6	0.92	A
12BHPF1	19.050	12.07	16.00	8.03	5.40	22.70	23.9	15.8	1.85	25.0/5682	28.8	1.09	A
60HPF2	19.050	11.91	11.23	5.63	4.05	16.50	17.6	10.4	1.50	10.0/2273	10.8	0.62	A
C 12BHPF9	19.050	12.07	15.80	8.03	5.00	22.40	23.9	16.1	1.85	25.0/5682	28.8	1.26	B
12BHPF9	19.050	12.07	15.80	8.03	5.00	22.40	23.9	16.1	1.85	25.0/5682	28.8	1.18	A
60HPF3	19.050	11.91	17.20	8.40	6.10	24.70	26.0	18.0	2.03	20.0/4546	24.0	1.54	A
16BHPF1	25.400	15.88	25.58	11.50	8.10	36.50	37.6	21.0	4.15/3.10	45.0/10227	52.2	2.21	A
HB 38.1F7	38.100	22.20	17.50	11.00	8.30	25.00	26.6	18.0	2.50	20.0/4545	22.4	1.46	A
HB 38.1F9	38.100	18.00	22.60	14.00	10.00	32.50	34.5	26.5	3.00	40.0/9090	44.0	2.40	B
HP 38.1F10	38.100	17.95	23.50	13.60	10.44	36.00	37.3	28.4	3.70	70.0/15736	77.0	2.66	A
32BHP	50.800	29.21	45.70	24.10	18.25	66.00	68.0	42.0	7.00/6.00	155.0/34864	170.0	7.40	A
63HP	63.000	40.00	23.50	16.00	12.00	35.30	38.3	28.6	4.00	65.0/14773	71.5	4.14	B
63HPF2	63.000	40.00	25.80	14.00	8.08	39.10	41.1	20.0	5.00	50.0/11364	65.7	4.17	B
63HPF4	63.000	40.00	23.50	16.00	12.20	34.70	37.7	28.6	4.00	44.0/10000	57.2	4.13	B
63HPF6	63.000	40.00	28.94	16.00	10.30	41.80	43.4	28.6	4.00	44.0/10000	57.2	5.18	B
63HPF11	63.000	40.00	23.50	16.00	12.20	34.70	37.7	28.6	4.00	65.0/147333	71.5	4.25	B
63HPF12	63.000	40.00	23.50	16.00	12.20	34.70	37.7	28.0	4.00	44.0/10000	57.2	4.02	B
HB 63F17	63.000	40.00	23.40	18.00	12.20	37.00	38.0	25.0	4.00	40.0/9090	44.0	4.13	B
C 2122HPF1	76.200	47.60	29.00	17.81	12.70	43.30	44.7	38.1	4.80	53.3/12123	59.2	7.05	B
HP 101.6F6	101.600	47.60	30.50	21.00	16.11	45.00	46.5	40.0	5.00/4.00	60.0/13636	72.0	6.20	B
HP 130	130.000	40.00	29.20	18.10	12.10	41.30	42.5	35.0	3.80	80.0/17994	88.0	3.90	B
HP 150F1	150.000	60.00	43.50	24.00	18.20	59.00	61.0	45.0	5.00	140.0/31490	154.0	8.52	B



## 自动扶梯梯级链 Escalator step chains

商用型  
Commercial type for commercial use



节距 Pitch	梯级距 Step distance	抗拉强度 Tensile strength
133.33	400.0	75 kN ~ 260 kN
135.46	406.4	70 kN ~ 155 kN
68.40	410.4	98 kN ~ 161.4 kN
135.00	405.0	130 kN ~ 205 kN
136.00	410.4	80 kN ~ 160 kN

## 自动扶梯梯级链 Escalator step chains

免润滑型  
Free of lubrication type



节距 Pitch	梯级距 Step distance	抗拉强度 Tensile strength
133.33	400.0	88 kN ~ 380 kN
135.46	406.4	123 kN ~ 160 kN
101.15	404.6	150 kN ~ 300 kN
100.00	400.0	240 kN ~ 320 kN

## 自动扶梯梯级链 Escalator step chains

公共交通型  
Public transport type for public transport



节距 Pitch	梯级距 Step distance	抗拉强度 Tensile strength
133.33	400.0	130 kN ~ 520 kN
135.46	406.4	150 kN ~ 400 kN
101.15	404.6	120 kN ~ 450 kN
102.60	410.4	170 kN ~ 360 kN

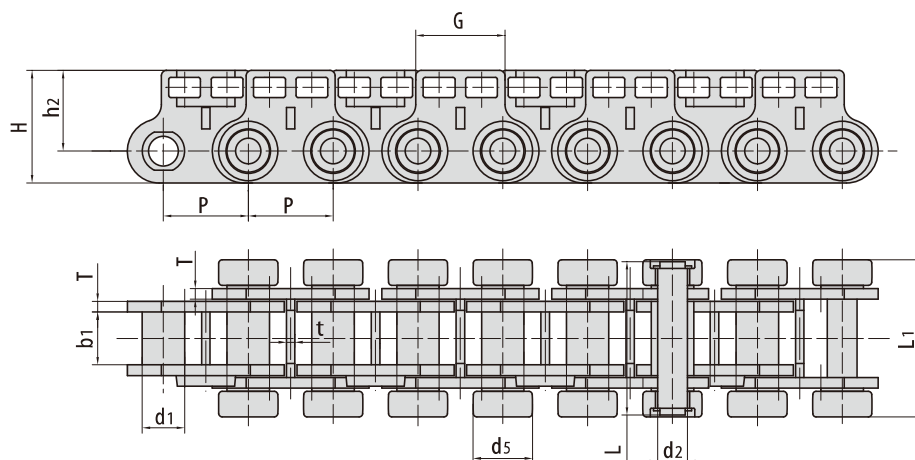
## 自动人行道踏板链 Moving walk pallet chains



节距 Pitch	梯级距 Step distance	抗拉强度 Tensile strength
133.33	400.0	90 kN ~ 180 kN
135.46	406.4	127 kN ~ 150 kN
120.00	360.0	105 kN ~ 120 kN

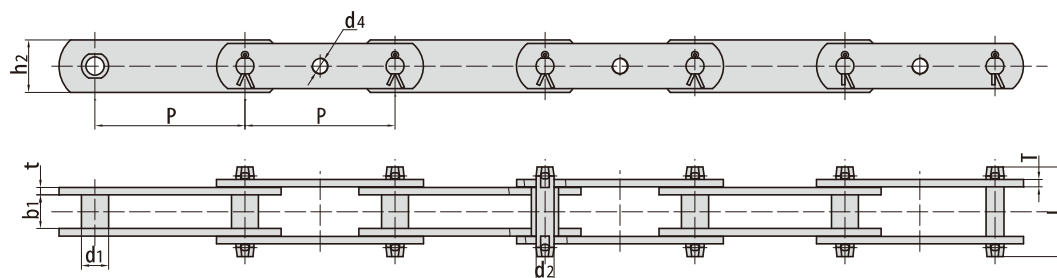
# 人造板设备用链条

## Conveyor chains for fibreboard equipment



东华链号 Donghua Chain No.	节距 Pitch	套筒直径 Bush diameter	内节内宽 Width between inner plates	销轴直径 Pin diameter	销轴长度 Pin length	链板高度 Plate depth	链板厚度 Plate thickness	抗拉强度 Tensile strength	每米长重 Weight per meter
	P	d1 max	b1 min	d2 max	L max	H max	T max	Q min	q
	mm	mm	mm	mm	mm	mm	mm	kN/bf	kg/m
P 40	40.0	20.0	25.0	14.0	73.0	53.0	5.0	90.0/20250	10.67

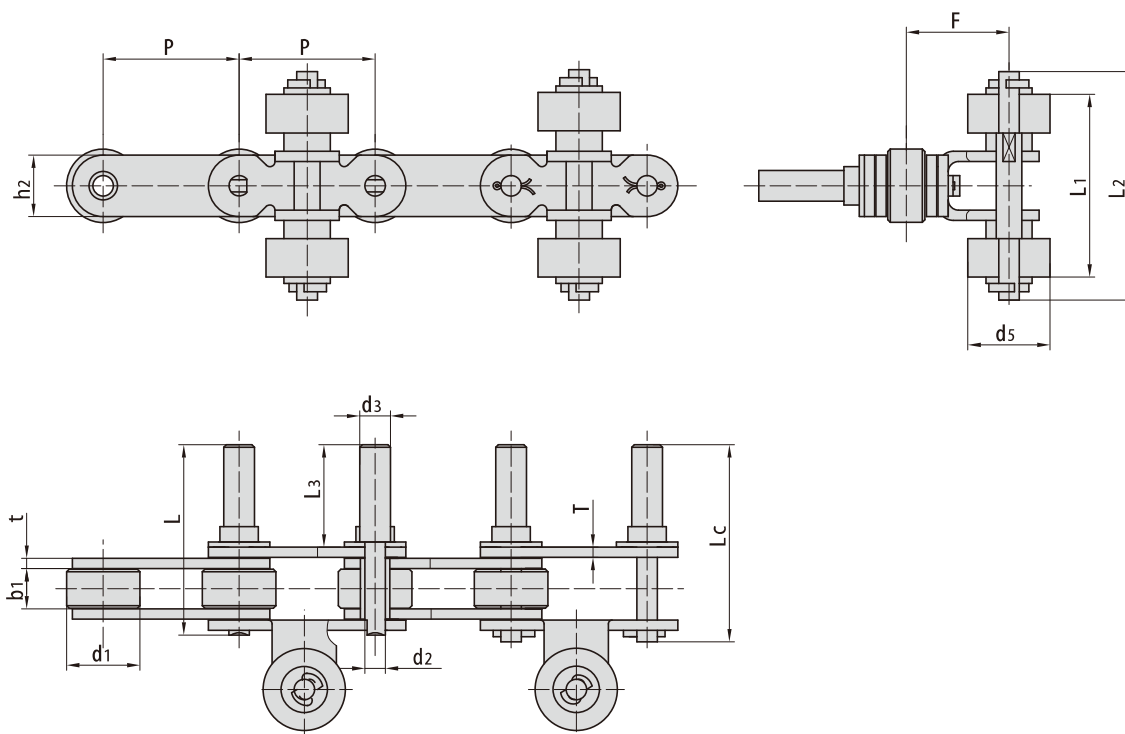
东华链号 Donghua Chain No.	P	G	L1	h2	d5	t
	mm	mm	mm	mm	mm	mm
P 40	40.0	42.0	75.0	38.0	28.0	4.0



东华链号 Donghua Chain No.	节距 Pitch	套筒直径 Bush diameter	内节内宽 Width between inner plates	销轴直径 Pin diameter	销轴长度 Pin length	链板尺寸 Plate size			抗拉强度 Tensile strength	每米长重 Weight per meter
	P	d1 max	b1 min	d2 max	L max	h2 max	d4	t/T	Q min	q
	mm	mm	mm	mm	mm	mm	mm	mm	kN/bf	kg/m
P 100F270G K	100.0	18.0	22.0	12.0	60.0	35.0	M 10	5.0	98.0/22030	4.60
P 100F178	100.0	18.0	22.0	12.0	54.0	30.0	M 10	5.0	98.0/22030	4.00

## 喷涂设备输送链

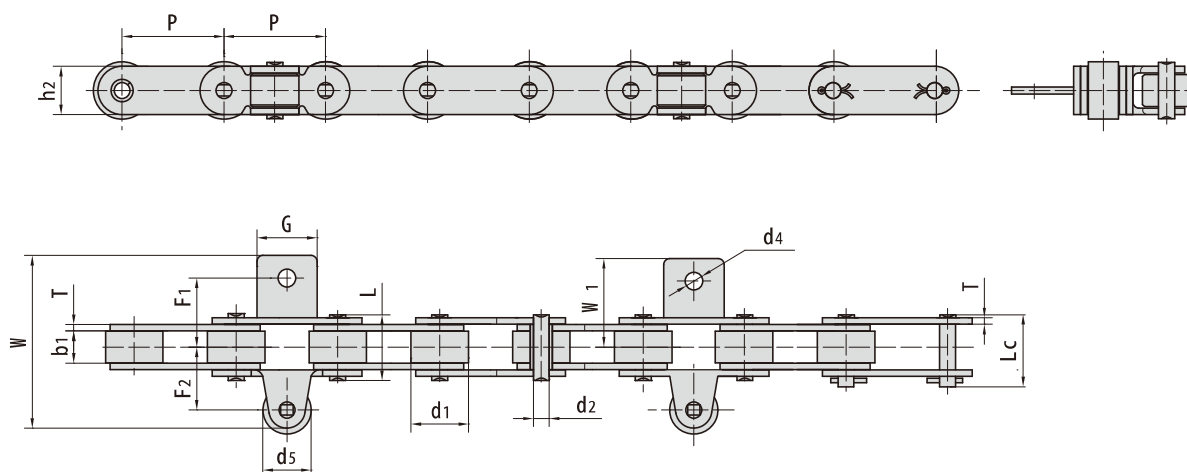
Conveyor chains for spraying equipment



东华链号 Donghua Chain No.	节距 Pitch	滚子直径 Roller diameter	内节内宽 Width between inner plates	销轴直径 Pin diameter		销轴长度 Pin length			链板尺寸 Plate dimension		附件尺寸 Attachment dimension				抗拉强度 Tensile strength	每米长重 Weight per meter
	P	d <sub>1 max</sub>	b <sub>1 min</sub>	d <sub>2 max</sub>	d <sub>3 max</sub>	L <sub>3</sub>	L <sub>max</sub>	L <sub>c max</sub>	h <sub>2 max</sub>	t/T <sub>max</sub>	F	d <sub>5</sub>	L <sub>1</sub>	L <sub>2</sub>	Q <sub>min</sub>	q
	mm	mm	mm	mm	mm	mm	mm	mm	mm	mm	mm	mm	mm	mm	kN/bf	kg/m
P 38.1F28	38.10	22.23	12.70	7.92	10.0	64.5	101.0	-	20.0	4.0	30.7	30.0	76.5	87.2	50.00/11240	4.06
P 42.5F2	42.50	25.40	25.22	12.70	12.0	69.0	121.4	126.0	41.0	5.6	45.2	32.0	93.0	109.0	169.00/37991	14.25
P 53F2	53.00	28.58	15.75	7.92	12.0	60.0	94.5	98.0	24.0	4.0	40.0	32.0	74.0	89.0	62.36/14018	7.60

东 华 链 号  D o n g h u a  C h a i n N o.	节距	滚子直径	内节内宽	销轴直径	销轴长度	链板高度	链板厚度	抗拉强度	平均抗拉强度	每米长重
	Pitch	Roller diameter	Width between inner plates	Pin diameter	Pin length	Plate depth	Plate thickness	Tensile strength	Average tensile strength	Weight per meter
	P	d <sub>max</sub>	b <sub>in</sub>	d <sub>max</sub>	L <sub>max</sub>	h <sub>max</sub>	T <sub>max</sub>	Q <sub>min</sub>	Q <sub>o</sub>	q
	mm	mm	mm	mm	mm	mm	mm	kN/bf	kN	kg/m
P 200F74	200.0	50.0	24.0	11.9	62.0	30.0	6.0	100/22480	110.0	6.1
P 200F132	200.0	50.0	25.5	14.0	63.0	35.0	6.0	130/29225	143.0	7.1
P 200F156	200.0	50.0	23.0	11.9	62.0	32.0	6.3	100/22480	110.0	6.4
P 200F177	200.0	60.0	26.0	18.0	75.0	45.0	8.0	230/51704	241.5	11.8
P 203.2F2	203.2	50.5	24.0	11.0	64.6	32.0	6.0	120/26977	130.0	6.2

## 烟草机械输送链 Tobacco conveyor chains

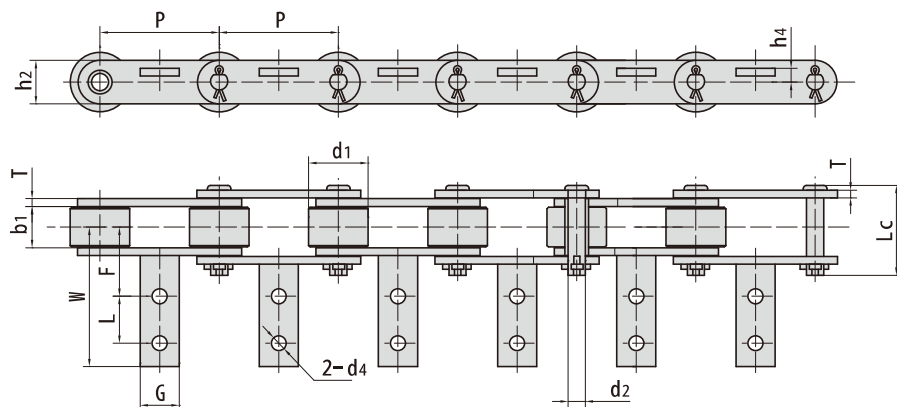


东华链号 Donghua Chain No.	G	F <sub>1</sub>	F <sub>2</sub>	W <sub>1</sub>	W	d <sub>4</sub>	d <sub>5</sub>
	mm	mm	mm	mm	mm	mm	mm
C 2082F35	30.0	33.0	32.0	45.7	86.7	8.8	24.0
C 2082HF70	30.0	34.0	32.0	44.0	85.0	8.6	24.0
C 2082F78	30.0	28.5	32.0	45.7	86.7	8.8	24.0

东华链号 Donghua Chain No.	节距 Pitch	滚子直径 Roller diameter	内节内宽 Width between inner plates	销轴直径 Pin diameter	销轴长度 Pin length		链板高度 Plate depth	链板厚度 Plate thickness	抗拉强度 Tensile strength	平均抗拉强度 Average tensile strength	每米长重 Weight per meter
	P	d <sub>1</sub> max	b <sub>1</sub> min	d <sub>2</sub> max	L max	L <sub>c</sub> max	h <sub>2</sub> max	T max	Q <sub>min</sub>	Q <sub>0</sub>	q
	mm	mm	mm	mm	mm	mm	mm	mm	kN/bf	kN	kg/m
C 2082F35	50.8	28.58	15.75	7.92	32.7	36.5	24.0	3.25	55.6/12500	60.0	3.37
C 2082HF70	50.8	28.58	15.75	7.92	36.2	38.9	24.0	4.00	55.6/12500	60.0	3.31
C 2082F78	50.8	28.58	15.75	7.92	32.7	36.5	24.0	3.25	55.6/12500	60.0	3.37

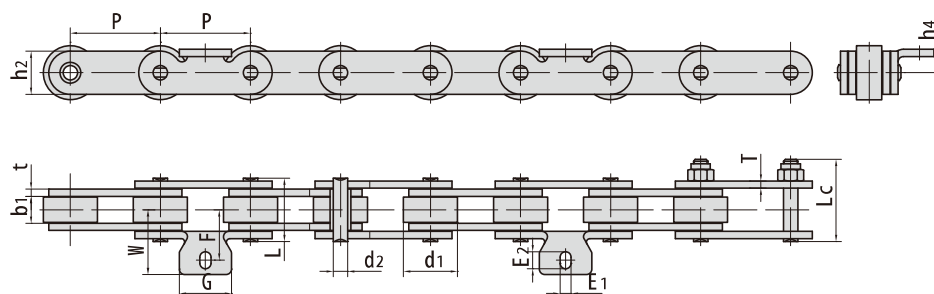


# 烟草机械输送链 Tobacco conveyor chains



东华链号 Donghua Chain No.	G	L	F	W	h4	d4
	mm	mm	mm	mm	mm	mm
P76.2F30	25.0	31.8	44.5	89.8	9.0	9.7

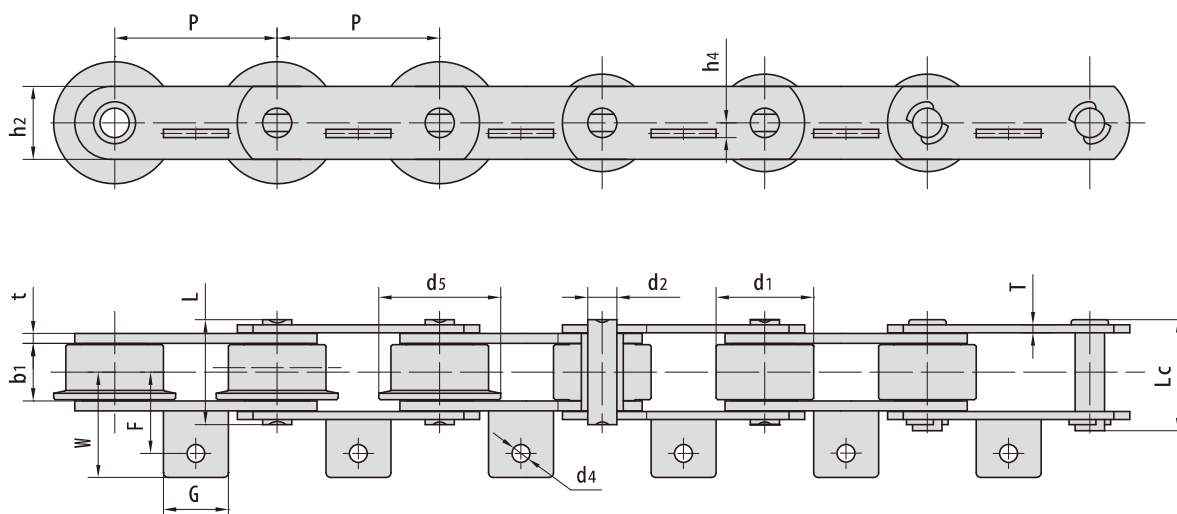
东华链号 Donghua Chain No.	节距 Pitch	滚子直径 Roller diameter	内节内宽 Width between inner plates	销轴直径 Pin diameter	销轴长度 Pin length	链板高度 Plate depth	链板厚度 Plate thickness	抗拉强度 Tensile strength	平均抗拉强度 Average tensile strength	每米长重 Weight per meter
	P	d1 max	b1 min	d2 max	Lc max	h2 max	T max	Q <sub>min</sub>	Q <sub>0</sub>	q
	mm	mm	mm	mm	mm	mm	mm	kN/bf	kN	kg/m
P76.2F30	76.2	38.0	24.0	11.0	55.0	28.7	5.0	75/16860	80.0	5.67



东华链号 Donghua Chain No.	G	F	W	h4	E1	E2
	mm	mm	mm	mm	mm	mm
P50F46	29.0	27.5	36.5	13.0	6.2	9.5

东华链号 Donghua Chain No.	节距 Pitch	滚子直径 Roller diameter	内节内宽 Width between inner plates	销轴尺寸 Pin dimension			链板高度 Plate depth	链板厚度 Plate thickness	抗拉强度 Tensile strength	平均抗拉强度 Average tensile strength	每米长重 Weight per meter
	P	d1 max	b1 min	d2 max	L max	Lc max	h2 max	t/T max	Q <sub>min</sub>	Q <sub>0</sub>	q
	mm	mm	mm	mm	mm	mm	mm	mm	kN/bf	kN	kg/m
P50F46	50.0	30.0	14.5	8.0	35.5	45.6	24.0	4.0	50/11240	55.0	3.73

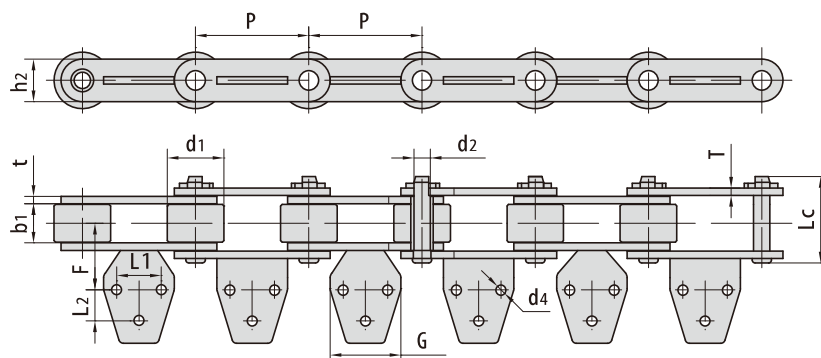
## 烟草机械输送链 Tobacco conveyor chains



东华链号 Donghua Chain No.	G	F	W	h4	d4
	mm	mm	mm	mm	mm
P100F74	40.0	55.00	73.0	8.0	12.0
P100F171	40.0	55.00	73.5	10.0	12.0
P100F173A1	40.0	47.25	64.3	9.5	11.0
P100F260A1	40.0	55.00	73.0	8.0	12.0
P160F104A1	50.0	64.00	99.0	15.0	13.0

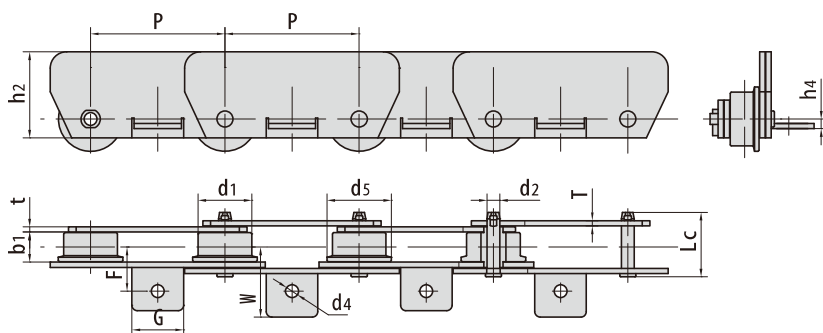
东华链号 Donghua Chain No.	节距 Pitch	滚子直径 Roller diameter	内节内宽 Width between inner plates	销轴直径 Pin diameter	销轴长度 Pin length	链板高度 Plate depth	链板厚度 Plate thickness	抗拉强度 Tensile strength	平均抗拉强度 Average tensile strength	每米长重 Weight per meter
	P	d1 max d5 max	b1 min	d2 max	L max Lc max	h2 max	t/T max	Q <sub>m</sub> min	Q <sub>0</sub>	q
	mm	mm mm	mm	mm	mm mm	mm	mm	kN/bf	kN	kg/m
P100F74	100.0	60.0 -	34.0	18.0	- 69.0	45.0	6.0/5.0	140/31470	150.0	13.80
P100F171	100.0	60.0 -	35.0	18.0	65.0 69.5	41.0	6.0/5.0	140/31470	150.0	13.17
P100F173A1	100.0	60.0 75.0	36.0	18.0	65.0 70.5	45.0	6.0/5.0	140/31470	150.0	16.10
P100F260A1	100.0	60.0 -	34.0	18.0	- 63.0	45.0	4.0	120/26977	130.0	11.20
P160F104A1	160.0	80.0 96.0	48.0	25.0	95.5 102.0	65.0	10.0/8.0	315/70812	330.7	28.30

## 烟草机械输送链 Tobacco conveyor chains



东华链号 Donghua Chain No.	G	F	L1	L2	d4
	mm	mm	mm	mm	mm
P76.2F63A3	47.5	44.7	30.0	21.0	6.7

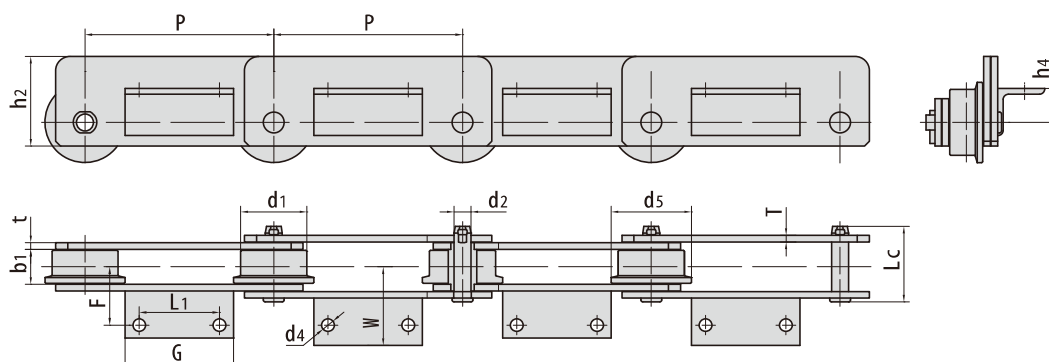
东华链号 Donghua Chain No.	节距 Pitch	滚子直径 Roller diameter	内节内宽 Width between inner plates	销轴尺寸 Pin dimension		链板高度 Plate depth	链板厚度 Plate thickness	抗拉强度 Tensile strength	平均抗拉强度 Average tensile strength	每米长重 Weight per meter
	P	d1 max	b1 min	d2 max	Lc max	h2 max	t/T max	Q <sub>min</sub>	Q <sub>0</sub>	q
	mm	mm	mm	mm	mm	mm	mm	kN/bf	kN	kg/m
P76.2F63A3	76.2	38.1	25.2	11.0	57.0	28.7	5.0	80/17984	88.0	7.10



东华链号 Donghua Chain No.	G	F	W	h4	d4
	mm	mm	mm	mm	mm
M 80F36A1-F-125	48.0	41.0	65.0	9.0	12.0

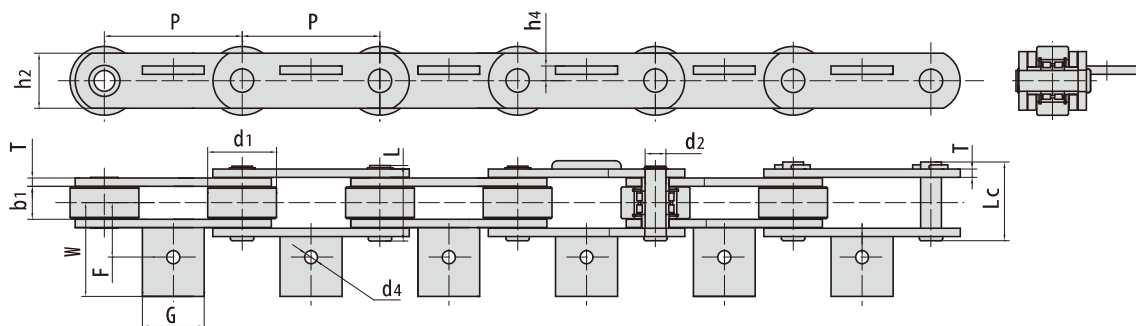
东华链号 Donghua Chain No.	节距 Pitch	滚子直径 Roller diameter		内节内宽 Width between inner plates	销轴直径 Pin diameter		链板高度 Plate depth	链板厚度 Plate thickness	抗拉强度 Tensile strength	平均抗拉强度 Average tensile strength	每米长重 Weight per meter
	P	d <sub>max</sub> 1	d <sub>max</sub> 5	b <sub>min</sub> 1	d <sub>max</sub> 2	L <sub>max</sub> c	h <sub>max</sub> 2	t/T <sub>max</sub>	Q <sub>min</sub>	Q <sub>0</sub>	q
	mm	mm	mm	mm	mm	mm	mm	mm	kN/bf	kN	kg/m
M 80F36A1-F-125	125.0	50.0	60.0	28.0	12.0	60.0	80.0	5.0	80/17984	88.0	12.50

## 烟草机械输送链 Tobacco conveyor chains



东华链号 Donghua Chain No.	G	L <sub>1</sub>	F	W	h <sub>4</sub>	d <sub>4</sub>
	mm	mm	mm	mm	mm	mm
M 160F57A2-F-200	115.0	85.0	62.0	83.3	36.0	13.5

东华链号 Donghua Chain No.	节距 Pitch	滚子直径 Roller diameter		内节内宽 Width between inner plates	销轴尺寸 Pin dimension		链板高度 Plate depth	链板厚度 Plate thickness	抗拉强度 Tensile strength	平均抗拉强度 Average tensile strength	每米长重 Weight per meter
	P	d <sub>1 max</sub>	d <sub>5 max</sub>	b <sub>1 min</sub>	d <sub>2 max</sub>	L <sub>c max</sub>	h <sub>2 max</sub>	t/T max	Q <sub>min</sub>	Q <sub>0</sub>	q
	mm	mm	mm	mm	mm	mm	mm	mm	kN/bf	kN	kg/m
M 160F57A2-F-200	200.0	70.0	90.0	37.0	18.0	80.0	95.0	7.0	160/15968	172.8	18.80




东华链号 Donghua Chain No.	G	F	W	h <sub>4</sub>	d <sub>4</sub>
	mm	mm	mm	mm	mm
P 200F33	90.0	79.0	136.0	21.5	14.0

东华链号 Donghua Chain No.	节距 Pitch	滚子直径 Roller diameter	内节内宽 Width between inner plates	销轴直径 Pin diameter	销轴长度 Pin length		链板高度 Plate depth	链板厚度 Plate thickness	抗拉强度 Tensile strength	平均抗拉强度 Average tensile strength	每米长重 Weight per meter
	P	d <sub>1 max</sub>	b <sub>1 min</sub>	d <sub>2 max</sub>	L max	L <sub>c max</sub>	h <sub>2 max</sub>	T max	Q <sub>min</sub>	Q <sub>0</sub>	q
	mm	mm	mm	mm	mm	mm	mm	mm	kN/bf	kN	kg/m
P 200F33	200.0	100.0	48.0	30.0	107.0	112.0	80.0	12.0	648/145670	680.0	37.8

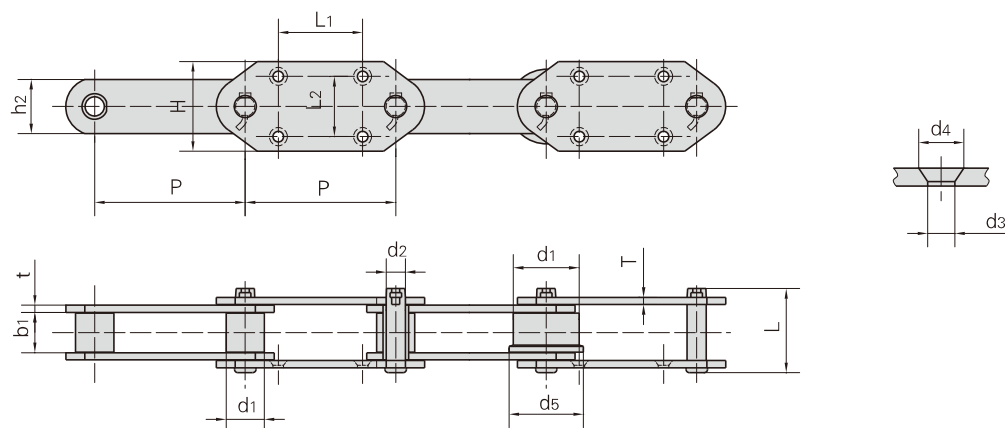


# 工程链

## ENGINEERING CHAINS

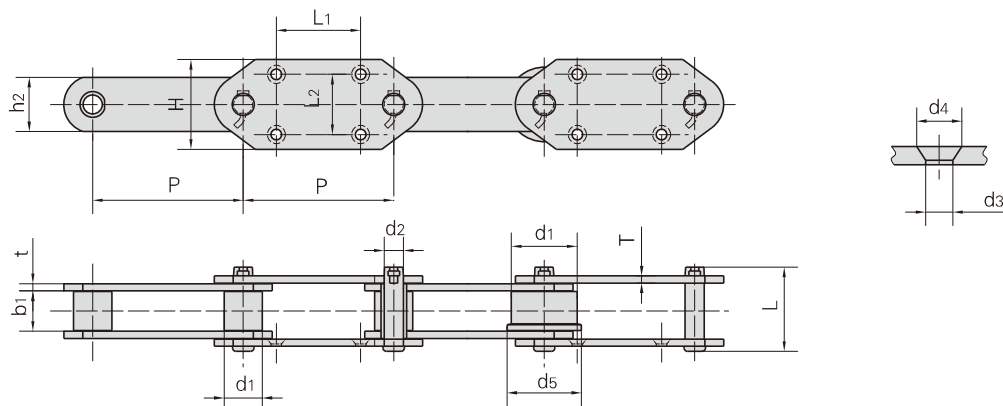


# 提升机用输送链 Conveyor chains for elevator



东华链号 Donghua Chain No.	节距 Pitch	滚子直径 Roller diameter		内节内宽 Width between innerplates	销轴直径 Pin diameter	销轴长度 Pin length	链板高度 Plate depth	链板厚度 Plate thickness	抗拉强度 Tensile strength	平均抗拉强度 Average tensile trength	每米重量 Weight per meter
	P	d1 max	d5	b1 min	d2 max	L max	h2 max	t/T max	Q min	Q <sub>0</sub>	q
	mm	mm	mm	mm	mm	mm	mm	mm	kN/bf	kN	kg/m
P95	95.0	50.8	58.0	30.0	13.50	70.0	38.0	6.0	75.0/16871	82.5	9.93
P100F225-G4	100.0	40.0	-	22.0	11.30	53.5	32.0	4.5	69.0/15511	75.9	5.00
P100F269-G4	100.0	48.5	-	57.6	25.40	120.0	75.0	10.0	550.0/123640	605.0	31.10
P125F61-G4	125.0	63.5	-	67.4	32.00	141.0	90.0	12.0	750.0/168600	825.0	47.00
P125F62-G4	125.0	70.0	-	75.0	36.00	168.0	100.0	16.0	1000.0/224800	1100.0	68.60
P150F142-G4	150.0	78.0	-	80.0	39.00	172.0	120.0	16.0	1350.0/303480	1485.0	78.90
RF10150RF1	150.0	50.0	60.0	30.0	14.50	69.0	38.1	8.0/6.3	200.0/44992	220.0	8.64
P150F47	150.0	54.0	-	40.0	27.00	112.0	68.5	12.0	600.0/67487	680.0	25.70
RF10150RF1-G4	150.0	29.0	-	30.0	14.50	69.0	38.1	6.3	200.0/44960	220.0	16.70
P152F41	152.4	38.1	-	36.0	15.50	90.0	50.0	8.0	150.0/33743	165.0	11.91
P152F236-G4	152.4	36.0	-	36.5	18.00	87.0	50.0	8.0	280.0/62944	308.0	12.10
RF17200MF1-G-4	200.0	44.5	-	51.4	19.10	120.0	60.0	10.0	245.0/55114	269.5	17.60
RF17200MF2-G-4	200.0	44.5	-	51.4	19.10	109.5	50.8	9.5	213.0/47916	243.0	15.10
P200F128-G4	200.0	50.8	-	56.6	24.00	120.0	70.0	9.5	450.0/101164	490.0	19.40
P200F130-G4	200.0	44.5	-	51.8	19.10	113.0	60.0	10.0	321.0/72164	353.1	17.80
P250F6	250.0	63.5	-	67.0	31.80	146.0	90.0	12.0	900.0/101230	495.0	31.70
P250F66	250.0	80.0	-	51.4	19.10	109.5	50.8	9.5	329.0/73962	378.0	19.79
P250F71S5	250.0	100.0	125.0	79.0	22.00	120.0	64.0	10.0	320.0/71939	368.0	29.80
P250F87-G4	250.0	80.0	-	51.4	22.00	109.0	50.8	9.5	329.0/73959	361.9	19.60
P250F110-G4	250.0	80.0	105.0	51.5	19.10	110.0	50.0	9.0	356.4/80119	392.0	18.30
P250F163	250.0	70.0	-	76.0	35.00	165.0	100.0	16.0	1100.0/247280	1210.0	44.10
P300F1	300.0	70.0	-	75.0	35.00	174.0	100.0	16.0	1065.0/239580	1118.0	47.47
P350F2-G4	350.0	85.0	-	85.0	41.75	189.5	115.0	16.0	1200.0/269772	1372.0	48.43

## 提升机用输送链 Conveyor chains for elevator

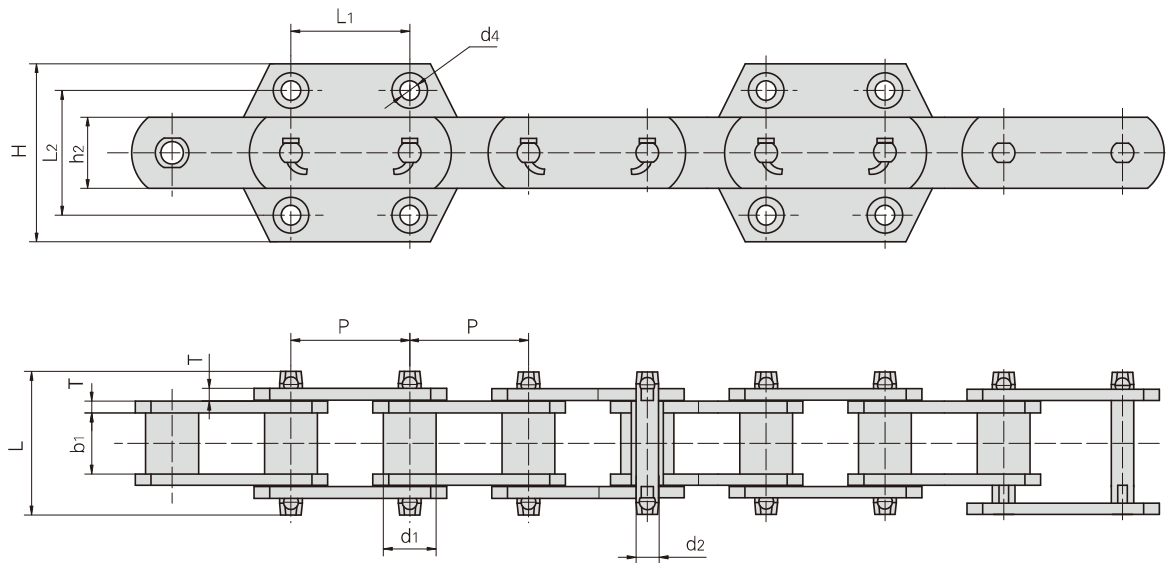


东华链号 Donghua Chain No.	P	H	L <sub>1</sub>	L <sub>2</sub>	d <sub>3</sub>	d <sub>4</sub>
	mm	mm	mm	mm	mm	mm
P95	95.0	95.0	50.0	70.0	12.0	21.0
P100F225-G 4	100.0	80.0	50.0	50.0	10.0	15.0
P100F269-G 4	100.0	75.0	100.0	106.0	18.0	30.0
P125F61-G 4	125.0	180.0	125.0	130.0	18.0	33.0
P125F62-G 4	125.0	180.0	125.0	130.0	18.0	33.0
R F10150R F1	150.0	100.0	75.0	70.0	11.0	20.0
P150F47	150.0	110.0	75.0	75.0	12.0	22.0
P150F142-G 4	150.0	120.0	150.0	170.0	22.0	38.0
R F10150R F1-G 4	150.0	110.0	75.0	70.0	11.0	20.0
P152F41	152.4	110.0	75.0	70.0	14.5	25.0
P152F236-G 4	152.4	110.0	75.0	70.0	14.0	27.0
R F17200M F1-G-4	200.0	125.0	100.0	80.0	18.0	33.0
R F17200M F2-G-4	200.0	120.0	100.0	80.0	15.0	26.0
P200F128-G 4	200.0	130.0	100.0	80.0	18.0	31.0
P200F130-G 4	200.0	125.0	100.0	80.0	18.0	30.0
P250F6	250.0	150.0	140.0	100.0	17.7	30.0
P250F66	250.0	150.0	140.0	100.0	15.0	26.0
P250F71S	250.0	150.0	110.0	100.0	18.0	-
P250F87-G 4	250.0	150.0	140.0	100.0	15.0	26.0
P250F110-G 4	250.0	125.0	150.0	80.0	14.0	27.0
P250F163	250.0	151.0	140.0	100.0	18.0	30.0
P300F1	300.0	180.0	170.0	120.0	22.0	39.0
P350F2-G 4	350.0	210.0	225.0	140.0	26.0	42.2



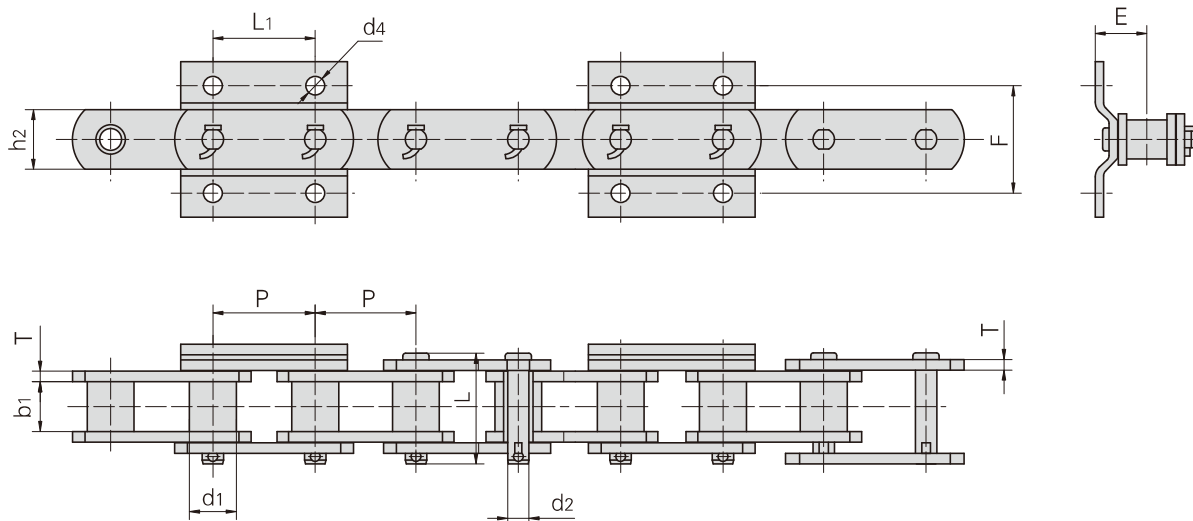


## 提升机用输送链 Conveyor chains for elevator



提升机 型号 Elevator type	东华链号 Donghua Chain No.	节距 Pitch	滚子直径 Roller diameter	内节内宽 Width between inner plates	销轴直径 Pin diameter	销轴长度 Pin length	链板高度 Plate depth	链板厚度 Plate thickness	附板尺寸 Attachment dimension				抗拉强度 Tensile strength
		P	d1	b1	d2	L	h2	T	H	L1	L2	d4	Q <sub>min</sub>
		mm	mm	mm	mm	mm	mm	mm	mm	mm	mm	mm	kN/bf
	P100F112.04	100.0	44.5	52.0	19.30	120.0	60.0	10.0	150	100	105	18.5	350.0/78735
	P100F107.04	100.0	50.8	58.0	25.40	120.0	75.0	10.0	150	100	105	18.5	550.0/123726
NE15	P101.6F92	101.6	26.5	27.0	11.50	70.0	35.0	6.0	-	40	90	12.0	100.0/22495
NE30	P152F119	152.4	36.0	36.5	15.50	90.0	50.0	8.0	-	60	120	14.0	240.0/53990
NE50	P152F120	152.4	36.0	36.5	15.50	90.0	50.0	8.0	110	75	70	14.0	240.0/53990
	P152F126	152.4	34.9	37.1	15.80	88.0	44.5	7.9	110	75	70	15.0	186.2/41887
NE100	P200F64	200.0	44.5	51.8	19.10	120.0	60.0	10.0	125	100	80	18.0	380.0/85484
NE150	P200F65	200.0	48.5	57.6	22.20	120.0	75.0	10.0	125	100	80	18.0	550.0/123727
	P200F63	200.0	48.5	57.6	22.20	125.0	75.0	10.0	125	100	80	18.5	315.0/70861
NE200	P250F42	250.0	63.5	67.4	31.75	143.0	90.0	12.0	150	140	100	18.0	750.0/168718
NE300	P250F43	250.0	63.5	67.4	31.75	146.0	90.0	12.0	150	140	100	18.0	750.0/168718
NE400	P300F9	300.0	70.0	75.0	35.00	170.0	100.0	16.0	180	170	125	22.0	1065.0/239580

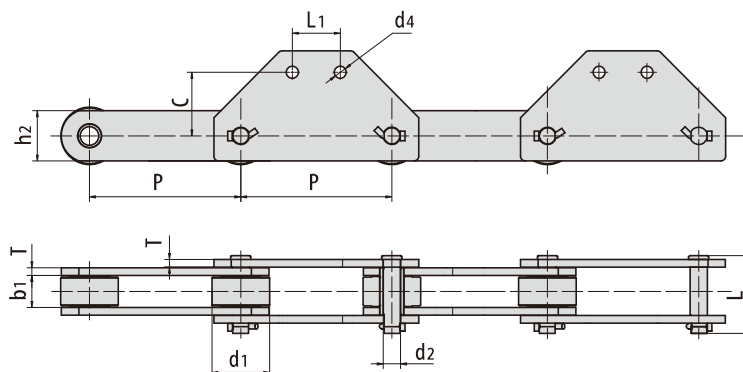
## 提升机用输送链 Conveyor chains for elevator



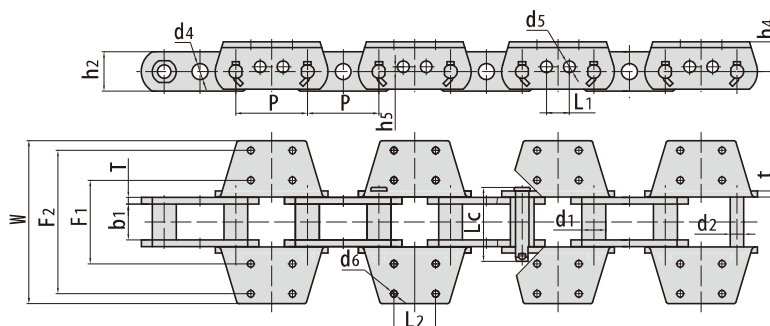
东华链号 Donghua Chain No.	节距 Pitch	滚子直径 Roller diameter	内节内宽 Width between inner plates	销轴直径 Pin diameter	销轴长度 Pin length	链板高度 Plate depth	链板厚度 Plate thickness	附板尺寸 Attachment dimension				抗拉强度 Tensile strength
	P	d <sub>1 max</sub>	b <sub>1 min</sub>	d <sub>2</sub>	L	h <sub>2</sub>	T	F	L <sub>1</sub>	d <sub>4</sub>	E	Q <sub>min</sub>
	mm	mm	mm	mm	mm	mm	mm	mm	mm	mm	mm	kN/bf
P 75F 18	75.0	29.0	30.0	14.5	69.0	38.1	6.3	80.0	75.0	14.0	38.5	204.9/46094
P 75F 22	75.0	32.0	37.1	15.9	86.5	44.5	7.9	75.0	75.0	14.0	46.5	253.6/57049
P 75F 24	75.0	29.0	30.0	14.5	69.0	38.1	6.3	80.0	75.0	14.0	38.5	204.9/46093
P 75F 41-G 4	75.0	29.0	29.4	14.5	69.0	38.1	6.3	80.0	75.0	14.0	68.5	205.0/46084
P 75F 48-G 4	75.0	29.0	30.0	14.5	69.0	38.1	6.3	80.0	75.0	14.0	38.5	205.0/46084
P 75F 59-G 4	75.0	29.0	30.0	14.5	69.0	38.1	6.3	80.0	75.0	14.0	38.5	205.0/46084
M 224F 36-S-75	75.0	42.0	47.0	21.0	97.0	56.0	8.0	100.0	75.0	18.0	55.0	224.0/50909
P 76.2F 31	76.2	34.9	37.1	17.0	86.5	44.5	7.9	80.0	75.0	14.0	46.5	253.6/57009
P 76.2F 51-G 4	76.2	35.0	37.0	18.0	86.5	50.0	8.0	80.0	75.0	14.0	43.5	290.0/65192
P 76.2F 55-G 4	76.2	34.9	37.1	15.9	84.6	44.5	7.9	80.0	75.0	14.0	46.5	253.6/57009
P 76.2F 81-G 4	76.2	35.0	37.0	18.0	94.0	45.0	10.0	80.0	75.0	14.0	46.0	342.0/76882
P 100F 97	100.0	40.1	51.4	19.1	109.5	50.8	9.5	100.0	100.0	16.0	58.0	351.0/78960
P 100F 127-G 4	100.0	50.0	57.5	24.0	117.0	63.5	9.5	100.0	100.0	16.0	62.5	470.0/105730
P 100F 371-G 4	100.0	40.0	51.5	20.0	111.5	55.0	10.0	100.0	100.0	16.0	55.0	420.0/94416
P 125F 41	125.0	57.0	67.0	28.0	147.0	76.0	12.5	110.0	125.0	18.0	77.0	690.0/155112
P 125F 47-G 4	125.0	60.0	67.0	36.0	142.0	90.0	12.0	110.0	125.0	19.0	70.6	613.0/137802
P 150F 97-G 4	150.0	35.0	37.0	18.0	86.5	50.0	8.0	80.0	75.0	14.0	43.0	280.0/62944

# 提升机用输送链

## Conveyor chains for elevator



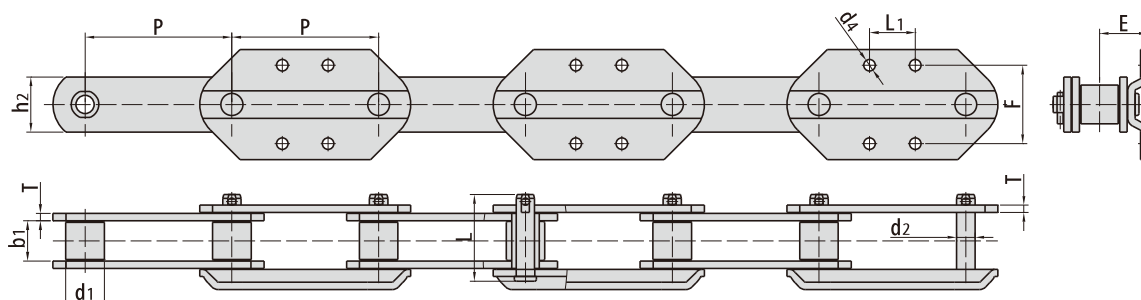
东华链号 Donghua Chain No.	节距 Pitch	滚子直径 Roller diameter	内节内宽 Width between inner plates	销轴直径 Pin diameter	销轴长度 Pin length	链板高度 Plate depth	链板厚度 Plate thickness	附板尺寸 Attachment dimension			抗拉强度 Tensile strength
	P	d1 max	b1 min	d2	L	h2	T	L1	C	d4	Q <sub>min</sub>
	mm	mm	mm	mm	mm	mm	mm	mm	mm	mm	kN/bf
P 315F12	315.0	120.0	66.5	36.0	162.0	105.0	16.0	100.0	133.0	25.0	1000/224958
P 500F4	500.0	150.0	120.0	50.0	227.0	130.0	20.0	400.0	120.0	26.0	2650/596138



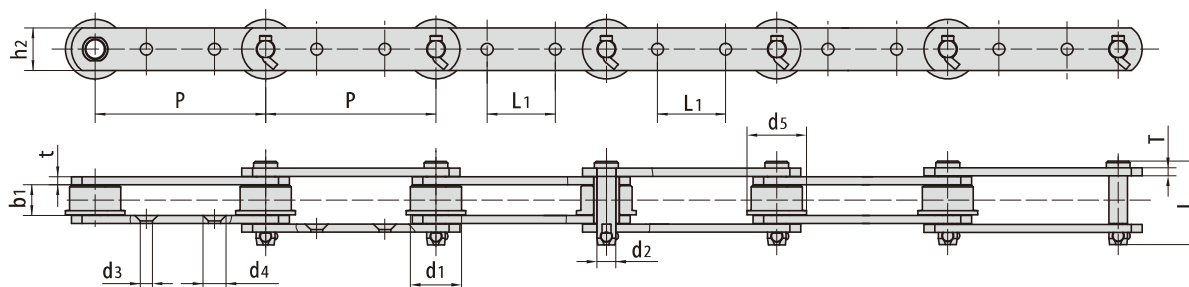
东华链号 Donghua Chain No.	节距 Pitch	套筒直径 Bush diameter	内节内宽 Width between inner plates	销轴直径 Pin diameter	销轴长度 Pin length	链板高度 Inner Plate depth	链板厚度 Plate thickness	抗拉强度 Tensile strength	平均抗拉强度 Average tensile strength	每米长重 Weight per meter
	P	d1 max	b1 min	d2 max	Lc max	h2 max	t/T	Q <sub>min</sub>	Q <sub>o</sub>	q
	mm	mm	mm	mm	mm	mm	mm	kN/bf	kN	kg/m
P 152F172	152.4	50.8	76.2	28.6	157.5	83.60	14.2/12.7	431.0/96889	474.1	47.7
P 152F193K2	152.4	44.5	76.2	25.4	152.0	76.2	12.7/12.7	431.0/96889	474.1	35.3
P 152F201K4	152.4	44.5	76.2	25.4	152.0	82.55	12.7/12.7	431.0/96889	474.1	44.5

东华链号 Donghua Chain No.	P	h4	h5	F1	F2	W	L1	L2	d4	d5	d6
	mm	mm	mm	mm	mm	mm	mm	mm	mm	mm	mm
P 152F172	152.4	63.50	10.0	178.0	305.0	347.0	48.8	88.9	25.0	25.0	14.2
P 152F193K2	152.4	47.75	10.0	184.0	-	241.0	48.8	63.5	34.0	25.0	17.5
P 152F201K4	152.4	63.50	-	177.8	304.8	355.6	-	88.9	-	-	14.3

# 提升机用输送链 Conveyor chains for elevator

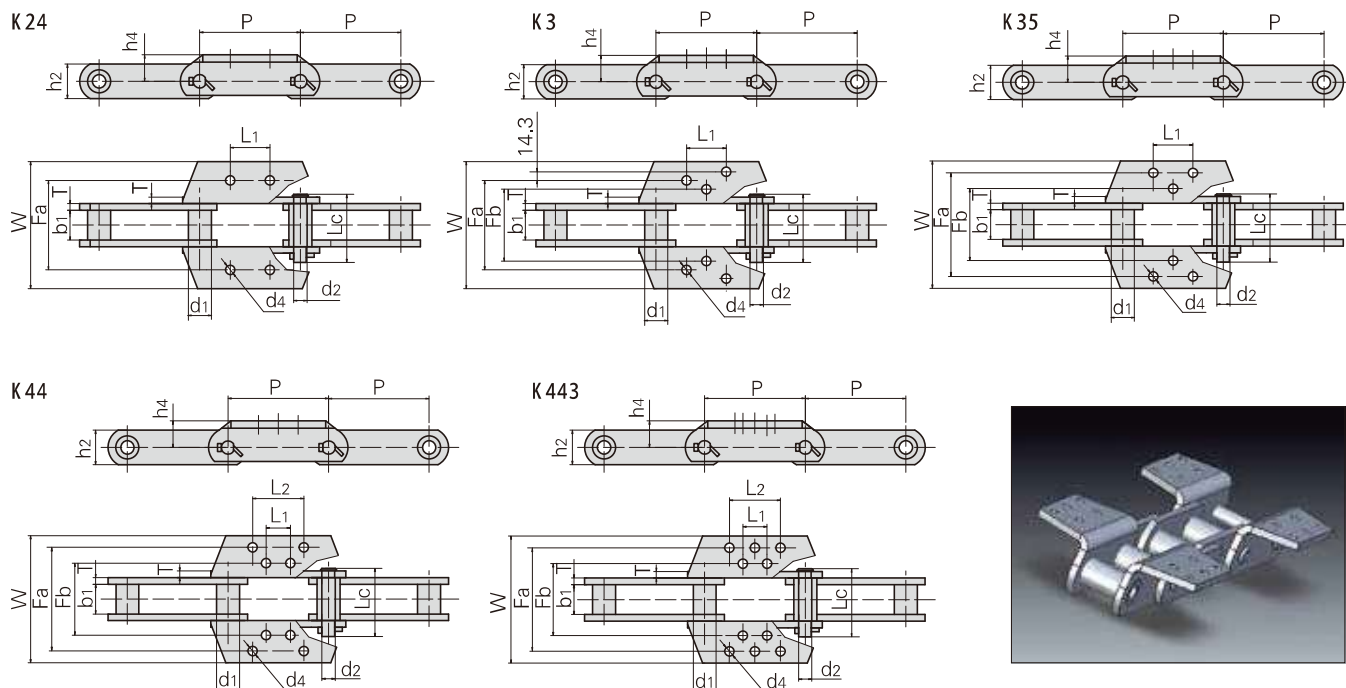


东华链号 Donghua Chain No.	节距 Pitch	滚子直径 Roller diameter	内节内宽 Width between inner plates	销轴直径 Pin diameter	销轴长度 Pin length	链板高度 Plate depth	链板厚度 Plate thickness	附板尺寸 Attachment dimension				抗拉强度 Tensile strength
	P	d1 max	b1 min	d2	L	h2	T	F	L1	d4	E	Q min
	mm	mm	mm	mm	mm	mm	mm	mm	mm	mm	mm	kN/bf
P160F61-G4	160.0	42.0	44.0	20.0	94.3	60.00	8.0	85.5	50.0	12.5	53.0	250.0/56202
P200F95-G4	200.0	34.9	37.1	15.9	86.4	44.45	7.9	100.0	100.0	15.0	45.0	280.0/62947
P200F153-G4	200.0	34.9	37.1	15.9	86.4	44.45	7.9	100.0	100.0	15.0	45.0	280.0/62947
RF17200S-G4	200.0	40.1	51.4	19.1	109.5	50.80	9.5	100.0	100.0	15.0	65.0	360.0/80931



东华链号 Donghua Chain No.	节距 Pitch	滚子直径 Roller diameter		内节内宽 Width between inner plates	销轴直径 Pin diameter	销轴长度 Pin length	链板高度 Plate depth	链板厚度 Plate thickness	附件尺寸 Attachment dimension			抗拉强度 Tensile strength	每米长重 Weight per meter
	P	d1 max	d5 max	b1 min	d2 max	L max	h2 max	t/T max	L1 max	d3 max	d4 max	Q min	q
	mm	mm	mm	mm	mm	mm	mm	mm	mm	mm	mm	kN/bf	kg/m
P75F39-G2	75.0	31.8	—	16.0	8.0	41.0	22.0	3.2	30.0	8.0	13.5	30/6744	2.80
P200F70	200.0	60.0	70.0	35.0	22.0	98.0	50.0	9.5	80.0	14.0	27.0	320/71940	13.52

## 提升机用输送链 Conveyor chains for elevator

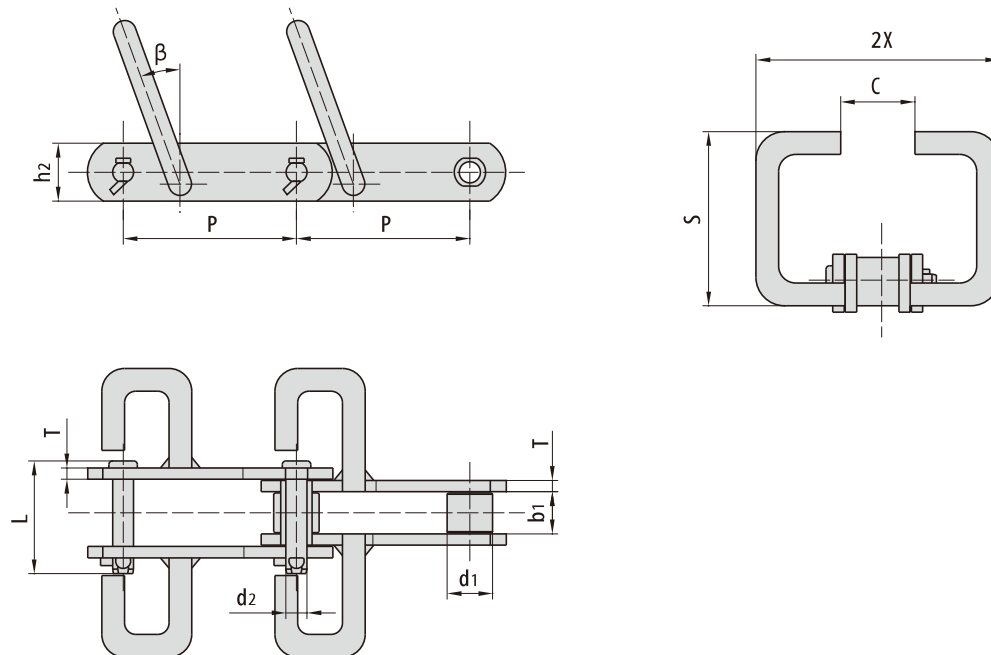


东华链号 Donghua Chain No.	节距 Pitch	套筒直径 Bush diameter	内节内宽 Width between inner plates	销轴直径 Pin diameter	销轴长度 Pin length	链板高度 Plate depth	链板厚度 Plate thickness	抗拉强度 Tensile strength	平均抗拉强度 Average tensile strength	每米长重 Weight per meter
	P mm	d <sub>1</sub> mm	b <sub>1</sub> mm	d <sub>2</sub> mm	L mm	h <sub>2</sub> mm	t/T mm	Q <sub>m</sub> n kN/bf	Q <sub>o</sub> kN	kg/m
856	152.4	44.5	76.2	25.40	155.5	63.5	12.7	539/121252	592.9	24.5
857	152.4	44.5	76.2	25.40	155.5	82.6	12.7	775/174342	852.5	30.0
859	152.4	60.3	95.3	31.75	190.0	101.6	16.0	1180/265450	1298.0	51.0
864	177.8	60.3	95.3	31.75	190.0	101.6	16.0	1230/276698	1353.0	51.0
S859F1-K4	152.4	60.4	95.3	31.75	189.5	101.6	16.0	690.0/155112	759.0	73.8
S984F3-K443	177.8	63.5	95.3	35.00	204.0	101.6	16.0	689.4/154977	758.3	74.0
S864F3-K443	177.8	60.4	95.3	31.75	189.5	101.6	16.0	1045.0/234916	1149.5	69.8

东华链号 Donghua Chain No.	附件类型 Attachment type	附板尺寸 Attachment dimension									每件重量 Weight per att
		P mm	h <sub>4</sub> mm	Fb mm	Fa mm	W mm	L <sub>1</sub> mm	L <sub>2</sub> mm	T mm	d <sub>4</sub> mm	
856	K24	152.4	47.6	—	184.2	241	63.5	—	12.7	18.0	1.5
856	K3	152.4	47.6	166.7	277.8	344	70.0	—	12.7	15.0	2.8
856	K35	152.4	47.6	184.2	298.5	344	63.5	—	12.7	18.0	2.8
859	K44	152.4	76.2	228.6	330.2	381	70.0	114.5	16.0	17.5	5.0
864	K443	177.8	76.2	228.6	330.2	381	95.3	140.0	16.0	17.5	7.5
S859F1-K4	K44	152.4	76.2	228.6	330.2	381	69.9	114.3	16.0	17.5	5.5
S984F3-K443	K443	177.8	76.2	228.6	330.2	378	95.3	139.7	16.0	17.5	6.4
S864F3-K443	K443	177.8	76.2	228.6	330.2	381	95.3	139.7	16.0	17.5	6.2

## 刮板输送链 Scraper conveyor chains

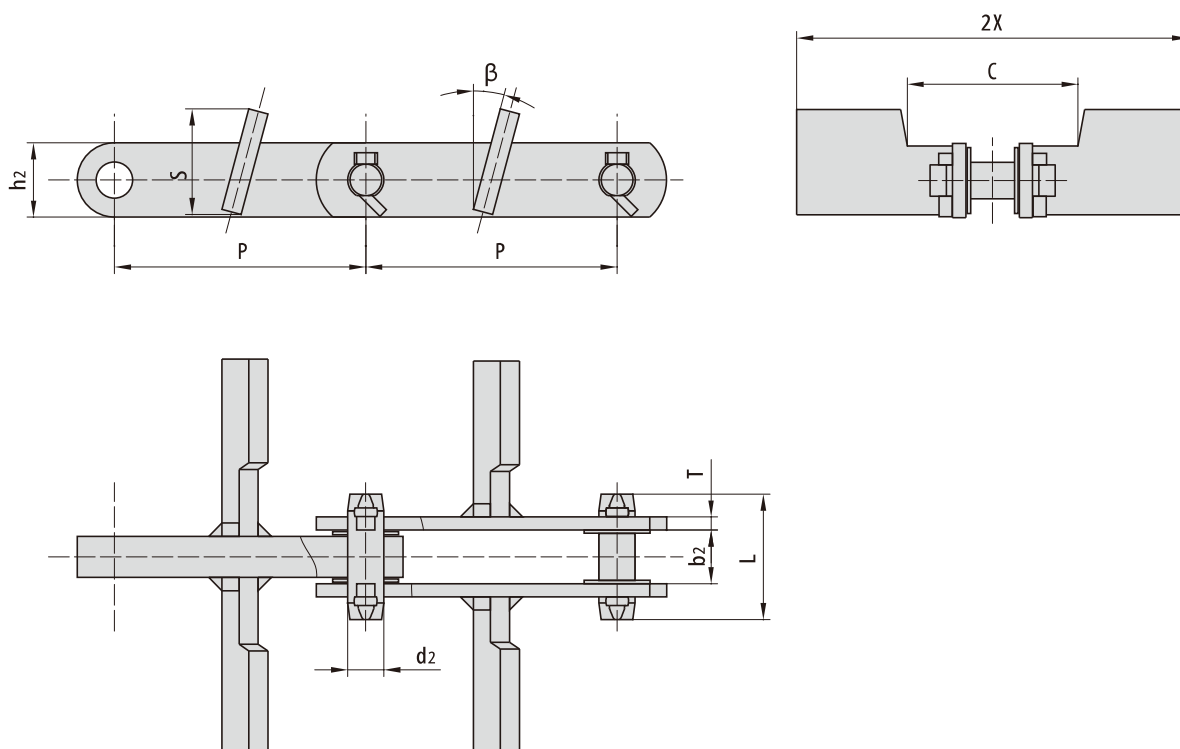
行进方向  
Direction of travel



东华链号 Donghua Chain No.	节距 Pitch	滚子直径 Roller diameter	内节内宽 Width between inner plates	销轴直径 Pin diameter	销轴长度 Pin length	链板高度 Plate depth	链板厚度 Plate thickness	附板尺寸 Attachment dimension				抗拉强度 Tensile strength	每米重量 Weight per meter
	P	d1 max	b1	d2	L	h2	T	S	2X	C	β	Q	q
	mm	mm	mm	mm	mm	mm	mm	mm	mm	mm		kN/bf	kg/m
P 152F51	152.4	40.0	36.0	18.5	95.5	50.8	10.0	175.0	310.0	110.0	20°	170/38242	24.9
P 152F221	152.4	63.0	36.5	15.5	86.0	20.0	8.0	91.0	240.0	-	0°	200.0/44960	13.5
P 152F222	152.4	36.0	36.5	15.5	86.0	50.0	8.0	71.0	175.0	-	0°	200.0/44960	12.4
P 152F232	152.4	36.0	36.5	15.5	86.0	50.0	8.0	100.0	256.0	-	0°	240.0/53952	14.2

## 刮板输送机 Scraper conveyor chains

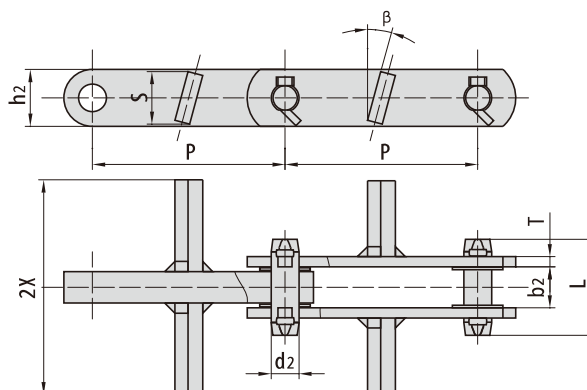
行进方向  
Direction of travel



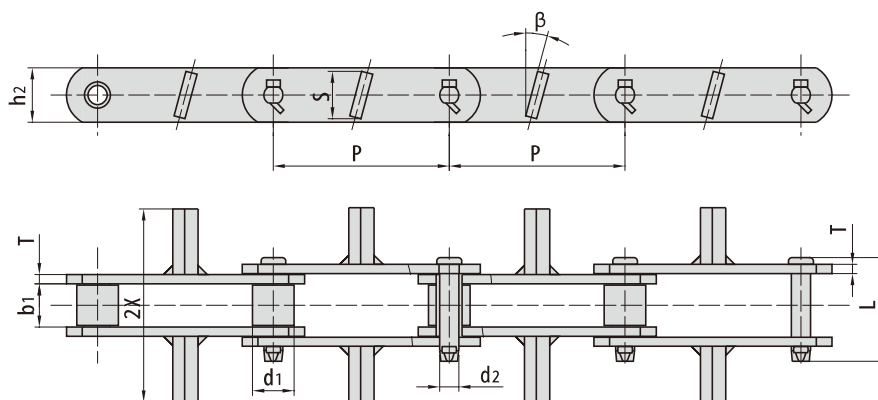
东华链号 Donghua Chain No.	节距 Pitch	外节内宽 Width between outer plates	销轴直径 Pin diameter	销轴长度 Pin length	链板高度 Plate depth	链板厚度 Plate thickness	附板尺寸 Attachment dimension				抗拉强度 Tensile strength	每米重量 Weight per meter
	P	b <sub>2</sub>	d <sub>2</sub>	L	h <sub>2</sub>	T	S	2X	C	β	Q	
	mm	mm	mm	mm	mm	mm	mm	mm	mm	°	kN/bf	kg/m
P 150F17A	150.0	25.0	18.5	67.3	38.1	10.0	115.0	180	112	15°	150/33743	14.50
P 152F45	152.4	32.5	22.0	76.0	45.0	8.0	64.0	326	104	15°	260/58489	20.40
P 152F45A	152.4	32.5	22.0	76.0	45.0	8.0	83.0	286	106	15°	260/58489	20.80
P 152F45B	152.4	32.5	22.0	76.0	45.0	8.0	64.0	276	106	15°	260/58489	18.00
P 152F45C	152.4	32.5	22.0	76.0	45.0	8.0	64.0	220	106	15°	260/58489	16.50
P 152F47	152.4	34.0	22.0	85.0	45.0	12.0	81.0	400	106	15°	400/89983	30.90
P 152F194	152.4	32.5	22.0	80.0	45.0	10.0	65.5	270	105	15°	240.0/50355	15.91
PR 152F2	152.4	36.5	15.9	87.0	45.0	8.0	60.0	180	120	15°	253.6/57009	13.20
P 152F226	152.4	32.5	22.0	80.0	42.0	10.0	76.8	270	79	15°	260.0/58448	20.10
P 200F29	200.0	40.5	35.0	104.0	80.0	13.0	168.0	420	112	15°	530/119227	50.60
P 200F29A	200.0	40.5	35.0	104.0	80.0	13.0	148.0	430	112	15°	530/119227	53.90
P 200F35	200.0	33.0	26.5	77.0	50.0	10.0	145.5	430	210	15°	400/89983	28.93

## 刮板输送机 Scraper conveyor chains

行进方向  
Direction of travel



东华链号 Donghua Chain No.	节距 Pitch	外节内宽 Width between outer plates	销轴直径 Pin diameter	销轴长度 Pin length	链板高度 Plate depth	链板厚度 Plate thickness	附板尺寸 Attachment dimension			抗拉强度 Tensile strength	每米重量 Weight per meter
	P	b <sub>2</sub>	d <sub>2</sub>	L	h <sub>2</sub>	T	S	2X	$\beta$	Q	q
	mm	mm	mm	mm	mm	mm	mm	mm		kN/bf	kg/m
P 101.6F20	101.6	16.5	17.46	53.7	38.0	6.0	34.0	210.0	45°	100/22496	7.26
P 150F17C	150.0	25.0	18.50	67.3	38.1	10.0	36.0	168.0	15°	150/33743	10.60
P 152F2	152.4	33.3	22.00	76.0	45.0	8.0	38.0	180.0	20°	260/58489	12.10
P 152F45D	152.4	32.5	22.00	76.0	45.0	8.0	42.0	170.0	15°	260/58489	13.50
P 152F45E	152.4	32.5	22.00	76.0	45.0	8.0	42.0	280.0	15°	260/58489	16.20
P 152F45F	152.4	32.5	22.00	76.0	45.0	8.0	42.0	227.0	15°	260/58489	14.90
P 152F46	152.4	40.8	25.00	86.0	50.0	9.0	49.0	290.0	15°	300/67487	20.80

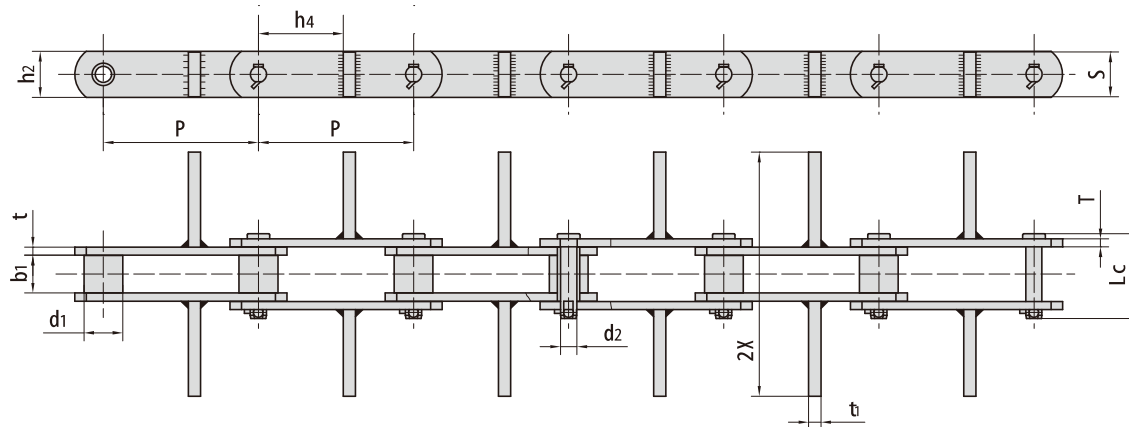


东华链号 Donghua Chain No.	节距 Pitch	内节内宽 Width between inner plates	滚子直径 Roller diameter	销轴直径 Pin diameter	销轴长度 Pin length	链板高度 Plate depth	链板厚度 Plate thickness	附板尺寸 Attachment dimension			抗拉强度 Tensile strength	每米重量 Weight per meter
	P	b <sub>1</sub>	d <sub>1</sub>	d <sub>2</sub>	L	h <sub>2</sub>	T	S	2X	$\beta$	Q	q
	mm	mm	mm	mm	mm	mm	mm	mm	mm		kN/bf	kg/m
P 152F48	152.4	37.6	36.0	16.5	90.0	47.0	8.0	42.0	170.0	15°	180/40492	12.1
R 0 6205M F3	152.4	37.0	38.1	15.9	88.0	45.0	8.0	42.0	170.0	15°	170/38242	12.4

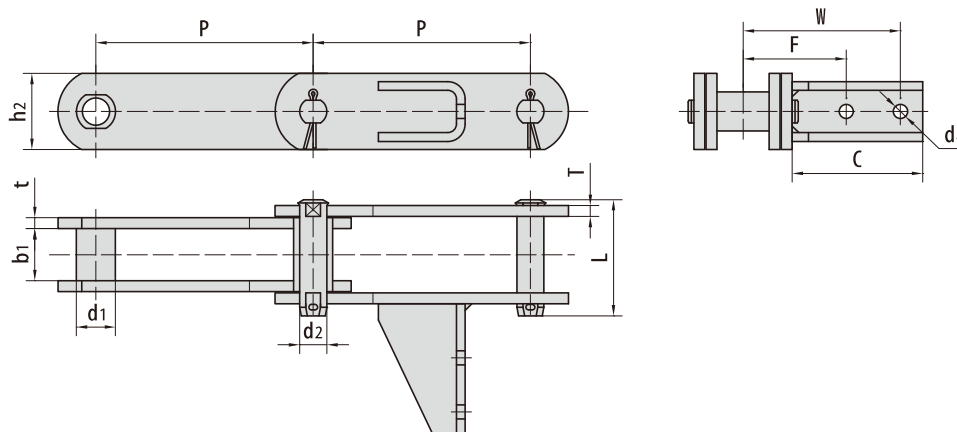


## 刮板输送机

### Scraper conveyor chains



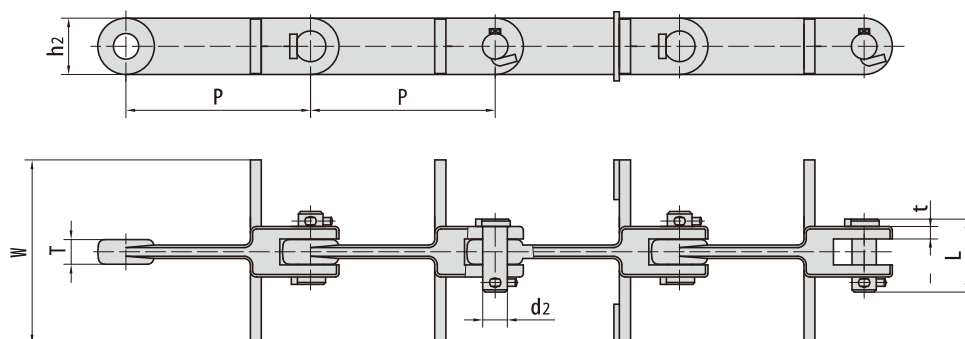
东华链号 Donghua Chain No.	节距 Pitch	内节内宽 Width between inner plates	滚子直径 Roller diameter	销轴直径 Pin diameter	销轴长度 Pin length	链板高度 Inner Plate depth	链板厚度 Plate thickness	附板尺寸 Attachment dimension				抗拉强度 Tensile strength	每米重量 Weight per meter
	P	$b_1$ min	$d_1$	$d_2$ max	$L_c$ max	$h_2$ max	$t/T$	$h_4$	S	2X	$t_i$	Q	q
	mm	mm	mm	mm	mm	mm	mm	mm	mm	mm	mm	kN/bf	kg/m
R F6205M F13	152.4	37.1	38.1	15.9	83.5	45.0	8.0	57.0	44.0	240.0	12.0	237.0/53278	14.54



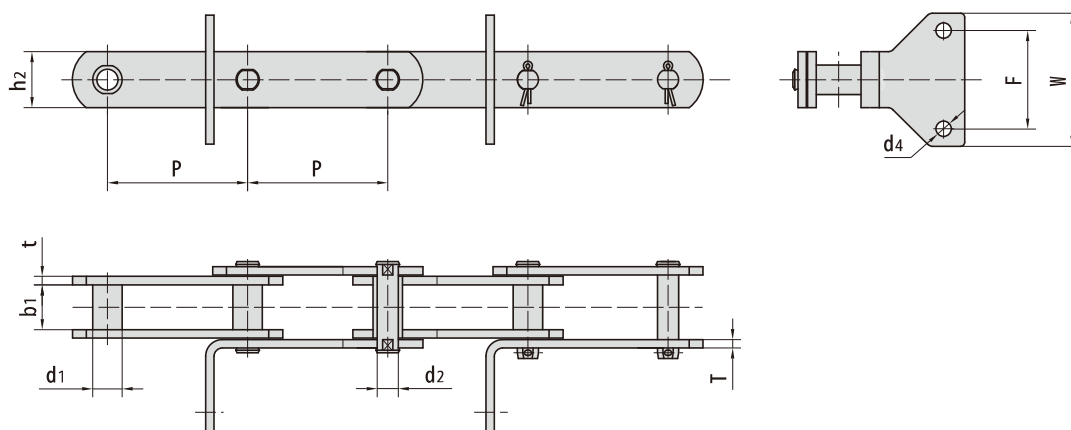
东华链号 Donghua Chain No.	节距 Pitch	内节内宽 Width between inner plates	套筒直径 Bush diameter	销轴直径 Pin diameter	销轴长度 Pin length	链板高度 Plate depth	链板厚度 Plate thickness	附板尺寸 Attachment dimension				抗拉强度 Tensile strength	每米重量 Weight per meter
	P	$b_1$ min	$d_1$ max	$d_2$ max	$L$ max	$h_2$	$t/T$	C	F	W	$d_4$	Q	q
	mm	mm	mm	mm	mm	mm	mm	mm	mm	mm	mm	kN/bf	kg/m
M 315F51-B-200	200.0	48.0	36.0	25.0	107.0	70.0	10.0	120.0	95.0	145.0	13.0	450/102273	21.94

## 刮板输送机

### Scraper conveyor chains



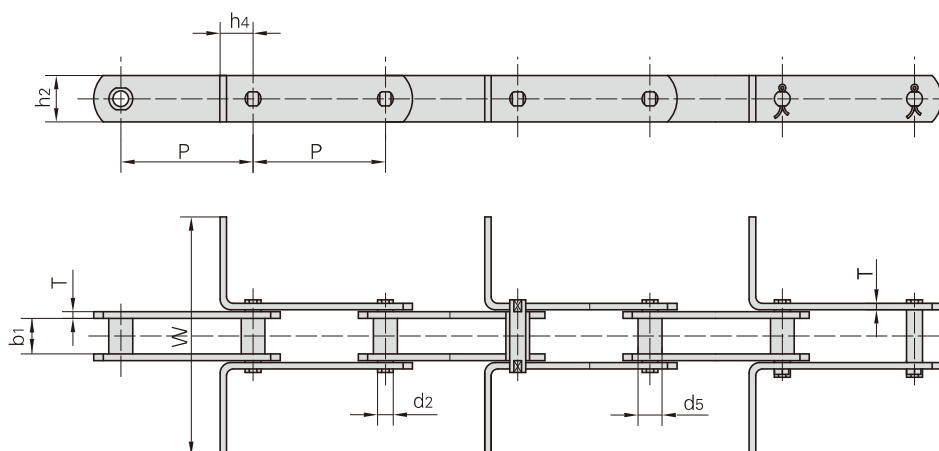
东华链号 Donghua Chain No.	节距 Pitch	销轴直径 Pin diameter	链板高度 Plate depth	销轴长度 Pin Length	链板厚度 Plate thickness	附板尺寸 Attachment dimension	抗拉强度 Tensile strength	每米重量 Weight per meter
	P	d2 max	h2	L	T/t	W	Q	q
	mm	mm	mm	mm	mm	mm	kN/bf	kg/m
MCL267-150-T	150.0	20.0	46.0	59.3	20/10	220.0	267/60000	11.4



东华链号 Donghua Chain No.	节距 Pitch	内节内宽 Width between inner plates	套筒直径 Bush diameter	销轴直径 Pin diameter	链板高度 Plate depth	链板厚度 Plate thickness	附板尺寸 Attachment dimension			抗拉强度 Tensile strength	每米重量 Weight per meter
	P	b1	d1	d2	h2	T	F	W	d4	Q	q
	mm	mm	mm	mm	mm	mm	mm	mm	mm	kN/bf	kg/m
MR112F21-B-100	100.0	32.0	21.0	15.0	40.0	6.0	70.0	90.0	11.0	95.2/21413	7.45

# 刮板输送机

## Scraper conveyor chains

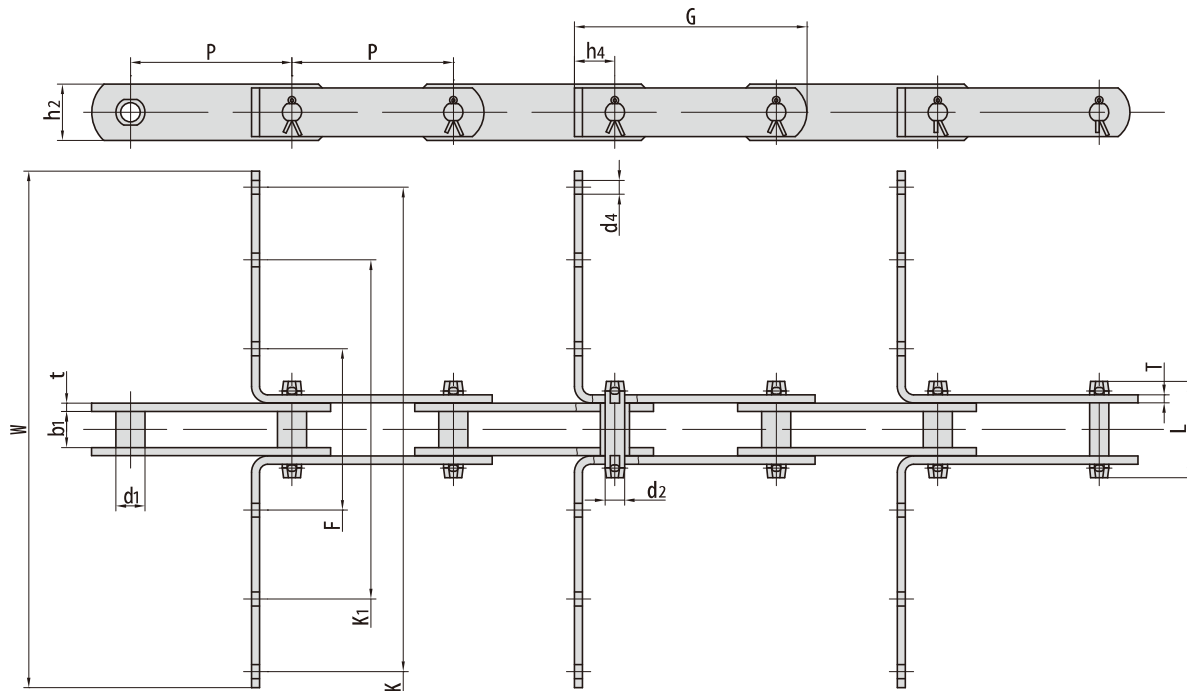


东华链号 Donghua Chain No.	P			$b_1$ mm	$d_2$ max mm	$d_5$ max mm	$h_4$ mm	$h_2$ max mm	$T$ max mm	$W$ mm	$Q$ mm kN/bf
	mm	mm	mm	mm	mm	mm	mm	mm	mm	mm	mm
MR 56	100	125	-	24.0	10.0	15.0	20.0	30.0	4.0	•	56.0/12727
MR 80	100	125	160	28.0	12.0	18.0	25.0	35.0	5.0	•	80.0/18182
MR 112	100	125	160	32.0	15.0	21.0	35.0	40.0	6.0	•	112.0/25454
MR 160	100	125	160	37.0	18.0	25.0	40.0	50.0	7.0	•	160.0/36364
MR 224	125	160	200	43.0	21.0	30.0	44.0	60.0	8.0	•	224.0/50909
MR 315	160	200	250	48.0	25.0	36.0	50.0	70.0	10.0	•	315.0/71591

东华链号 Donghua Chain No.	P			$b_1$ mm	$d_2$ max mm	$d_5$ max mm	$h_4$ mm	$h_2$ max mm	$T$ max mm	$W$ mm	$Q$ mm kN/bf
	mm	mm	mm	mm	mm	mm	mm	mm	mm	mm	mm
FVR 40	80	100	125	18.0	10.0	15.0	20.0	25.0	3.0	•	42.0/9545
FVR 63	100	125	160	22.0	12.0	18.0	25.0	30.0	4.0	•	64.0/14545
FVR 90	100	125	160	25.0	14.0	20.0	30.0	35.0	5.0	•	100.0/22727
FVR 112	100	125	160	30.0	16.0	22.0	35.0	40.0	6.0	•	120.0/27272
FVR 140	125	160	200	35.0	18.0	26.0	38.0	45.0	6.0	•	145.0/32954
FVR 180	125	160	200	45.0	20.0	30.0	44.0	50.0	8.0	•	190.0/43181
FVR 250	160	200	250	55.0	26.0	36.0	50.0	60.0	8.0	•	275.0/62499

- 表示自由尺寸 (根据客户要求定)
- Dimensions are specified by the customer

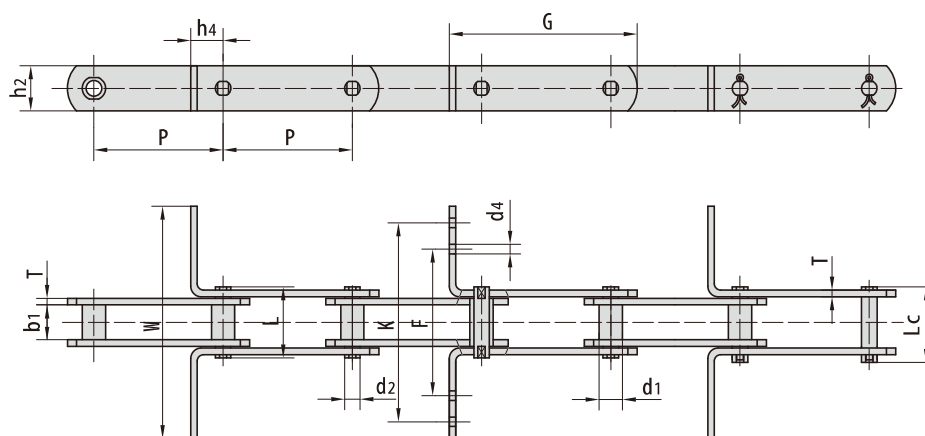
## 刮板输送链 Scraper conveyor chains



东华链号 Donghua Chain No.	节距 Pitch	套筒直径 Bush diameter	内节内宽 Width between inner plates	销轴直径 Pin diameter	销轴长度 Pin length	抗拉强度 Tensile strength	平均抗拉强度 Average tensile strength	每米长重 Weight per meter
	P	$d_{1\max}$	$b_{1\min}$	$d_{2\max}$	$L_{\max}$	$Q_{\min}$	$Q_0$	q
	mm	mm	mm	mm	mm	kN/bf	kN	kg/m
PR100F8	100.00	18.00	22.00	12.00	64.00	98.00/22030	107.80	6.10
PR100F5	100.00	18.00	22.00	12.00	62.00	98.00/22030	107.80	5.70
PR100F3	100.00	18.00	22.00	12.00	60.00	98.00/22030	107.80	5.20
PR100F9	100.00	18.00	22.00	12.00	64.00	98.00/22030	107.80	6.70
PR100F6	100.00	18.00	22.00	12.00	62.00	98.00/22030	107.80	6.30
PR100F4	100.00	18.00	22.00	12.00	60.00	98.00/22030	107.80	5.70

东华链号 Donghua Chain No.	G	F	W	$K_1$	K	$h_4$	$h_2$	$d_4$	t/T
	mm	mm	mm	mm	mm	mm	mm	mm	mm
PR100F8	144.00	100.00	230.00	—	210.00	25.00	35.00	10.30	6.00
PR100F5	144.00	100.00	230.00	—	210.00	25.00	35.00	10.30	5.00/6.00
PR100F3	144.00	100.00	230.00	—	210.00	25.00	35.00	10.30	5.00
PR100F9	144.00	100.00	320.00	210.00	300.00	25.00	35.00	10.30	6.00
PR100F6	144.00	100.00	320.00	210.00	300.00	25.00	35.00	10.30	5.00/6.00
PR100F4	144.00	100.00	320.00	210.00	300.00	25.00	35.00	10.30	5.00

# 刮板输送链 Scraper conveyor chains



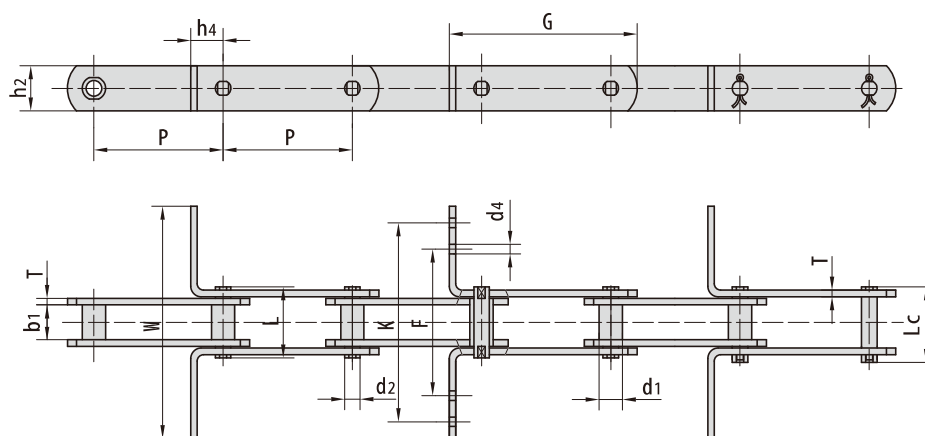
东华链号 Donghua Chain No.	节距 Pitch	套筒直径 Bush diameter	内节内宽 Width between innerplates	销轴直径 Pin diameter	销轴长度 Pin length		抗拉强度 Tensile strength	平均抗拉强度 Average tensile strength	每米长重 Weight per meter
	P	d1 max	b1 min	d2 max	L max	Lc max	Q min	Q <sub>0</sub>	q
	mm	mm	mm	mm	mm	mm	kN/bf	kN	kg/m
P66.5F1	66.5	22.0	27.00	12.00	63.3	-	120.0/26976	132.0	6.10
FVR40F5-P-80	80.0	32.0*	18.00	10.00	36.0	40.0	40.0/8992	44.0	3.20
MR22F1-B-100	100.0	12.0	12.50	8.00	30.6	34.0	22.0/4946	24.2	1.77
MR112F7-S-100	100.0	30.0*	32.00	15.00	64.5	69.0	112.0/25179	123.2	8.95
MR112F8-S-100	100.0	30.0*	32.00	15.00	64.5	69.0	112.0/25179	123.2	9.53
MR160F7-S-100	100.0	36.0*	37.00	18.00	75.7	84.7	160.0/36000	176.0	15.87
MR160F8-S-100	100.0	36.0*	37.00	18.00	75.7	84.7	160.0/36000	176.0	13.80
MR160F11-S-100	100.0	36.0*	37.00	19.60	75.7	84.7	160.0/36000	176.0	13.85
MR160F10-B-100	100.0	25.0	37.00	19.70	75.7	84.7	160.0/36000	176.0	13.16
M80-P100F1	100.0	18.0	28.00	12.00	55.0	58.5	80.0/18162	88.0	5.19
M180-P-100	100.0	26.0	28.85	18.00	62.5	-	180.0/40909	198.0	10.25
FVR40F4-B-100	100.0	15.0	18.00	10.00	40.0	43.5	40.0/8992	44.0	2.88
FVR40F6-B-100	100.0	15.0	18.00	10.00	36.0	40.0	40.0/8992	44.0	2.10
FVR63F2-B-100	100.0	18.0	22.00	12.00	46.0	50.0	64.0/14387	70.4	3.70
FVR63F3-B-100	100.0	18.0	22.00	12.00	46.0	50.0	64.0/11240	70.4	3.90
FVR90F8-B-100	100.0	20.0	25.00	14.00	-	56.4	65.0/14612	71.5	7.80
MR112F19-B-100	100.0	21.0	32.00	15.00	64.5	69.0	112.0/27272	123.2	8.30
MR160F16-S-100	100.0	36.0*	37.00	18.00	75.7	84.7	160.0/36000	176.0	13.70
MR160F20-S-100	100.0	25.0	37.00	18.00	75.7	84.7	160.0/36000	176.0	13.74
P100F16	100.0	23.0	28.00	16.00	66.0	-	115.0/26136	127.0	6.60
P101.6	101.6	44.5	50.80	23.84	136.5	-	600.0/136362	660.0	34.96
PR101.6F1	101.6	24.6	50.80	15.88	98.0	103.0	180.0/40909	198.0	12.10
MR224F1-S-125	125.0	42.0*	43.00	21.00	85.0	91.0	224.0/50357	246.4	17.92
M310-P-125	125.0	40.0*	52.00	20.00	103.4	109.4	303.8/69045	334.0	19.88
M310F1-P-125	125.0	40.0*	52.00	20.00	103.4	109.4	303.8/69045	334.0	24.88

\*表示滚子外径

\*Indicates the external diameter of roller

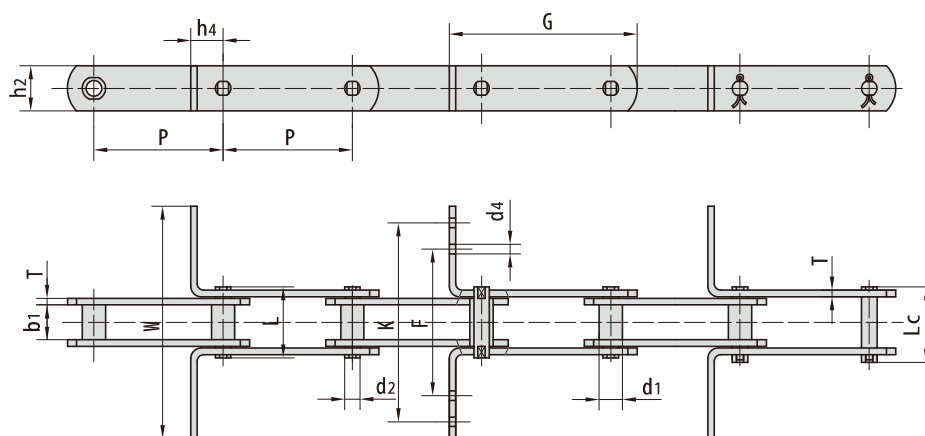
## 刮板输送机

### Scraper conveyor chains



东华链号 Donghua Chain No.	G	F	W	K	h <sub>4</sub>	h <sub>2</sub>	d <sub>4</sub>	T
	mm	mm	mm	mm	mm	mm	mm	mm
P 66.5F1	112.0	100.0	160.0	—	28.75	29.0	13×25	6.0
FVR 40F5-P-80	104.0	—	80.0	—	20.0	25.0	—	3.0
M R 22F1-B-100	132.7	—	150.0	—	16.4	22.0	—	3.0
M R 112F7-S-100	160.0	120.0	235.0	205.0	35.0	40.0	12.0	6.0
M R 112F8-S-100	160.0	—	285.0	—	35.0	40.0	—	6.0
M R 160F7-S-100	170.0	125.0	386.0	356.0	40.0	50.0	12.0	7.0
M R 160F8-S-100	170.0	115.0	235.0	205.0	40.0	50.0	18.0	7.0
M R 160F11-S-100	170.0	115.0	235.0	205.0	40.0	50.0	19.7	7.0
M R 160F10-B-100	170.0	140.0	290.0	260.0	40.0	50.0	19.7	7.0
M 80-P 100F1	145.5	—	180.0	—	25.0	35.0	—	5.0
M 180-P-100	163.0	—	185.0	—	35.0	50.0	—	6.0
FVR 40F4-B-100	134.5	—	200.0	—	20.0	25.0	—	4.0
FVR 40F6-B-100	140.0	—	130.0	—	25.0	25.0	—	3.0
FVR 63F2-B-100	142.5	—	190.0	—	25.0	30.0	—	4.0
FVR 63F3-B-100	142.5	—	230.0	—	25.0	30.0	—	4.0
FVR 90F8-B-100	145.0	—	250.0	—	25.0	35.0	—	5.0
M R 160F20-B-100	165.0	—	280.0	—	40.0	50.0	—	7.0
PR 101.6F1	165.8	134.0	223.0	196.0	40.0	38.1	11.1	9.7
M R 80F5-B-125	170.0	—	280.0	—	25.0	35.0	—	5.0
P 100F16	143.0	91.8	180.0	159.8	25.0	36.0	6.5	6.0
P 101.6	198.6	—	206.5	—	62.0	60.0	—	14.5
M R 80F7-B-125	170.0	91.5	180.0	156.5	25.0	35.0	6.6	5.0
M R 224F1-S-125	203.0	—	235.0	—	44.0	60.0	—	8.0
M 310-P-125	195.0	—	270.0	—	35.0	55.0	—	10.0
M 310F1-P-125	195.0	—	560.0	—	35.0	55.0	—	10.0

## 刮板输送链 Scraper conveyor chains



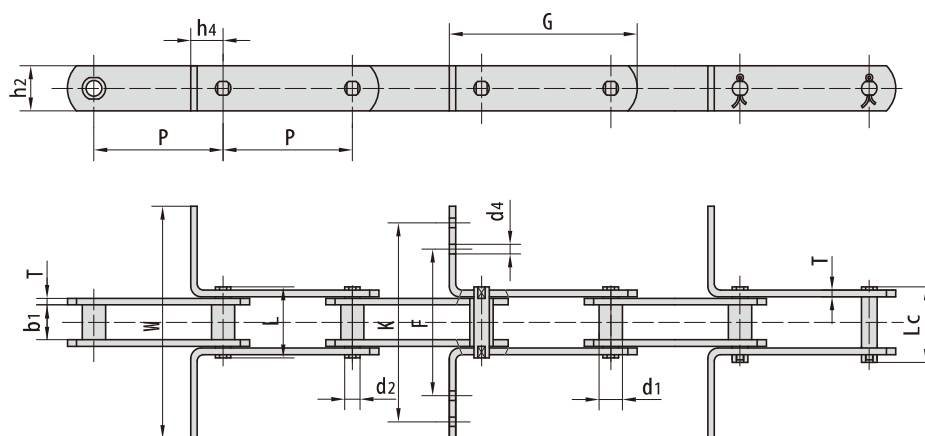
东华链号 Donghua Chain No.	节距 Pitch	套筒直径 Bush diameter	内节内宽 Width between inner plates	销轴直径 Pin diameter	销轴长度 Pin length		抗拉强度 Tensile strength	平均抗拉强度 Average tensile trenchth	每米长重 Weight per meter
	P	$d_1$ max	$b_1$ min	$d_2$ max	L max	Lc max	Q min	Q <sub>0</sub>	q
	mm	mm	mm	mm	mm	mm	kN/bf	kN	kg/m
FVR 90F1-B-125	125.0	20.0	25.00	14.00	52.0	56.4	150.0/33743	165.0	6.16
P 125F3	125.0	25.0	36.00	18.00	82.0	-	220.0/49999	242.0	11.17
P 125F4	125.0	25.0	36.00	18.00	82.0	-	220.0/49999	242.0	9.83
M R 80F5-B-125	125.0	18.0	28.00	12.00	55.0	58.5	80.0/18162	88.0	5.24
M R 80F7-B-125	125.0	18.0	28.00	12.00	55.4	60.0	80.0/17984	88.0	5.00
M R 80F8-B-125	125.0	18.0	28.00	12.00	59.4	64.0	112.0/27272	123.2	6.30
M R 112F11-B-125	125.0	25.0	20.00	19.05	49.0	56.0	112.0/27272	123.2	5.71
M R 112F18-B-125	125.0	21.0	32.00	15.00	64.5	69.0	112.0/27272	123.2	7.60
M R 160F13-B-125	125.0	25.0	37.00	18.00	75.7	84.7	160.0/36000	176.0	7.90
M R 160F18-B-125	125.0	25.0	37.00	18.00	75.7	84.7	160.0/36000	176.0	11.90
M R 112F20-B-125	125.0	21.0	32.00	15.00	-	72.5	112.0/27272	123.2	8.52
M 310F1-P-150	150.0	40.0*	52.00	20.00	103.4	109.4	303.8/69045	334.0	19.13
PR 150F3	150.0	30.0	38.00	21.00	-	83.00	200.0/44960	220.0	12.40
FVR 112F4-P-150	150.0	46.0*	20.00	16.00	52.0	56.0	112.0/25454	123.2	6.60
M R 112F15-B-150	150.0	21.0	32.00	15.00	64.5	69.0	112.0/27272	123.2	6.95
M R 112F16-B-150	150.0	21.0	32.00	15.00	64.5	69.0	112.0/27272	123.2	6.69
FVR 112F3-B-155	155.0	22.0	65.00	16.00	109.0	-	120.0/26977	132.0	7.13
M R 160F4-S-160	160.0	36.0*	37.00	18.00	85.0	-	160.0/36000	176.0	11.39
FVR 180F2-B-160	160.0	30.0	49.00	20.00	91.0	97.0	250.0/56203	275.0	15.53
P 160F12	160.0	50.0*	34.00	20.00	77.8	-	160.0/35993	176.0	10.30
M R 80F3-B-160	160.0	18.0	28.00	12.00	55.0	58.5	80.0/18162	88.0	4.90
M R 450F1-S-200	200.0	60.0*	56.00	30.00	119.0	132.0	450.0/101165	495.0	35.23

\*表示滚子外径

\*Indicates the external diameter of roller

## 刮板输送链

### Scraper conveyor chains

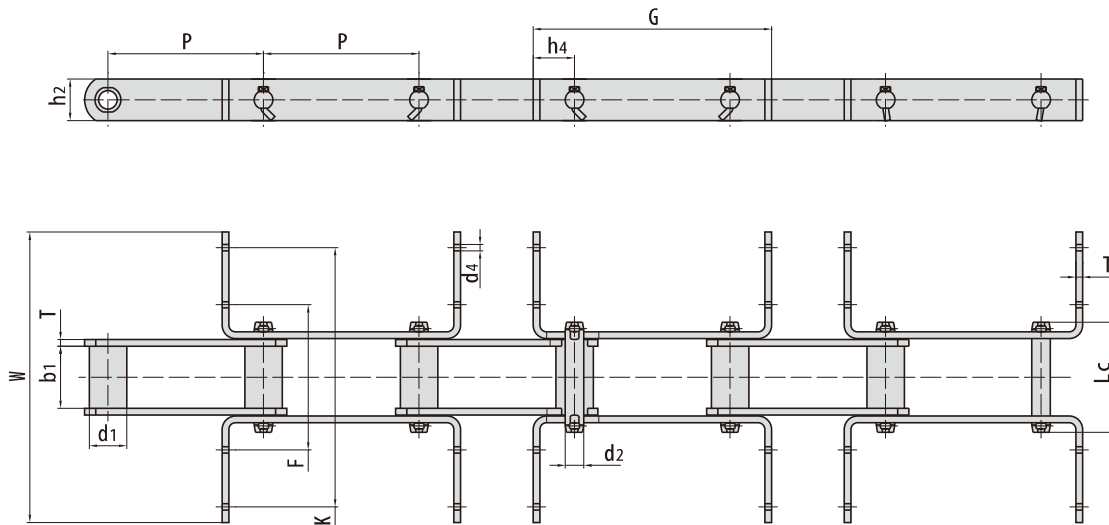


东华链号 Donghua Chain No.	G	F	W	K	$h_4$	$h_2$	$d_4$	T
	mm	mm	mm	mm	mm	mm	mm	mm
FVR 90F1-B-125	175.0	90.0	290.0	270.0	30.0	40.0	9.0	5.0
P 125F3	190.0	139.5	290.0	259.5	35.0	51.0	8.5	6.0
P 125F4	190.0	119.5	220.0	191.5	35.0	51.0	8.5	6.0
M R 160F16-S-100	170.0	118.0	235.0	208.0	40.0	50.0	12.0	7.0
M R 80F8-B-125	175.0	92.0	280.0	252.0	30.0	35.0	6.5	6.0
M R 112F11-B-125	184.0	90.0	190.0	160.0	35.0	40.0	7.0	5.0
M R 112R 18-B-125	185.0	-	235.0	-	35.0	40.0	-	6.0
M R 112F19-B-100	185.0	-	235.0	-	35.0	40.0	-	6.0
M R 112F20-B-125	185.0	-	240.0	-	35.0	40.0	-	6.0
M R 160F13-B-125	195.0	-	230.0	-	40.0	50.0	-	7.0
M R 160F18-B-125	195.5	-	320.0	-	40.0	50.0	-	7.0
M 310F1-P-150	220.0	-	350.0	-	40.0	50.0	-	10.0
PR 150F3	234.0	98.0	210.0	250.0	50.0	56.0	11.0	8.0
FVR 112F4-P-150	203.0	83.0	109.0	-	28.0	40.0	10.0	6.0
M R 80F3-B-160	205.0	-	320.0	-	25.0	35.0	-	5.0
M R 112F15-B-150	210.0	120.0	280.0	240.0	35.0	40.0	9.0	6.0
FVR 112F3-B-155	207.5	-	250.0	-	30.0	40.0	-	6.0
M R 160F4-S-160	248.5	140.0	300.0	250.0	63.5	50.0	18.0	7.0
FVR 180F2-B-160	230.0	248.0	368.0	308.0	35.0	60.0	8.0	8.0
P 160F12	230.0	-	214.5	-	40.0	50.0	-	6.0
M R 112F16-B-150	210.0	100.0	240.0	200.0	35.0	40.0	9.0	6.0
M R 450F1-S-200	307.0	-	488.0	-	60.0	80.0	-	12.0



## 刮板输送机

## Scraper conveyor chains

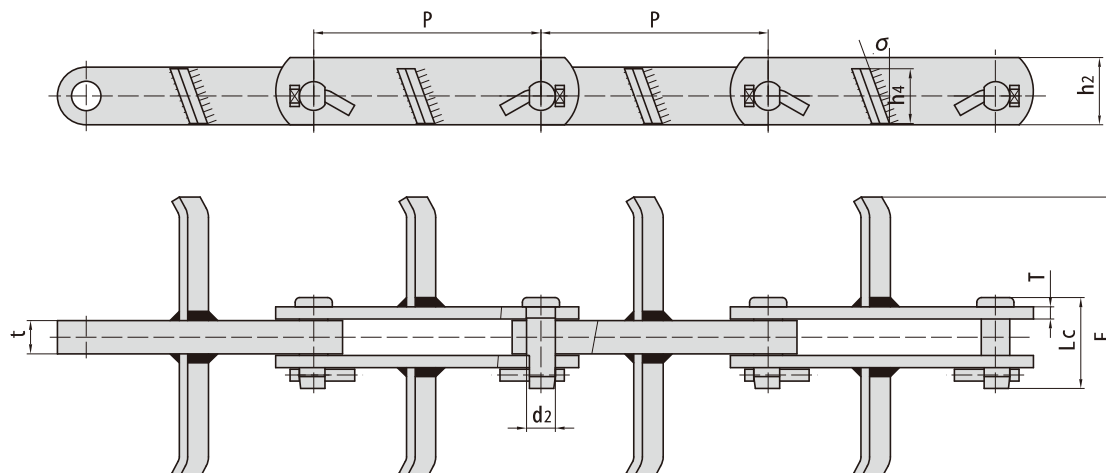


东华链号 Donghua Chain No.	节距	套筒直径	内节内宽	销轴直径	销轴长度	抗拉强度	平均抗拉强度	每米长重
	Pitch	Bush diameter	Width between inner plates	Pin diameter	Pin length	Tensile strength	Average tensile strength	Weight per meter
	P	d1 max	b1 min	d2 max	Lc max	Q min	Q o	q
	mm	mm	mm	mm	mm	kN/bf	kN	kg/m
PR 150F4	150.0	36.0	60.00	18.00	106.00	160.0/35968	176.00	11.50
P 150F 147	150.0	36.0	55.00	25.40	116.00	330.0/74184	363.00	27.80

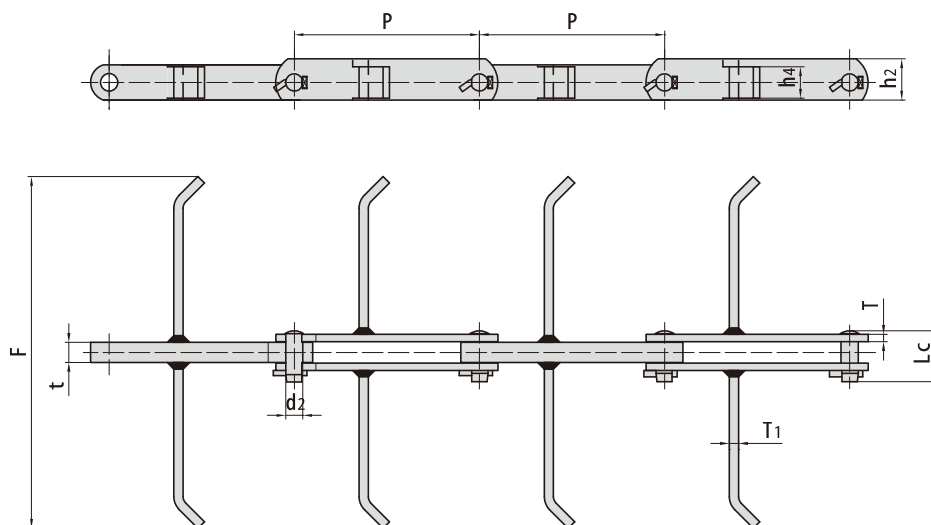
东华链号 Donghua Chain No.	G	F	W	K	h <sub>4</sub>	h <sub>2</sub>	d <sub>4</sub>	T
	mm	mm	mm	mm	mm	mm	mm	mm
PR 150F4	230.0	140.0	280.0	250.0	40.0	40.0	6.0	6.5
P 150F147	236.0	—	380.0	—	43.0	60.0	—	8.0

# 刮板输送机

## Scraper conveyor chains



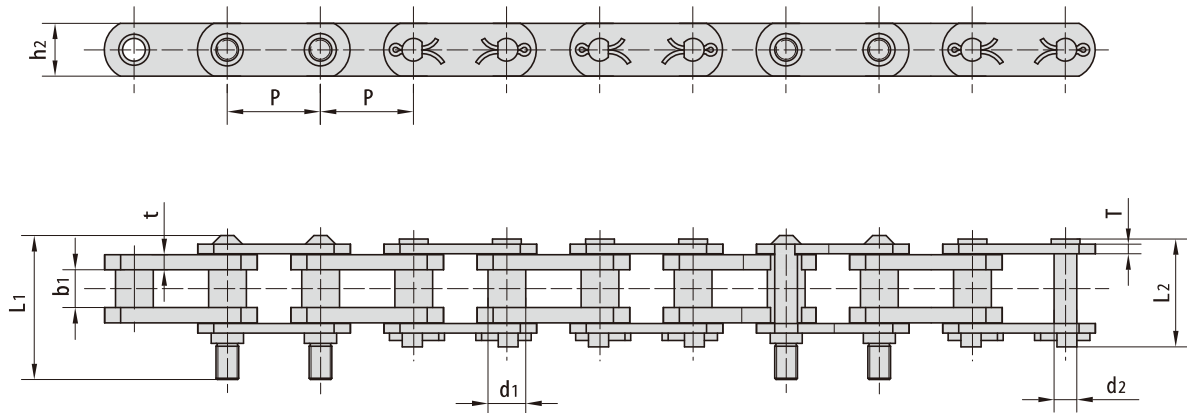
东华链号 Donghua Chain No.	节距 Pitch	销轴直径 Pin diameter	销轴长度 Pin length	链板高度 Inner plate depth	链板厚度 Plate thickness	附板尺寸 Attachment dimension			抗拉强度 Tensile strength	平均抗拉强度 Average tensile strength	每米长重 Weight per meter
	P	d <sub>max</sub>	L <sub>c max</sub>	h <sub>2 max</sub>	t/T <sub>max</sub>	F	h <sub>4</sub>	σ	Q <sub>min</sub>	Q <sub>o min</sub>	q
	mm	mm	mm	mm	mm	mm	mm	mm	kN/bf	mm	kg/m
BC 150F1	150.0	18.95	60.0	44.5	22.0/7.9	185.0	36.0	20°	280.6/63081	308.7	8.90



东华链号 Donghua Chain No.	节距 Pitch	销轴直径 Pin diameter	销轴长度 Pin length	链板高度 Inner plate depth	链板厚度 Plate thickness	附板尺寸 Attachment dimension			抗拉强度 Tensile strength	平均抗拉强度 Average tensile strength	每米长重 Weight per meter
	P	d <sub>max</sub>	L <sub>c max</sub>	h <sub>2 max</sub>	t/T <sub>max</sub>	F	T <sub>1</sub>	h <sub>4</sub>	Q <sub>min</sub>	Q <sub>o min</sub>	q
	mm	mm	mm	mm	mm	mm	mm	mm	kN/bf	mm	kg/m
BC 200F5	200.0	18.50	56.0	44.5	22.0/7.9	380.0	10.0	34.0	280.6/63081	308.7	11.90

# 洗煤机链

Conveyor chains for coal washer



东华链号 Donghua Chain No.	节距 Pitch	套筒直径 Bush diameter	内节内宽 Width between inner plates	销轴直径 Pin diameter	销轴长度 Pin length		链板高度 Plate depth	链板厚度 Plate thickness	抗拉强度 Tensile strength	平均抗拉强度 Average tensile strength	每米长重 Weight per meter
	P	d1 max	b1 min	d2 max	L1 max	L2 max	h2 max	t/T max	Q min	Q0 min	q
	mm	mm	mm	mm	mm	mm	mm	mm	kN/bf	kN	kg/m
*P78	78.1	31.75	34.50	19.05	128.5	90.5	44.5	9.6	140.0/31818	166.88	14.09
P78F1	78.1	31.75	31.75	19.05	122.0	90.5	44.5	12.7/8.0	140.0/31818	166.88	14.22
*P78F2	78.1	31.75	31.75	19.05	129.0	90.5	44.5	12.7/8.0	140.0/31818	166.88	14.59
*P78F3	78.1	31.75	31.25	19.05	124.0	90.5	44.5	12.7/8.0	140.0/31818	166.88	14.60
#P78F5	78.1	31.75	34.50	19.05	124.0	91.0	44.5	9.7	140.0/31818	166.88	14.75
#P78F6	78.1	31.75	32.00	20.70	127.0	93.0	46.0	10.0	140.0/31818	166.88	15.40

\*表示连接链节形式是钢丝锁销形式

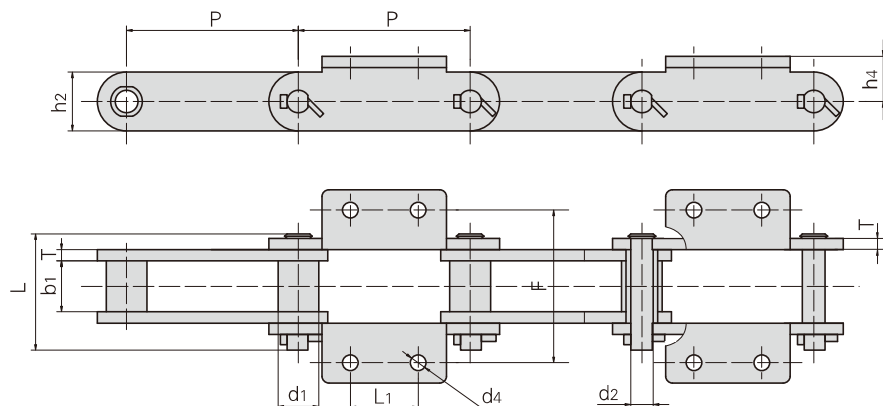
\*Connecting link with solid bng cotter

#表示连接链节形式是T型止锁销形式

# Connecting link with T pin

# 带附板输送链

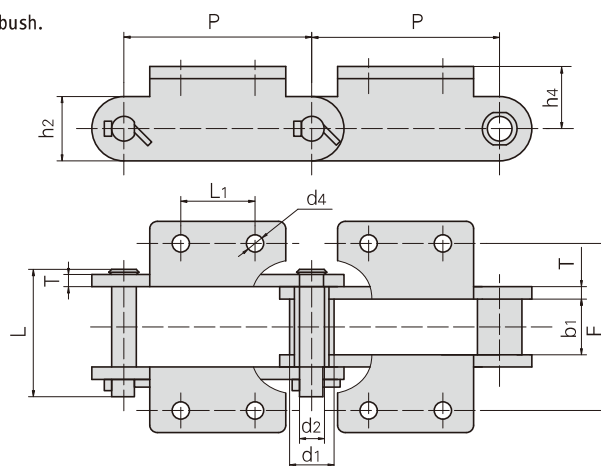
Conveyor chain with attachments



输送机 型号 Conveyor type	东华链号 Donghua Chain No.	节距 Pitch	滚子直径 Roller diameter	内节内宽 Width between inner plates	销轴直径 Pin diameter	销轴长度 Pin length	链板高度 Plate depth	链板厚度 Plate thickness	附板尺寸 Attachment dimension				抗拉强度 Tensile strength
		P	d1	b1	d2	L	h2	T	L1	F	h4	d4	Q <sub>m</sub> n
		mm	mm	mm	mm	mm	mm	mm	mm	mm	mm	mm	mm
DS400	P152F123	152.4	36.0	36.5	15.5	90.0	50.0	8.0	60	120	38	14	275/61863
DS640	P250F44	250.0	48.5	57.6	22.2	120.0	75.0	10.0	125	160	60	12	560/125976
	*P160F76K2	160.0	40.0	66.0	26.0	128.0	70.0	10.0	120	175	43	15	450/101164
	*P160F82K2	160.0	36.0	65.0	20.0	108.0	60.0	9.0	60	130	45	14	300/67443
	P160F99K2	160.0	50.0	55.0	20.0	108.0	60.0	9.0	60	130	65	17	300/67443

\*套筒链：表中滚子直径d1为套筒直径

\*Bush chain: d1 in the table indicates the external diameter of the bush.



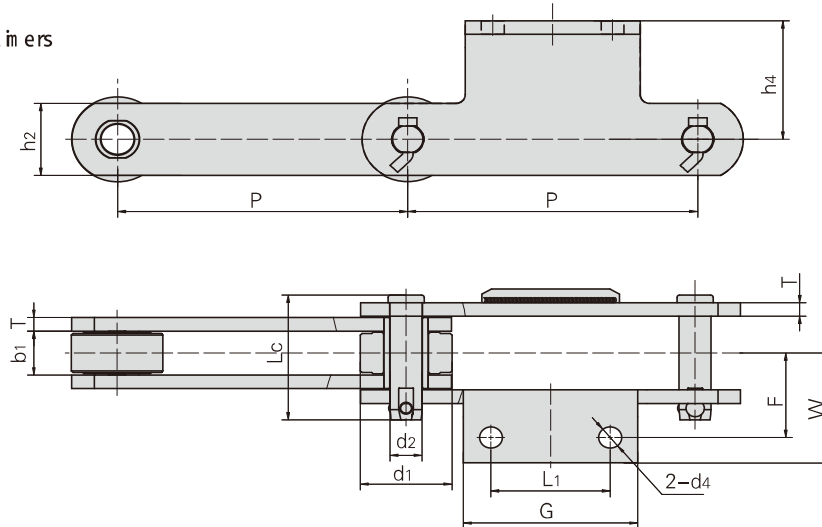
输送机 型号 Conveyor type	东华链号 Donghua Chain No.	节距 Pitch	滚子直径 Roller diameter	内节内宽 Width between inner plates	销轴直径 Pin diameter	销轴长度 Pin length	链板高度 Plate depth	链板厚度 Plate thickness	附板尺寸 Attachment dimension				抗拉强度 Tensile strength
		P	d1	b1	d2	L	h2	T	L1	F	h4	d4	Q <sub>m</sub> n
		mm	mm	mm	mm	mm	mm	mm	mm	mm	mm	mm	mm
SDB400	P250F45	250.0	36.0	40.0	20.0	89.0	65.0	8.0	85	130	55	14.0	450/101230
SDB500 (540)	P250F46	250.0	36.0	44.0	21.0	94.0	85.0	8.0	85	132	55	18.5	500/112479
SDB630 (600)	P250F47	250.0	45.0	52.0	30.0	128.0	115.0	10.0	85	162	75	18.5	1000/224957

## 带附板输送链

Conveyor chain with attachments

用于堆取料机

For combined stacker/reclaimers



东华链号 Donghua Chain No.	节距 Pitch	滚子直径 Roller diameter	内节内宽 Width between inner plates	销轴直径 Pin diameter	销轴长度 Pin length	链板高度 Plate depth	链板厚度 Plate thickness	抗拉强度 Tensile strength	平均抗拉强度 Average tensile strength
	P	d1 max	b1 max	d2 max	Lc max	h2	T	Q <sub>min</sub>	Q <sub>0</sub>
	mm	mm	mm	mm	mm	mm	mm	kN/bf	kN
P 250F74	250.0	76.5	40.0	24.0	117.0	60.0	12.0	400/89983	450.0
P 315F11	315.0	100.0	52.0	35.0	148.0	85.0	16.0	800/179966	900.0

东华链号 Donghua Chain No.	P	L1	G	F	W	h4	d4
	mm	mm	mm	mm	mm	mm	mm
	mm	mm	mm	mm	mm	mm	mm
P 250F74	250.0	100.0	160.0	83.5	111.5	149.0	21.0
P 315F11	315.0	130.0	190.0	100.0	130.0	140.0	25.0

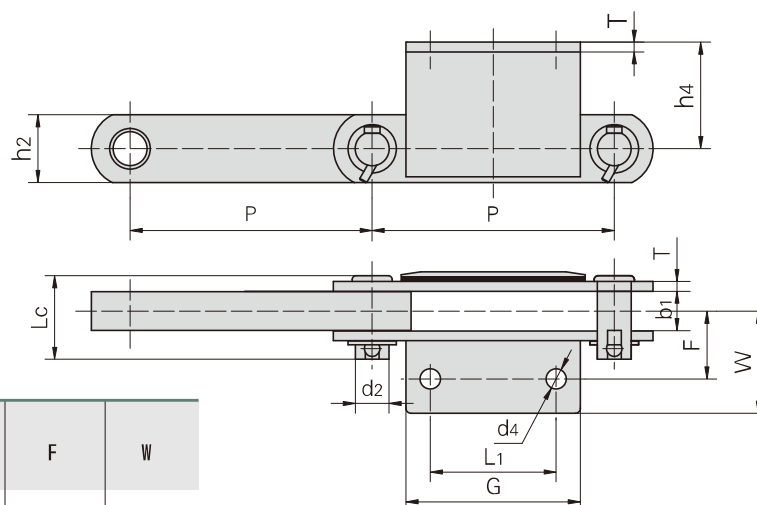


# 带附板输送链

## Conveyor chain with attachments

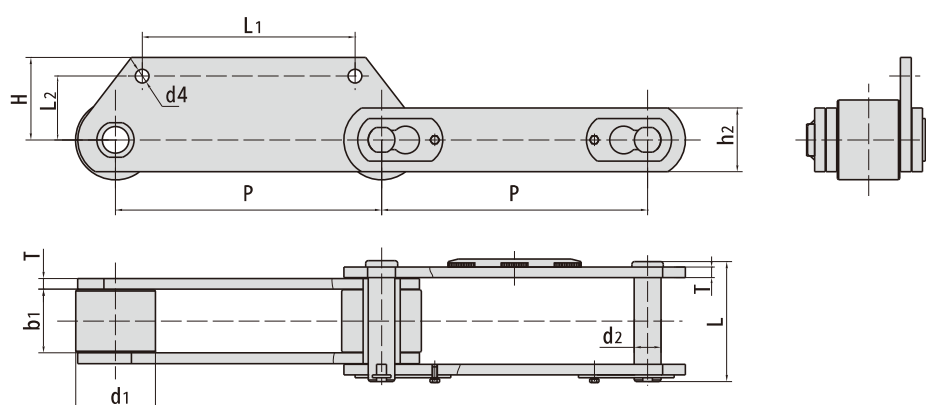
用于堆取料机

For combined stacker/reclaimers



东华链号 Donghua Chain No.	L1	G	d4	h4	F	W
	mm	mm	mm	mm	mm	mm
P250F61	130.0	185.0	21.0	110.0	70.0	105.0

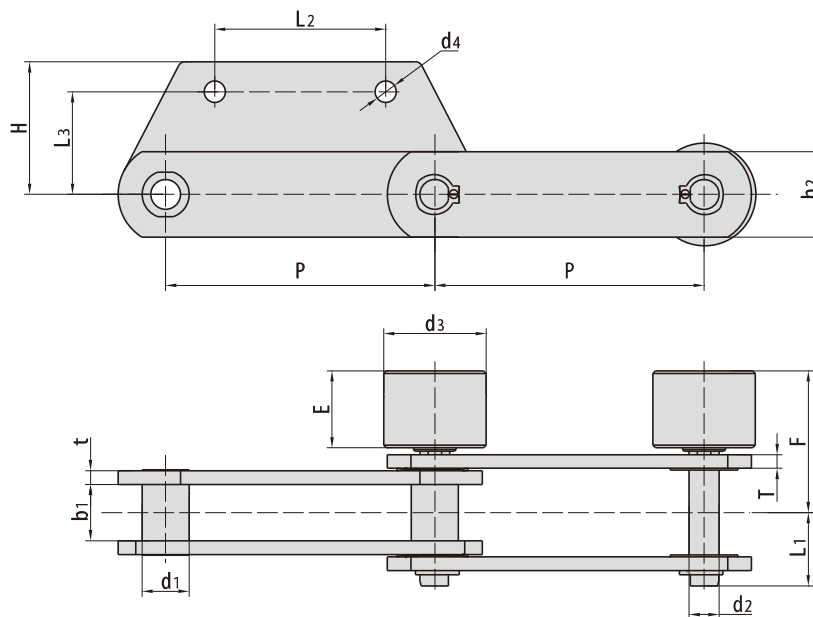
东华链号 Donghua Chain No.	节距 Pitch	外节内宽 Width between outer plates	销轴直径 Pin diameter	销轴长度 Pin length	链板高度 Plate depth	链板厚度 Plate thickness	抗拉强度 Tensile strength	平均抗拉强度 Average tensile strength
	P	b1	d2	Lc	h2	T	Q <sub>min</sub>	Q <sub>0</sub>
	mm	mm	mm	mm	mm	mm	kN/bf	kN
P250F61	250.0	40.0	35.0	91.0	70.0	10.0	400/89983	450.0



东华链号 Donghua Chain No.	节距 Pitch	滚子直径 Roller diameter	内节内宽 Width between inner plates	销轴直径 Pin diameter	销轴长度 Pin length	链板高度 Plate depth	链板厚度 Plate thickness	附板尺寸 Attachment dimension				抗拉强度 Tensile strength	平均抗拉强度 Average tensile strength
	P	d1 <sub>max</sub>	b1 <sub>min</sub>	d2 <sub>max</sub>	L <sub>max</sub>	h2 <sub>max</sub>	t/T	H	L1	L2	d4	Q <sub>min</sub>	Q <sub>0</sub>
	mm	mm	mm	mm	mm	mm	mm	mm	mm	mm	mm	kN/bf	kN
P500F4	500.0	150.0	120.0	50.0	227.0	130.0	20.0	155.0	400.0	120.0	26.0	2650/595720	2915.0
P500F5	500.0	150.0	120.0	50.0	227.0	120.0	20.0	155.0	400.0	120.0	26.0	2650/595720	2915.0
P500F9	500.0	150.0	120.0	55.0	227.0	140.0	20.0	155.0	400.0	120.0	32.0	2800/629440	3080.0
P500F10	500.0	150.0	120.0	50.0	219.0	120.0	18.0	155.0	400.0	120.0	26.0	1500/337200	1650.0

# 带附板输送链

Conveyor chain with attachments

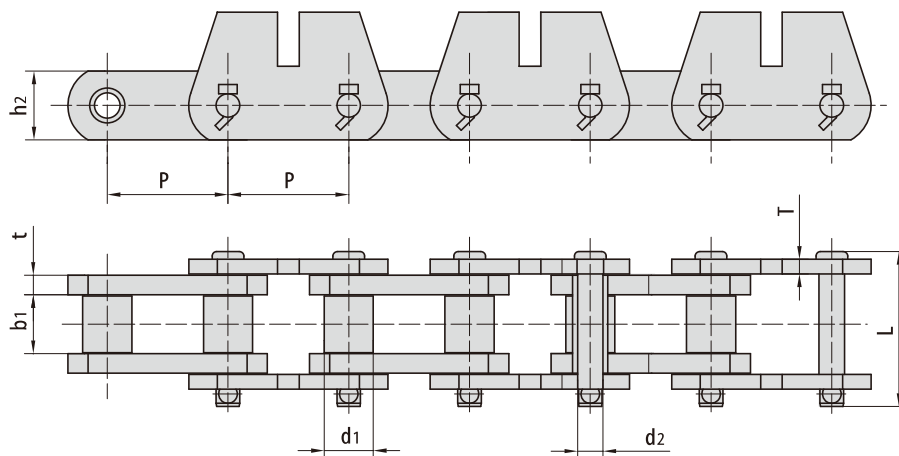


东华链号 Donghua Chain No.	节距 Pitch	滚子直径 Roller diameter	内节内宽 Width between inner plates	销轴直径 Pin diameter	销轴长度 Pin length	链板高度 Plate depth	链板厚度 Plate thickness	抗拉强度 Tensile strength	平均抗拉强度 Average tensile strength
	P	d <sub>1</sub> max	b <sub>1</sub> min	d <sub>2</sub> max	L <sub>1</sub> max	h <sub>2</sub> max	t/T	Q <sub>min</sub>	Q <sub>0</sub>
	mm	mm	mm	mm	mm	mm	mm	kN/bf	kN
P315F23	315.0	55.0	66.0	35.0	78.0	100.0	14.0	800/179840	880.0
P315F36	315.0	56.0	65.0	35.0	75.0	90.0	14.0	800/179840	880.0
P315F39	315.0	80.0	75.0	42.0	80.5	100.0	16/14	1100/24728	1210.0
P315F30SR1	315.0	55.0	60.0	30.0	63.5	90.0	12.0	630/141624	693.0
P400F14	400.0	63.0	90.0	40.0	92.5	100.0	16.0	1300/292240	1430.0
P400F15	400.0	75.0	130.0	50.0	120.5	130.0	18.0	1700/382160	1870.0
P500F8	500.0	70.0	124.0	50.0	118.8	120.0	16.0	1500/337200	1650.0

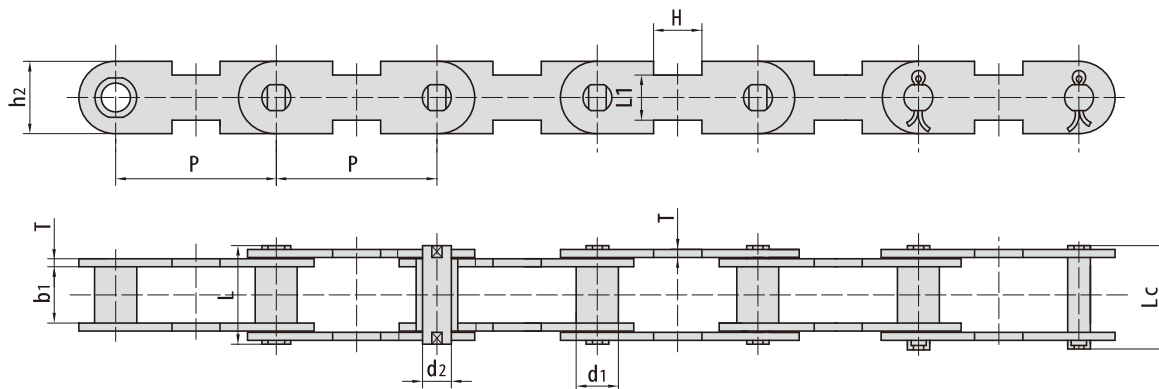
东华链号 Donghua Chain No.	H	L <sub>2</sub>	L <sub>3</sub>	d <sub>4</sub>	F	E	d <sub>3</sub>
	mm	mm	mm	mm	mm	mm	mm
P315F23	155.0	200.0	120.0	25.0	163.0	90.0	120.0
P315F36	155.0	280.0	120.0	25.0	163.0	90.0	120.0
P315F39	250.0	200.0	160.0	26.0	207.5	110.0	150.0
P315F30SR1	120.0	160.0	85.0	22.0	123.5	60.0	120.0
P400F14	155.0	300.0	115.0	25.0	168.0	70.0	120.0
P400F15	200.0	300.0	160.0	31.0	222.5	110.0	170.0
P500F8	155.0	400.0	120.0	26.0	217.3	110.0	150.0

## 带附板输送链

Conveyor chain with attachments



东华链号 Donghua Chain No.	节距 Pitch	滚子直径 Roller diameter	内节内宽 Width between inner plates	销轴直径 Pin diameter	销轴长度 Pin length	链板高度 Inner plate depth	链板厚度 Plate thickness	抗拉强度 Tensile strength	平均抗拉强度 Average tensile strength	每米长重 Weight per meter
	P	d1 max	b1 min	d2 max	L max	h2 max	t/T max	Q min	Q <sub>0</sub>	q
	mm	mm	mm	mm	mm	mm	mm	kN/bf	kN	kg/m
P 78.11F10	78.105	31.75	38.1	16.46	102.0	44.45	12.7/9.5	333.4/75000	350.0	16.73
P 101.6F28	101.600	38.10	50.8	17.48	122.0	44.45	12.7	266.7/60000	293.3	21.66
P 152F18	152.400	69.85	76.2	25.40	152.0	63.50	12.7	500.0/112480	650.0	43.23
P 152F24	152.400	69.85	76.2	25.40	152.0	63.50	12.7	565.0/127100	650.0	38.38
P 152F248	152.400	69.85	76.2	25.40	151.4	69.85	12.7	431.5/59001	474.7	44.70

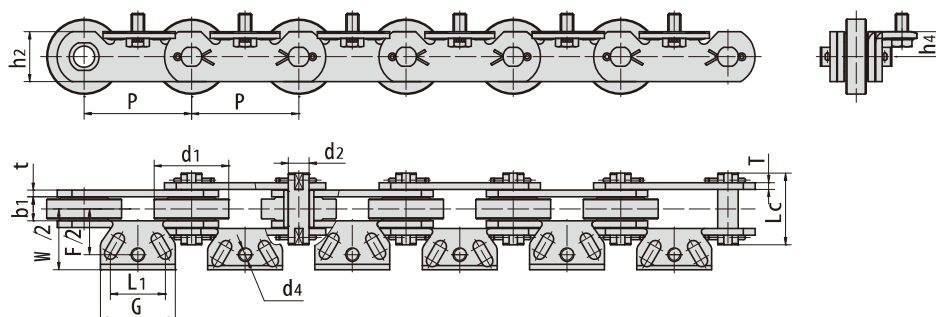


东华链号 Donghua Chain No.	节距 Pitch	套筒直径 Bush diameter	内节内宽 Width between inner plates	销轴直径 Pin diameter	销轴长度 Pin length		链板高度 Inner plate depth	链板厚度 Plate thickness	附件尺寸 Attachment dimension		抗拉强度 Tensile strength	每米长重 Weight per meter
	P	d1 max	b1 min	d2 max	L max	Lc max	h2 max	T max	H	L1	Q min	q
	mm	mm	mm	mm	mm	mm	mm	mm	mm	mm	kN/bf	kg/m
P 100F49	100.0	20.0	25.0	14.0	51.5	55.0	35.0	5.0	30.0	28.0	90.0/20250	4.02
P 100F54	100.0	26.0	35.0	18.0	65.5	71.0	45.0	6.0	30.0	28.0	100.0/22500	6.90



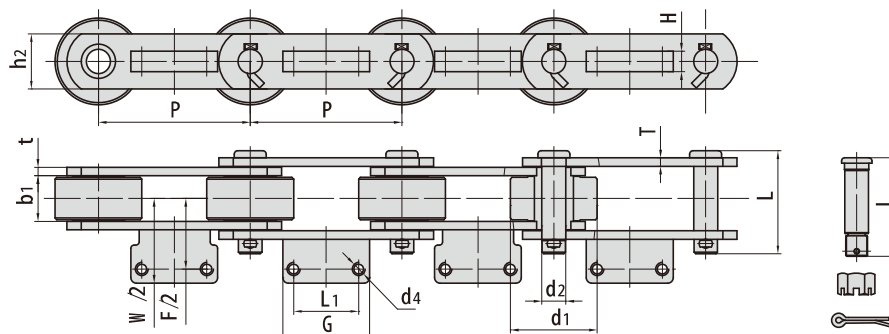
# 洗瓶机输送链

## Bottle washer conveyor chains



东华链号 Donghua Chain No.	节距 Pitch	滚子直径 Roller diameter	内节内宽 Width between inner plates	销轴直径 Pin diameter	销轴长度 Pin length	链板高度 Plate depth	链板厚度 Plate thickness	抗拉强度 Tensile strength	平均抗拉强度 Average tensile strength	每米长重 Weight per meter
	P	$d_1$ max	$b_1$ min	$d_2$ max	$L_c$ max	$h_2$ max	$t/T$ max	$Q_{min}$	$Q_0$	q
	mm	mm	mm	mm	mm	mm	mm	kN/bf	kN	kg/m
P 129A1F1-P	129.0	90.0	29.0	24.9	86.0	60.0	8.0	350.0/78683	385.0	22.6

东华链号 Donghua Chain No.	$L_1$	G	F	W	$h_4$	$d_4$
	mm	mm	mm	mm	mm	mm
P 129A1F1-P	66.0	90.0	110.0	146.0	30.0	M 16



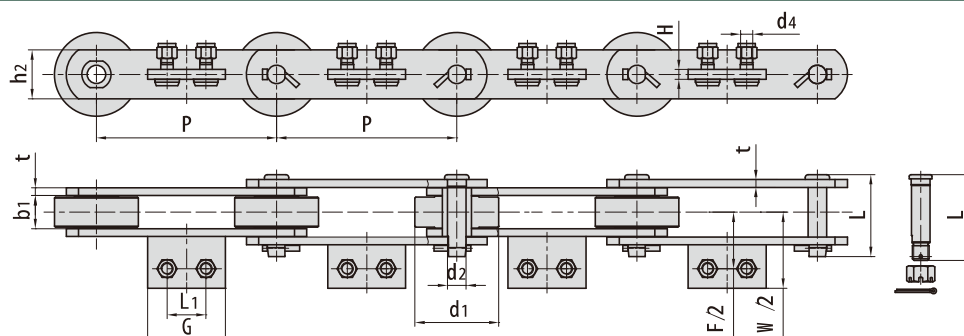
\*表示销轴为每节带螺母型  
\*Each pin with nut

东华链号 Donghua Chain No.	节距 Pitch	滚子直径 Roller diameter	内节内宽 Width between inner plates	销轴直径 Pin diameter	销轴长度 Pin length	链板高度 Plate depth	链板厚度 Plate thickness	抗拉强度 Tensile strength	每米长重 Weight per meter
	P	$d_1$ max	$b_1$ min	$d_2$ max	$L$ max	$h_2$ max	$t/T$ max	$Q_{min}$	q
	mm	mm	mm	mm	mm	mm	mm	kN/bf	kg/m
P 125F87A2*	125.0	80.0	42.0	22.23	97.0	50.8	7.9	222.4/49996	25.20
P 140F50A2	140.0	80.0	42.0	22.23	95.0	50.8	7.9	222.4/49996	23.69
P 173F1A2*	173.0	80.0	32.0	21.85	89.0	50.0	8.0/7.0	280.0/62944	19.20
P 173F2A2*	173.0	80.0	43.0	21.85	102.0	50.0	8.0	280.0/62944	21.68

东华链号 Donghua Chain No.	P	G	$L_1$	F	W	H	$d_4$
	mm	mm	mm	mm	mm	mm	mm
P 125F87A2*	125.0	71.0	45.0	130.0	156.0	19.1	M 12
P 140F50A2	140.0	80.0	60.0	130.0	156.0	19.1	M 12
P 173F1A2*	173.0	90.0	60.0	130.0	158.0	20.0	M 12
P 173F2A2*	173.0	90.0	60.0	130.0	158.0	20.0	M 12

# 洗瓶机输送链

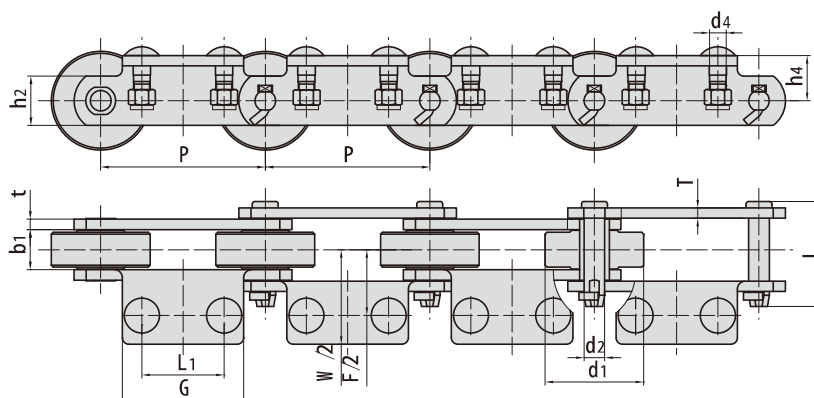
## Bottle washer conveyor chains



东华链号 Donghua Chain No.	节距 Pitch	滚子直径 Roller diameter	内节内宽 Width between inner plates	销轴直径 Pin diameter	销轴长度 Pin length	链板高度 Plate depth	链板厚度 Plate thickness	抗拉强度 Tensile strength	每米长重 Weight per meter
	P	d <sub>1</sub> max	b <sub>1</sub> min	d <sub>2</sub> max	L max	h <sub>2</sub> max	t/T max	Q min	q
	mm	mm	mm	mm	mm	mm	mm	kN/bf	kg/m
P 140F51A2*	140.0	80.0	42.0	22.0	102.0	50.0	8.0	280.0/62944	24.8
P 185F3A2	185.0	86.0	34.0	19.0	84.0	50.0	8.0	280.0/62944	17.8
东华链号 Donghua Chain No.	P	G	L <sub>1</sub>	F	W	H	d <sub>4</sub>		
	mm	mm	mm	mm	mm	mm	mm		
	mm	mm	mm	mm	mm	mm	mm		
P 140F51A2*	140.0	80.0	60.0	130.0	156.0	20.0	M 12		
P 185F3A2	185.0	80.0	40.0	116.0	156.0	10.0	M 12×1.50		

\*表示销轴为每节带螺母型

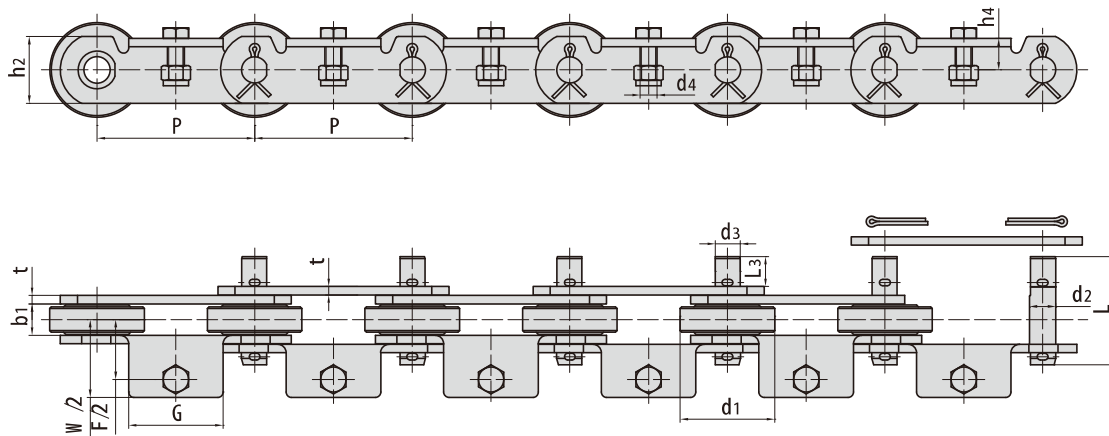
\*Each pin with nut



东华链号 Donghua Chain No.	节距 Pitch	滚子直径 Roller diameter	内节内宽 Width between inner plates	销轴直径 Pin diameter	销轴长度 Pin length	链板高度 Plate depth	链板厚度 Plate thickness	抗拉强度 Tensile strength	每米长重 Weight per meter
	P	d <sub>1</sub> max	b <sub>1</sub> min	d <sub>2</sub> max	L max	h <sub>2</sub> max	t/T max	Q min	q
	mm	mm	mm	mm	mm	mm	mm	kN/bf	kg/m
P 127F12A2	127.0	76.2	31.0	15.90	81.0	38.1	8.0	180.0/40464	16.50
P 152F230A2	152.4	65.0	35.0	15.90	81.6	40.0	7.9	165.0/37092	13.30
东华链号 Donghua Chain No.	P	G	L <sub>1</sub>	F	W	h <sub>4</sub>	d <sub>4</sub>		
	mm	mm	mm	mm	mm	mm	mm		
	mm	mm	mm	mm	mm	mm	mm		
P 127F12A2	127.0	93.7	63.5	101.6	146	34.9	1/2-13UNC		
P 152F230A2	152.4	90.0	50.0	100.0	130	30.0	M 10		

## 洗瓶机输送链

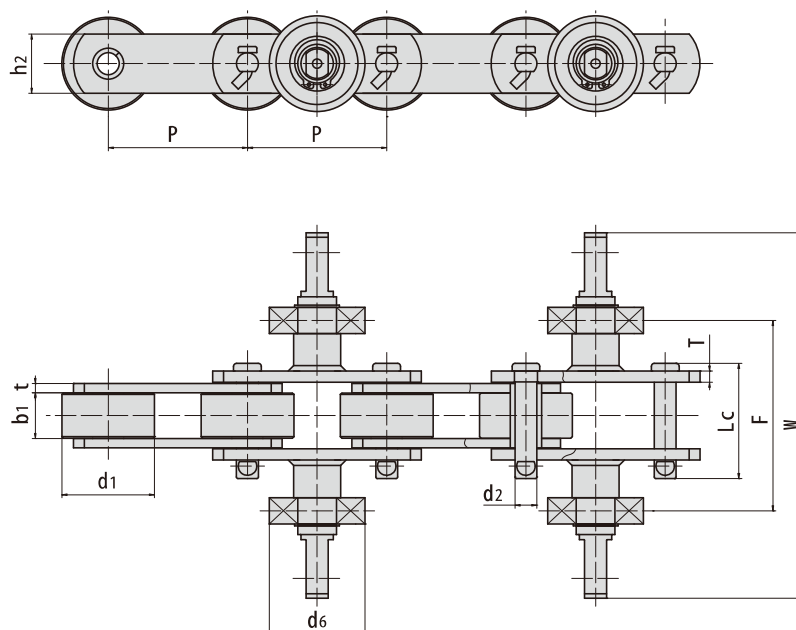
### Bottle washer conveyor chains



东华链号 Donghua Chain No.	节距 Pitch	滚子直径 Roller diameter	内节内宽 Width between inner plates	销轴直径 Pin diameter	销轴长度 Pin length	链板高度 Plate depth	链板厚度 Plate thickness	抗拉强度 Tensile strength	每米长重 Weight per meter
	$P$	$d_1$ max	$b_1$ min	$d_2$ max	$L$ max	$h_2$ max	$t/T$ max	$Q$ min	$q$
	mm	mm	mm	mm	mm	mm	mm	kN/bf	kg/m
P 150F145A1	150.0	90.0	30.0	25.0	103.0	63.5	8.0	300.0/67440	22.0
P 192F2A1	192.0	100.0	30.0	25.4	110.0	63.5	9.5	400.0/89920	17.8

东华链号 Donghua Chain No.	$P$	$G$	$F$	$W$	$h_4$	$d_4$	$d_3$	$L_3$
	mm	mm	mm	mm	mm	mm	mm	mm
P 150F145A1	150.0	90.0	114.0	148.0	30.0	M 16	24.8	28.6
P 192F2A1	192.0	130.0	114.0	152.0	29.0	M 16	31.8	25.4

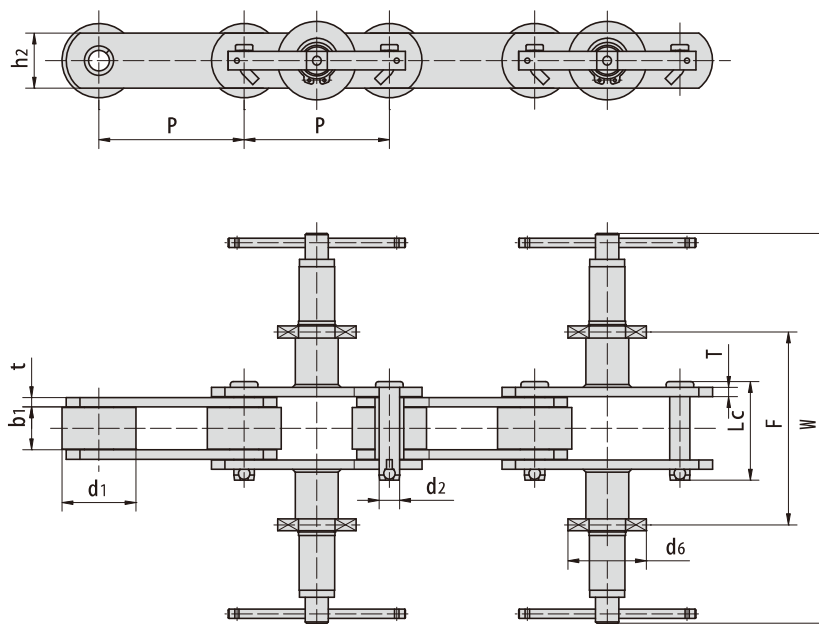
## 橡胶手套输送链 Rubber gloves carrier chains



东华链号 Donghua Chain No.	节距 Pitch	滚子直径 Roller diameter	内节内宽 Width between inner plates	销轴直径 Pin diameter	销轴长度 Pin length	链板高度 Plate depth	链板厚度 Plate thickness	附件尺寸 Attachment dimension			抗拉强度 Tensile strength
	P	d1 max	b1 min	d2 max	Lc max	h2 max	t/T max	F	W	d6	Q min
	mm	mm	mm	mm	mm	mm	mm	mm	mm	mm	kN/bf
P90F1	90.0	60.0	29.5	14.2	74.5	38.5	6.0/7.0	121.5	236.6	62.0	112.0/25178
P100F189	100.0	60.0	28.8	14.0	70.0	38.0	6.5	122.0	278.0	62.0	200.0/44960
P100F218	100.0	60.0	29.0	15.0	76.4	38.0	8.0	138.0	244.0	62.0	230.0/51704

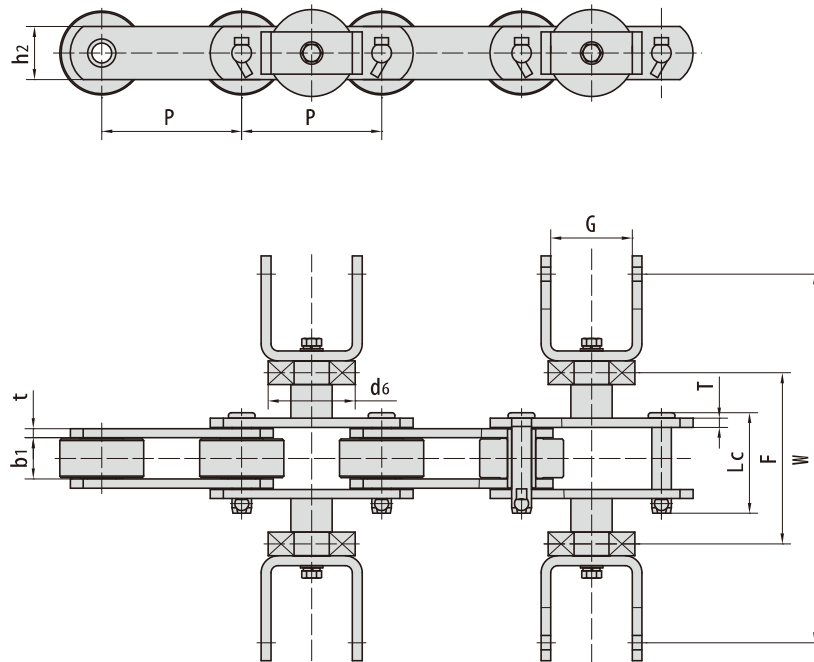
## 橡胶手套输送链

### Rubber gloves carrier chains



东华链号 Donghua Chain No.	节距 Pitch	滚子直径 Roller diameter	内节内宽 Width between inner plates	销轴直径 Pin diameter	销轴长度 Pin length	链板高度 Plate depth	链板厚度 Plate thickness	附件尺寸 Attachment dimension			抗拉强度 Tensile strength
	P	d <sub>1 max</sub>	b <sub>1 min</sub>	d <sub>2 max</sub>	L <sub>c max</sub>	h <sub>2 max</sub>	t/T <sub>max</sub>	F	W	d <sub>6</sub>	Q <sub>min</sub>
	mm	mm	mm	mm	mm	mm	mm	mm	mm	mm	kN/bf
P 100F154	100.0	51.0	29.5	14.0	72.0	38.0	6.5	210.0	482.0	62.0	200.0/44960
P 100F170	100.0	60.0	29.5	16.0	72.0	45.0	6.5	207.0	480.0	62.0	260.0/58448
P 100F204	100.0	60.0	28.5	14.0	71.0	38.0	6.5	207.0	478.0	62.0	200.0/44960
P 100F310	100.0	60.0	28.0	16.0	72.0	40.0	7.0	199.0	478.0	62.0	200.0/44960
P 100F312	100.0	58.0	28.5	16.0	77.0	40.0	8.0	207.0	478.0	62.0	260.0/58448
P 100F335	100.0	60.0	28.5	16.0	77.0	40.0	8.0	207.0	478.0	62.0	260.0/58449

## 橡胶手套输送链 Rubber gloves carrier chains



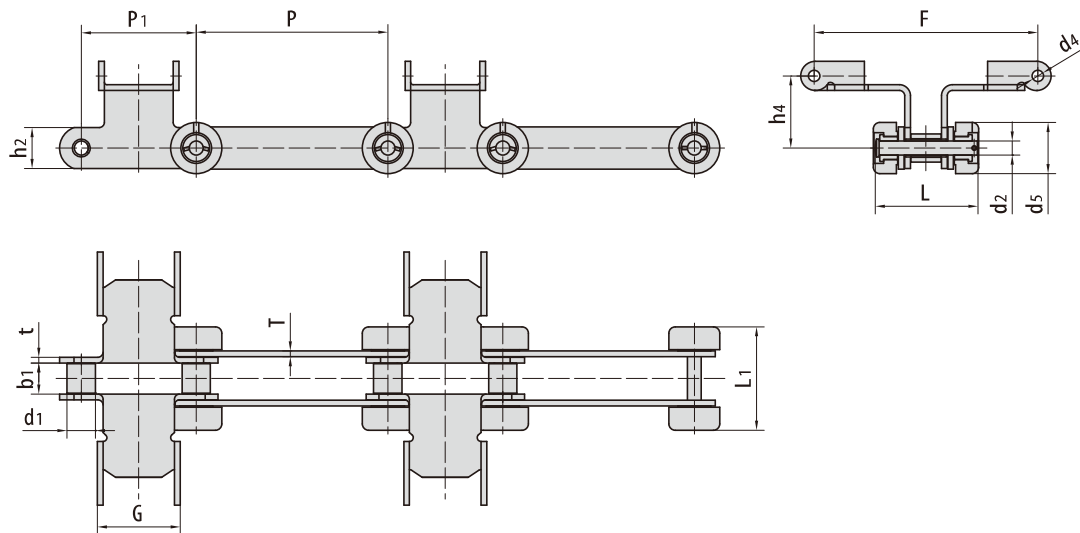
东华链号 Donghua Chain No.	节距 Pitch	滚子直径 Roller diameter	内节内宽 Width between inner plates	销轴直径 Pin diameter	销轴长度 Pin length	链板高度 Plate depth	链板厚度 Plate thickness	附件尺寸 Attachment dimension				抗拉强度 Tensile strength
	P	d1 max	b1 min	d2 max	Lc max	h2 max	t/T max	F	W	d6	G	Q min
	mm	mm	mm	mm	mm	mm	mm	mm	mm	mm	mm	kN/bf
P 100F155	100	60	29.5	14	72	38	6.5	122	262	62	59.5	200.0/44960
P 100F190*	100	60	28.5	14	71	38	6.5	121	262	62	58.5	200.0/44960
P 100F205	100	60	29.5	14	71	38	6.5	121	263	62	58.2	200.0/44960
P 100F328*	100	60	28.5	14	71	38	6.5	121	222	62	58.5	200.0/44960

\*表示U型附板带加强筋

\*U Type attachment with reinforcement

## 橡胶手套输送链

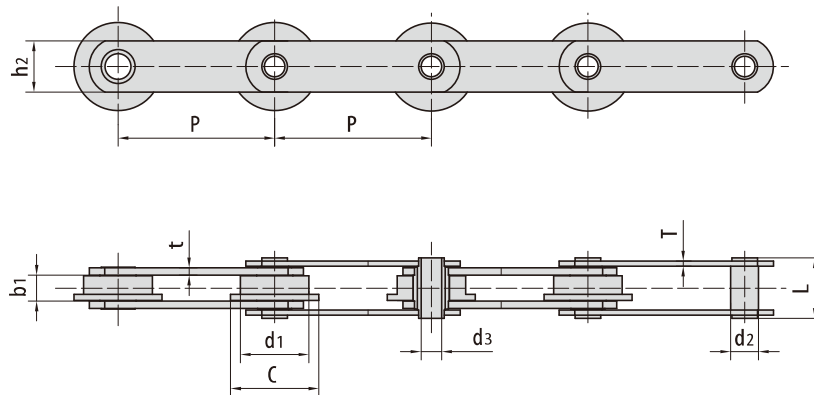
### Rubber gloves carrier chains



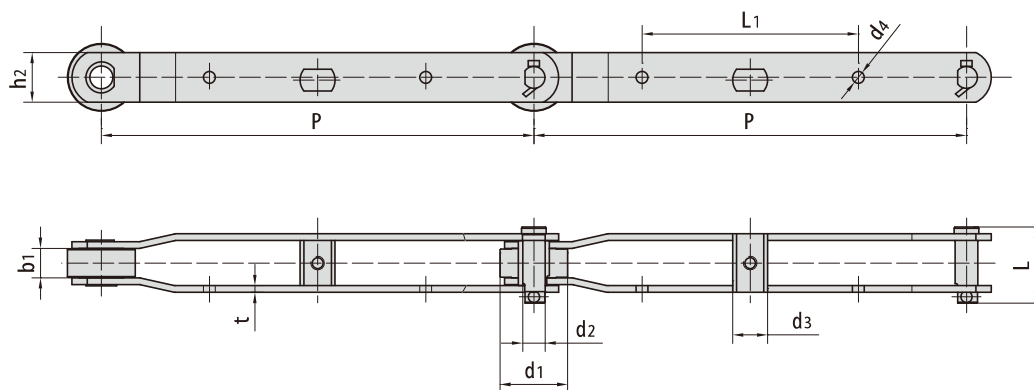
东华链号 Donghua Chain No.	节距 Pitch		滚子直径 Roller diameter	内节内宽 Width between inner plates	销轴直径 Pin diameter	销轴长度 Pin length	链板高度 Plate depth	链板厚度 Plate thickness	抗拉强度 Tensile strength	每米长重 Weight per meter
	P	P <sub>1</sub>	d <sub>1</sub> max	b <sub>1</sub> min	d <sub>2</sub> max	L max	h <sub>2</sub> max	t/T max	Q <sub>min</sub>	q
	mm	mm	mm	mm	mm	mm	mm	mm	kN/bf	kg/m
P 100F13	100.0	—	22.23	22.5	10.8	76.5	32.0	6.0/4.5	60/13488	9.32
P 100F139	100.0	—	22.00	24.0	12.0	75.0	32.0	6.0	60/13488	11.87
P 150/90	150.0	90.0	22.20	24.3	10.8	81.5	32.0	4.5	60/13488	8.10

东华链号 Donghua Chain No.	G	L <sub>1</sub>	F	h <sub>4</sub>	d <sub>4</sub>	d <sub>5</sub>
	mm	mm	mm	mm	mm	mm
P 100F13	74.6	79.5	175.0	56.5	9.2	40.0
P 100F139	74.6	83.5	176.5	56.5	9.1	40.0
P 150/90	65.0	82.0	175.0	57.0	9.2	40.0

## 污水处理链 Sewage disposal chains



东华链号 Donghua Chain No.	节距 Pitch	内节内宽 Width between inner plates	滚子直径 Roller diameter		销轴直径 Pin diameter		销轴长度 Pin length	链板高度 Plate depth	链板厚度 Plate thickness		抗拉强度 Tensile strength	平均抗拉强度 Average tensile strength	每米长重 Weight per meter
	P	b <sub>1</sub> mm	d <sub>1</sub> max	C max	d <sub>2</sub> max	d <sub>3</sub> mm	L max	h <sub>2</sub> max	T max	t max	Q <sub>m</sub> mm	Q <sub>0</sub>	q
	mm	mm	mm	mm	mm	mm	mm	mm	mm	mm	kN/bf	kN	kg/m
W 152	152.4	25.40	66.7	85.7	27.1	20.0	58.8	50.0	5.0	7.0	110.0/25000	122.1	10.78

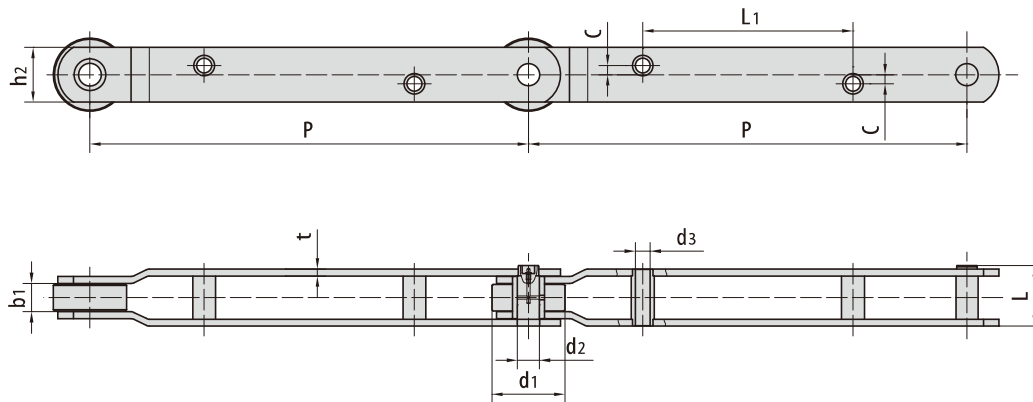


东华链号 Donghua Chain No.	节距 Pitch	滚子直径 Roller diameter	内节内宽 Width between inner plates	销轴尺寸 Pin dimension			链板尺寸 Plate dimension				抗拉强度 Tensile strength	每米长重 Weight per meter
	P	d <sub>1</sub> max	b <sub>1</sub> mm	d <sub>2</sub> max	d <sub>3</sub> max	L max	h <sub>2</sub>	t	L <sub>1</sub>	d <sub>4</sub>	Q <sub>m</sub> mm	q
	mm	mm	mm	mm	mm	mm	mm	mm	mm	mm	kN/bf	kg/m
P 609.6F1	609.60	95.25	41.65	31.75	49.20	107.80	69.85	9.50	304.80	16.66	230.0/51704	16.77

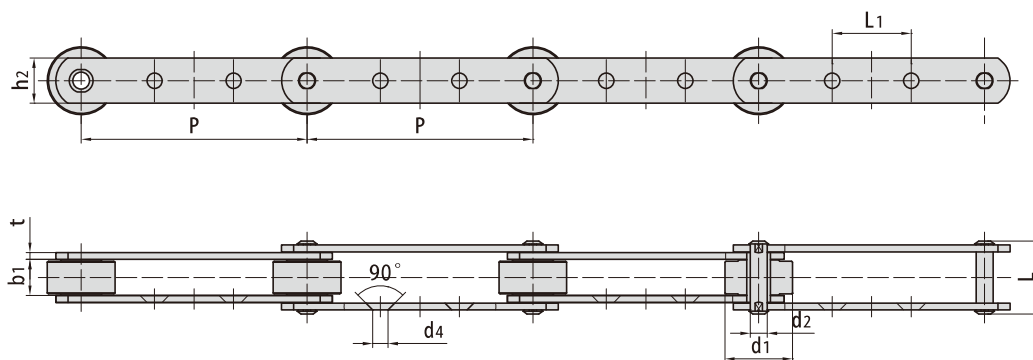


## 污水处理链

### Sewage disposal chains



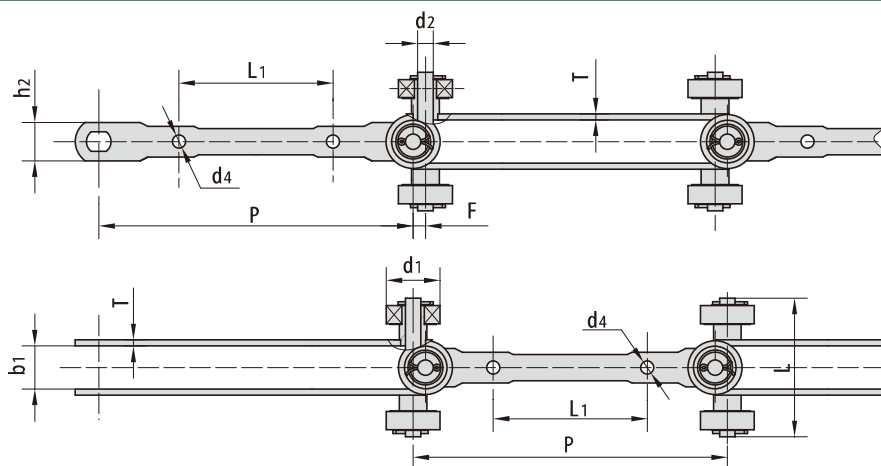
东华链号 Donghua Chain No.	节距 Pitch	滚子直径 Roller diameter	内节内宽 Width between inner plates	销轴尺寸 Pin dimension			链板尺寸 Plate dimension				抗拉强度 Tensile strength	每米长重 Weight per meter
	P	$d_{1 \max}$	$b_{1 \min}$	$d_{2 \max}$	$d_{3 \max}$	$L_{\max}$	$h_2$	$t$	$C$	$L_1$	$Q_{\min}$	$q$
	mm	mm	mm	mm	mm	mm	mm	mm	mm	mm	kN/bf	kg/m
P 609.6F2	609.60	101.60	39.69	30.73	30.64	84.30	76.20	9.50	12.70	292.10	80.0/17984	17.35



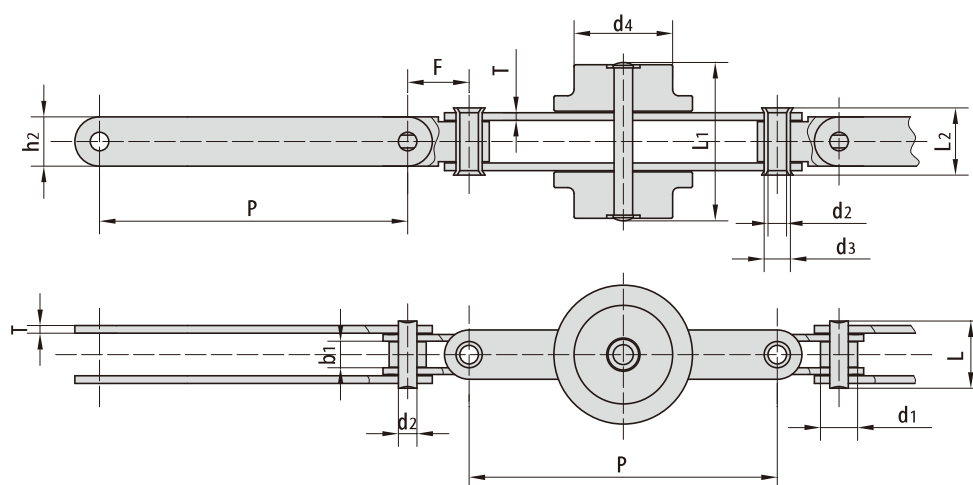
东华链号 Donghua Chain No.	节距 Pitch	滚子直径 Roller diameter	内节内宽 Width between inner plates	销轴尺寸 Pin dimension		链板尺寸 Plate dimension				抗拉强度 Tensile strength	每米长重 Weight per meter
	P	$d_{1 \max}$	$b_{1 \min}$	$d_{2 \max}$	$L_{\max}$	$h_2$	$t$	$L_1$	$d_4$	$Q_{\min}$	$q$
	mm	mm	mm	mm	mm	mm	mm	mm	mm	kN/bf	kg/m
M 112G A2F2-PA6-200	200.00	60.00	32.00	15.00	64.50	40.00	6.00	70.00	13.50	112.0/25178	5.30

## 双铰接输送链

Universal movement conveyor chains



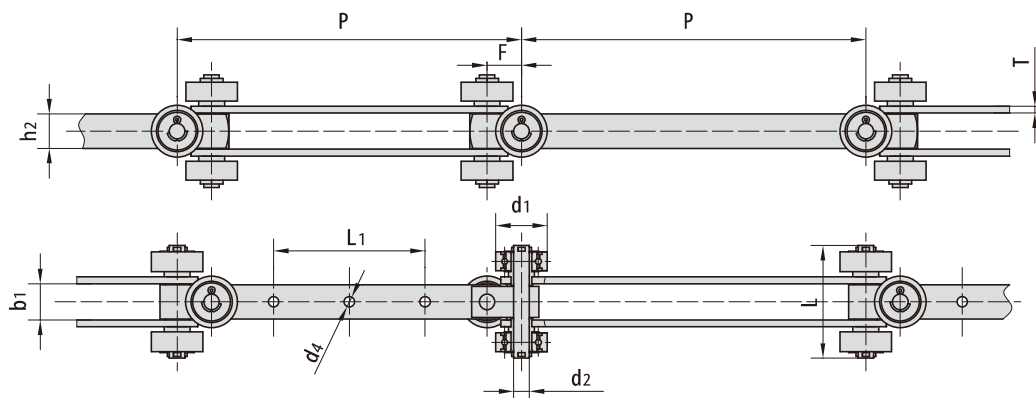
东华链号 Donghua Chain No.	节距 Pitch	滚子直径 Roller diameter	外节内宽 Width between outer plates	销轴直径 Pin diameter	销轴长度 Pin length	链板尺寸 plate dimension		附件尺寸 Attachment dimension			抗拉强度 Tensile strength
	P	d1 max	b1 min	d2 max	L max	h2 max	T max	L1	d4	F	Q min
	mm	mm	mm	mm	mm	mm	mm	mm	mm	mm	kN/bf
P 210	204.0	35.0	27.5	10.0	90.0	25.0	4.0	100.0	8.5	8.0	50.0/11364
S J406S-50	203.2	35.0	27.5	10.0	90.0	25.0	4.0	100.0	8.5	11.0	50.0/11364



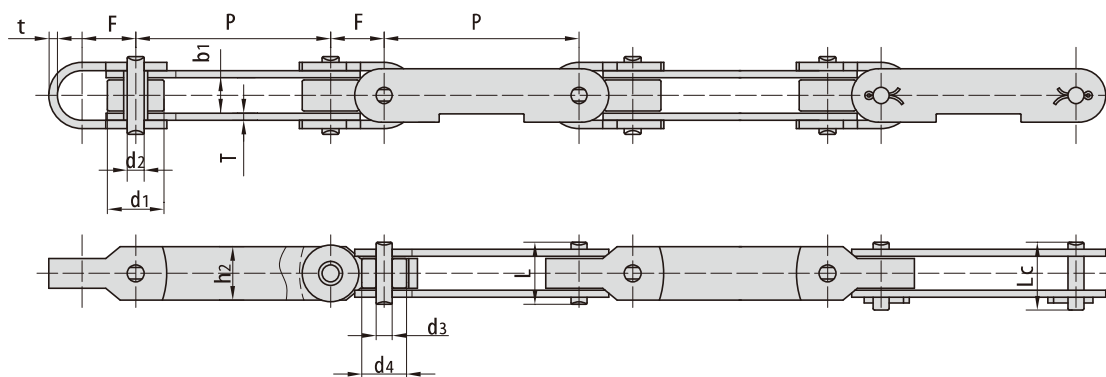
东华链号 Donghua Chain No.	节距 Pitch	滚子直径 Roller diameter		内节内宽 Width between inner plates	销轴直径 Pin diameter		销轴长度 Pin length			链板尺寸 Plate dimension		附件尺寸 Attachment dimension	抗拉强度 Tensile strength
	P	d1 max	d4 max	b1 min	d2	d3	L max	L1 max	L2 max	h2 max	T max	F	Q min
	mm	mm	mm	mm	mm	mm	mm	mm	mm	mm	mm	mm	kN/bf
P 100F11	100.0	12.0	32.0	8.6	6.0	8.5	22.0	53.0	22.0	16.0	2.5	20.0	20.0/4545

## 双铰接输送链

Universal movement conveyor chains



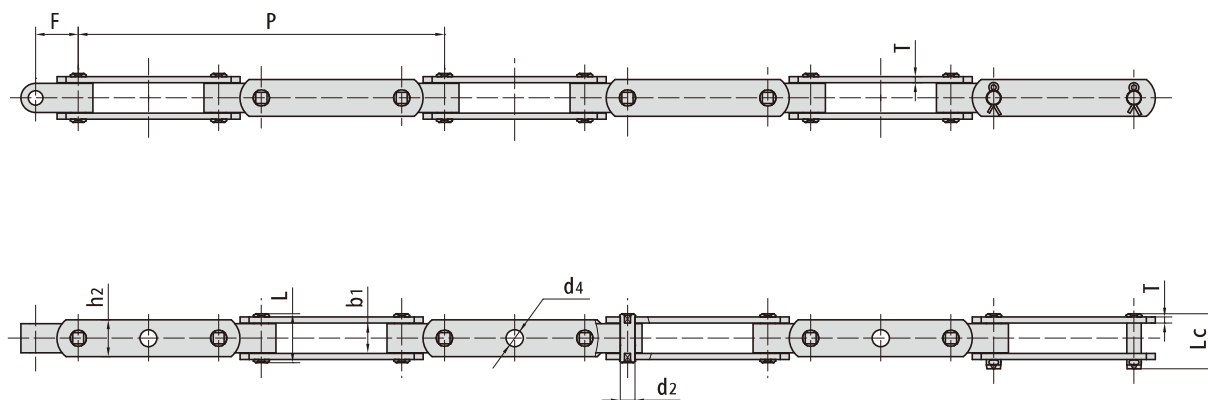
东华链号 Donghua Chain No.	节距 Pitch	滚子直径 Roller diameter	外节内宽 Width between outer plates	销轴直径 Pin diameter	销轴长度 Pin length	链板尺寸 plate dimension		附件尺寸 Attachment dimension			抗拉强度 Tensile strength
	p	d1 max	b1 min	d2 max	L max	h2 max	T max	L1	d4	F	Q min
	mm	mm	mm	mm	mm	mm	mm	mm	mm	mm	kN/bf
S J400-40	200.0	30.0	20.0	9.0	65.0	20.0	3.0	88.0	6.44	20.0	15.0/3374
S J400-60	200.0	35.0	21.0	10.0	64.5	20.0	4.0	88.0	6.50	20.0	60.0/13497
S J400-100	200.0	40.0	26.0	14.0	75.0	30.0	4.0	88.0	10.00	25.0	100.0/22495
S J400F1-120	200.0	45.0	32.0	14.0	102.0	30.0	6.0	85.0	10.50	20.0	100.0/22495
S J400F3-120	200.0	45.0	31.0	14.0	102.0	30.0	6.0	85.0	10.50	20.0	100.0/22495
S J405S-60	203.2	47.0	30.0	14.0	95.0	30.0	4.0	76.2	8.40	16.5	50.0/11247
S J405SF1-60	203.2	47.0	36.0	14.0	95.0	30.0	4.0	76.2	8.40	16.5	60.0/13497



东华链号 Donghua Chain No.	节距 Pitch	滚子直径 Roller diameter		内节内宽 Width between inner plates	销轴直径 Pin diameter		销轴长度 Pin length		链板尺寸 plate dimension		附件尺寸 Attachment dimension		抗拉强度 Tensile strength
	p	d1 max	d4 max	b1 min	d2	d3	L max	Lc max	h2 max	T max	F	t	Q min
	mm	mm	mm	mm	mm	mm	mm	mm	mm	mm	mm	mm	kN/bf
P 69F2	69.0	20.0	15.9	8.6	6.0	5.72	22.0	24.0	19.0	2.5	19.0	3.0	20.0/4545

## 双铰接输送链

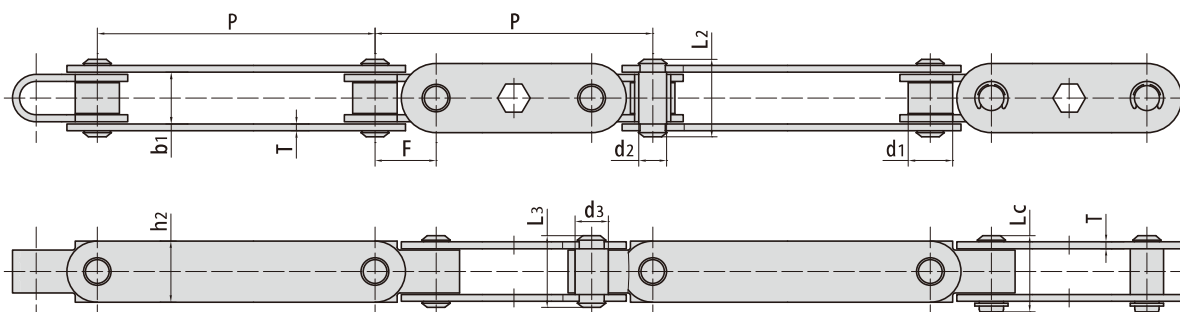
Universal movement conveyor chains



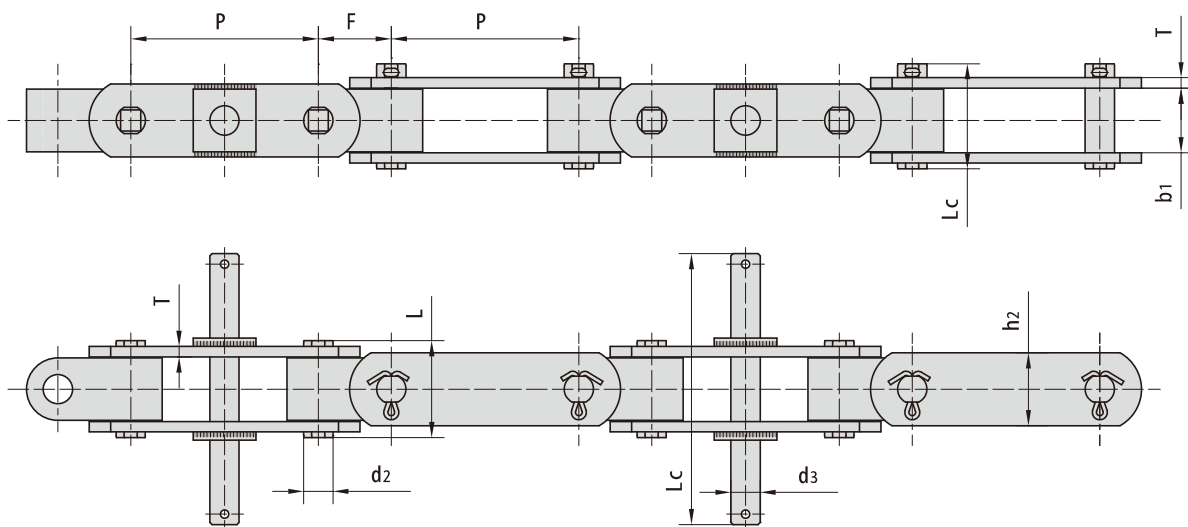
东华链号 Donghua Chain No.	节距 Pitch	外节内宽 Width between outer plates	销轴直径 Pin diameter	销轴长度 Pin length		链板高度 plate depth	链板厚度 plate thickness	附件尺寸 Attachment dimension		抗拉强度 Tensile strength	平均抗拉强度 Average tensile strength	每米长重 Weight per meter
	$P$	$b_1$	$d_2$	$L_{max}$	$L_{cmax}$	$h_2$	$T_{max}$	$F$	$d_4$	$Q_{min}$	$Q_0$	$q$
	mm	mm	mm	mm	mm	mm	mm	mm	mm	kN/bf	kN	kg/m
SJ250F3	250.0	24.6	12.0	40.0	45.0	30.0	5.0	35.0	14.0	90/20230	94.0	4.41
SJ250F4	250.0	31.0	16.0	48.0	53.0	35.0	6.0	35.0	18.0	150/33720	160.0	6.90
SJ266.66	266.66	25.0	12.0	40.0	45.0	30.0	5.0	35.0	14.0	100/22480	105.0	4.28
SJ280	280.0	31.0	16.0	—	60.7	40.0	6.0	40.0	16.0	112/25177	117.6	7.00
SJ300F3	300.0	24.6	12.0	40.0	45.0	30.0	5.0	35.0	14.0	90/20230	94.0	4.02
SJ300F4	300.0	31.0	16.0	48.0	53.0	35.0	6.0	35.0	18.0	150/33720	160.0	6.22

## 双铰接输送链

Universal movement conveyor chains



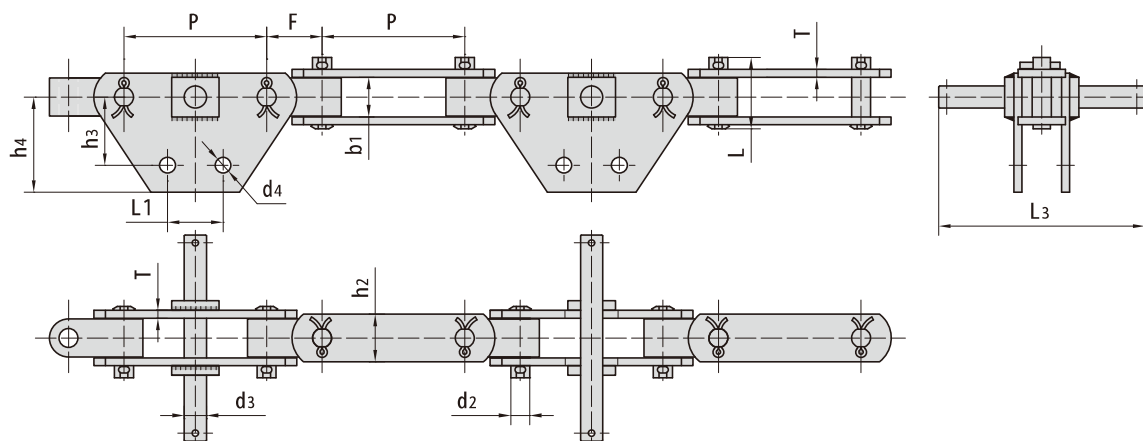
东华链号 Donghua Chain No.	节距 Pitch	滚子直径 Roller diameter	外节内宽 Width between outer plates	销轴直径 Pin diameter		销轴长度 Pin length			链板尺寸 plate dimension		附件尺寸 Attachment dimension	抗拉强度 Tensile strength
	p	d1 max	b1 min	d2 max	d3 max	L2 max	L3 max	Lc max	h2 max	T max	F	Q min
	mm	mm	mm	mm	mm	mm	mm	mm	mm	mm	mm	kN/bf
SJ240F1	120.0	16.0	18.6	10.0	12.0	28.0	25.9	27.5	22.0	2.5	22.0	30.0/6744



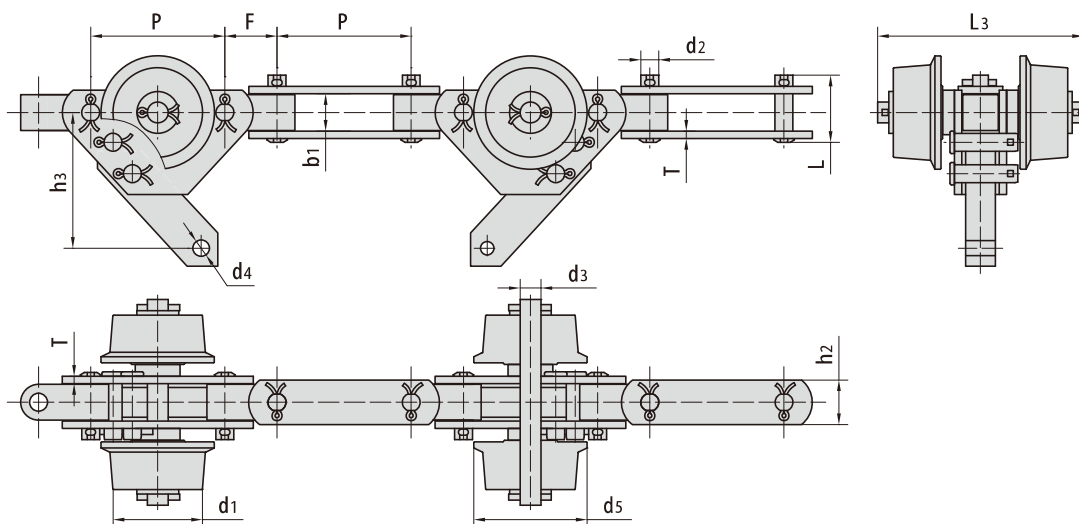
东华链号 Donghua Chain No.	节距 Pitch	外节内宽 Width between outer plates	销轴直径 Pin diameter		销轴长度 Pin length			链板尺寸 plate dimension		附件尺寸 Attachment dimension	抗拉强度 Tensile strength
	p	b1 min	d2 max	d3 max	L max	Lc max	L1 max	h2 max	T max	F	Q min
	mm	mm	mm	mm	mm	mm	mm	mm	mm	mm	kN/bf
SJ250F6	90.0	31.0	14.0	14.0	46.5	50.5	130.0	35.0	5.0	35.0	100.0/22480
SJ300F9	115.0	31.0	16.0	18.0	48.0	53.0	130.0	35.0	6.0	35.0	125.0/28100

## 双铰接输送链

### Universal movement conveyor chains



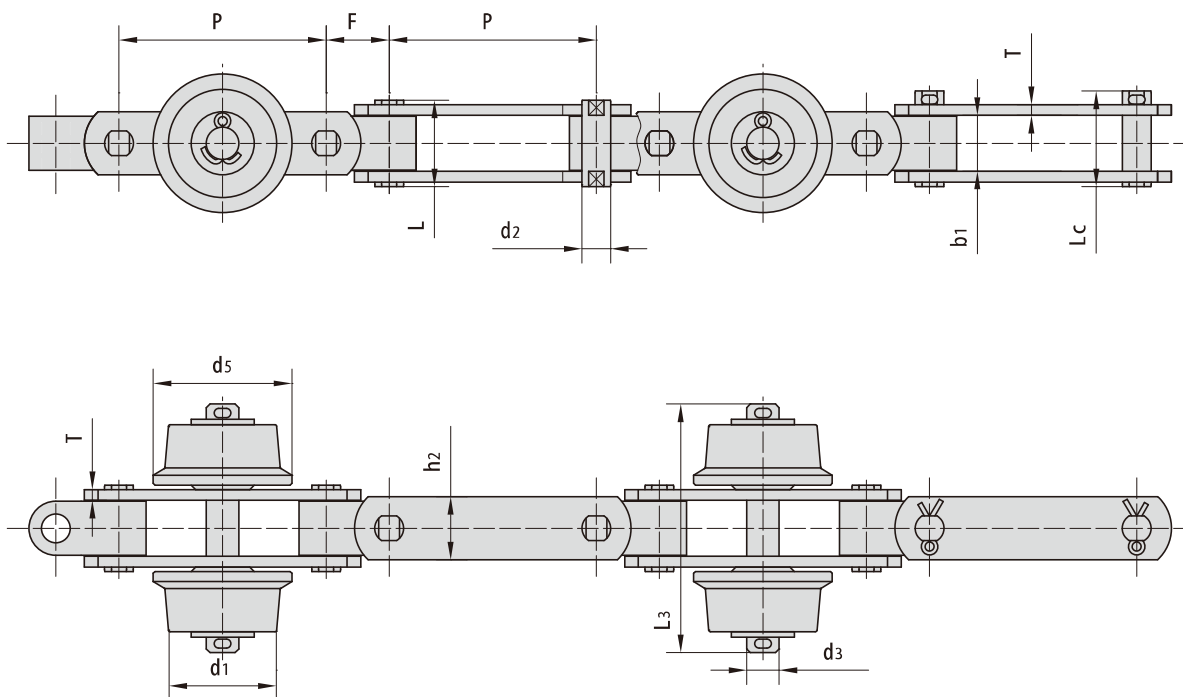
东华链号 Donghua Chain No.	节距 Pitch	外节内宽 Width between outer plates	销轴直径 Pin diameter		销轴长度 Pin length		链板尺寸 plate dimension		附件尺寸 Attachment dimension					抗拉强度 Tensile strength
	P	b <sub>1</sub>	d <sub>2</sub> max	d <sub>3</sub> max	L max	L <sub>3</sub> max	h <sub>2</sub> max	T max	h <sub>3</sub>	h <sub>4</sub>	L <sub>1</sub>	d <sub>4</sub>	F	Q <sub>m</sub>
	mm	mm	mm	mm	mm	mm	mm	mm	mm	mm	mm	mm	mm	kN/bf
S J250F9	90.0	25.0	12.0	14.0	45.0	130.0	30.0	5.0	55.0	72.0	35.0	10.0	35.0	90.0/20232
S J300F2	110.0	30.4	16.0	16.0	58.0	132.0	40.0	6.0	55.0	70.0	32.0	12.0	40.0	230.0/51704
S J300F13	115.0	31.0	16.0	18.0	53.0	155.0	35.0	6.0	33.0	52.5	30.0	13.0	35.0	150.0/33720



东华链号 Donghua Chain No.	节距 Pitch	滚子直径 Pin diameter		外节内宽 Width between outer plates	销轴直径 Pin diameter		销轴长度 Pin length		链板尺寸 plate dimension		附件尺寸 Attachment dimension			抗拉强度 Tensile strength
	P	d <sub>1</sub> max	d <sub>5</sub> max	b <sub>1</sub>	d <sub>2</sub> max	d <sub>3</sub> max	L max	L <sub>3</sub> max	h <sub>2</sub> max	T max	h <sub>3</sub>	d <sub>4</sub>	F	Q <sub>m</sub>
	mm	mm	mm	mm	mm	mm	mm	mm	mm	mm	mm	mm	mm	kN/bf
S J250F11	90.0	60.0	76.0	25.0	12.0	14.0	45.0	138.0	30.0	5.0	35.0	10.0	35.0	90.0/20232

## 双铰接输送链

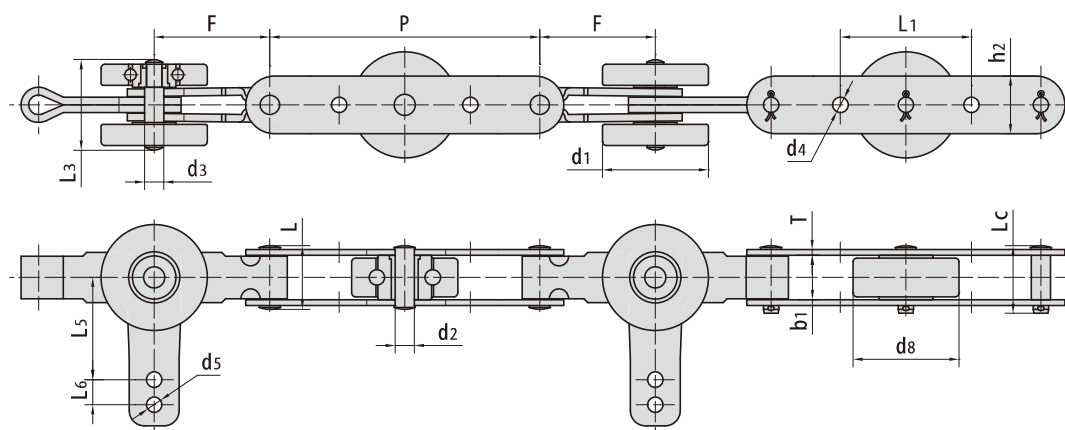
Universal movement conveyor chains



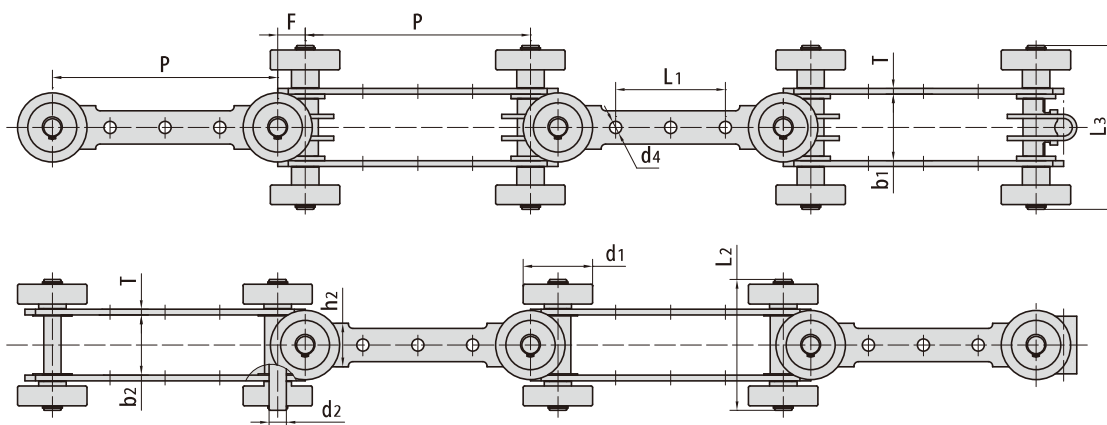
东华链号 Donghua Chain No.	节距 Pitch	滚子直径 Pin diameter		外节内宽 Width between outer plates	销轴直径 Pin diameter		销轴长度 Pin length			链板尺寸 plate dimension		附件尺寸 Attachment dimension	抗拉强度 Tensile strength
	P	d1 max	d5 max	b1 min	d2 max	d3 max	L max	Lc max	L3 max	h2 max	T max	F	Q min
	mm	mm	mm	mm	mm	mm	mm	mm	mm	mm	mm	mm	kN/bf
SJ250F7	90.0	60.0	77.0	25.0	12.0	14.0	—	45.0	135.0	30.0	5.0	35.0	50.0/11240
SJ300F8	115.0	60.0	77.0	31.0	16.0	18.0	48.0	53.0	138.0	35.0	6.0	35.0	150.0/33720

## 双铰接输送链

Universal movement conveyor chains



东华链号 Donghua Chain No.	节距 Pitch	滚子直径 Pin diameter		外节内宽 Width between outer plates	销轴直径 Pin diameter		销轴长度 Pin length			链板尺寸 plate dimension		附件尺寸 Attachment dimension						抗拉强度 Tensile strength
	p	d1 max	d8 max	b1 min	d2 max	d3 max	L max	Lc max	L3 max	h2 max	T max	L1	L5	L6	d4	d5	F	Q min
	mm	mm	mm	mm	mm	mm	mm	mm	mm	mm	mm	mm	mm	mm	mm	mm	mm	kN/bf
S J184F1	111.3	55.0	46.0	23.0	10.0	10.0	38.0	—	45.5	25.6	4.0	68.8	53.7	12.2	7.9	7.7	36.35	20.0/4496
S J200F5	130.0	55.0	48.0	23.0	10.0	10.0	36.0	37.0	45.0	25.0	4.0	70.0	53.0	13.0	8.0	8.0	35.00	35.0/7868
S J300F14	180.0	55.0	55.0	23.0	10.0	10.0	33.0	35.0	43.0	30.0	3.0	68.0	53.0	13.0	8.0	8.0	60.00	20.0/4496

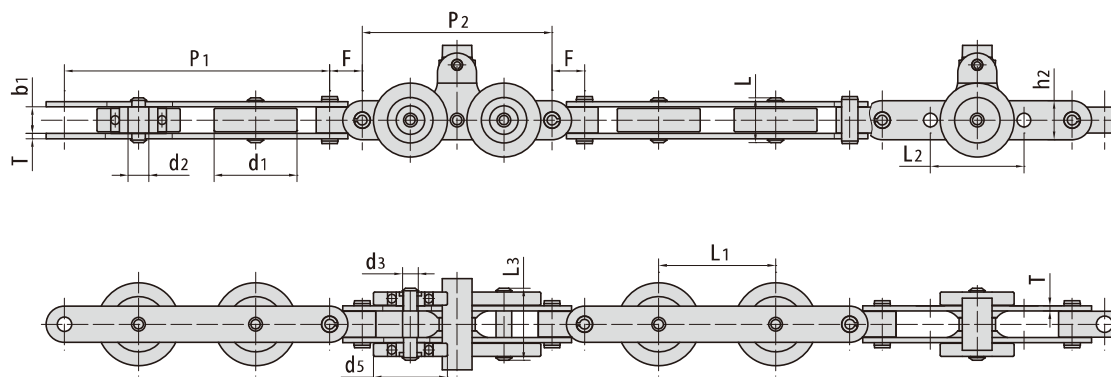


东华链号 Donghua Chain No.	节距 Pitch	滚子直径 Pin diameter	外节内宽 Width between outer plates		销轴直径 Pin diameter	销轴长度 Pin length		链板尺寸 plate dimension		附件尺寸 Attachment dimension			抗拉强度 Tensile strength
	P	d1 max	b1 min	b2 min	d2 max	L2 max	L3 max	h2 max	T max	L1	d4	F	Q min
	mm	mm	mm	mm	mm	mm	mm	mm	mm	mm	mm	mm	kN/bf
S J350	156.0	48.0	46.0	43.0	12.0	91.0	112.5	30.0	4.0	76.0	8.5	19.0	40.0/8992

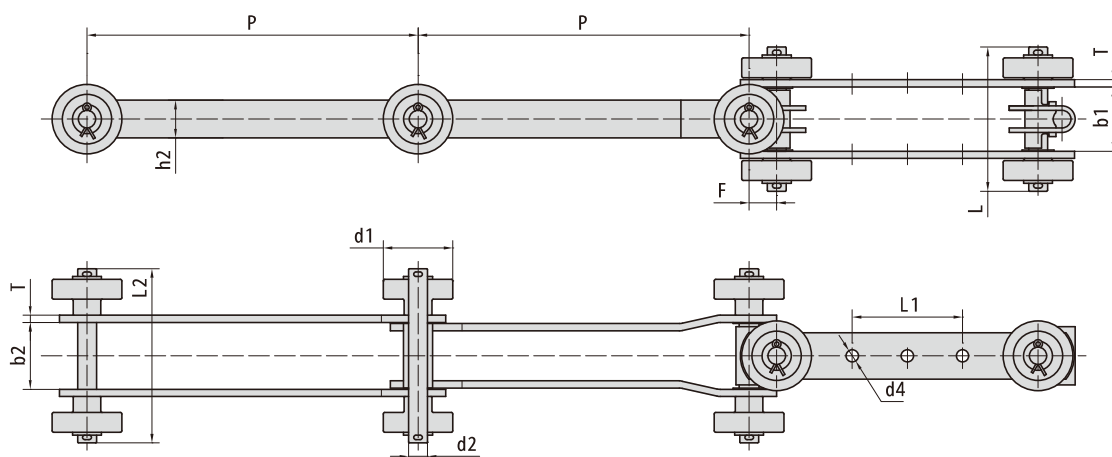


## 双铰接输送链

Universal movement conveyor chains

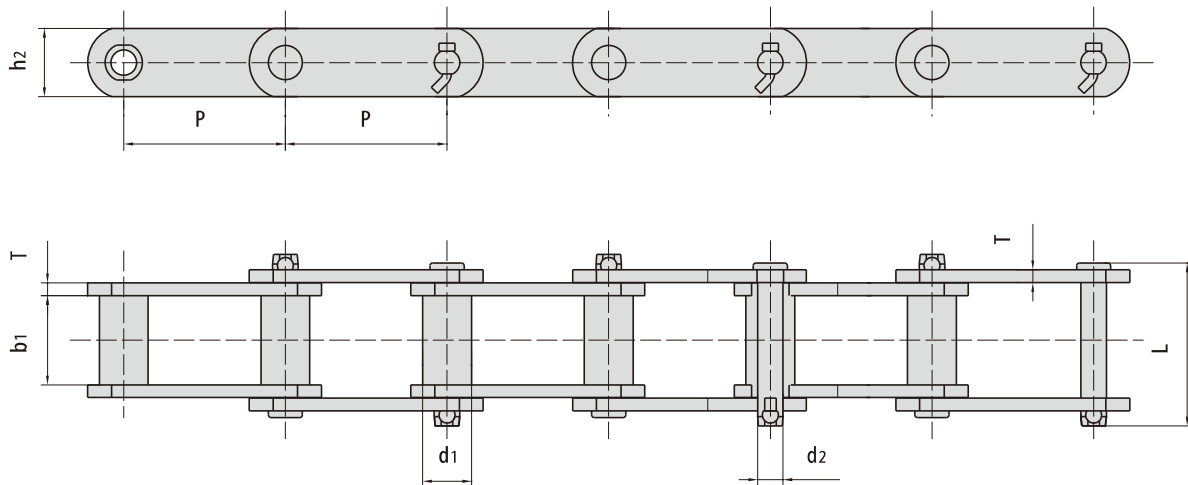


东华链号 Donghua Chain No.	节距 Pitch		滚子直径 Pin diameter		外节内宽 Width between outer plates	销轴直径 Pin diameter		销轴长度 Pin length		链板尺寸 plate dimension		附件尺寸 Attachment dimension			抗拉强度 Tensile strength
	P <sub>1</sub>	P <sub>2</sub>	d <sub>1 max</sub>	d <sub>5 max</sub>	b <sub>1 min</sub>	d <sub>2 max</sub>	d <sub>3 max</sub>	L <sub>max</sub>	L <sub>3 max</sub>	h <sub>2 max</sub>	T <sub>max</sub>	L <sub>1</sub>	L <sub>2</sub>	F	Q <sub>min</sub>
	mm	mm	mm	mm	mm	mm	mm	mm	mm	mm	mm	mm	mm	mm	kN/bf
S J500F4	204.0	146.0	63.8	56.8	20.5	16.0	12.0	34.5	50.5	30.0	4.0	90.0	72.0	25.0	50.0/11240
S J500F2	304.0	146.0	63.8	56.8	20.5	16.0	12.0	34.5	50.5	30.0	4.0	210.0	72.0	25.0	50.0/11240



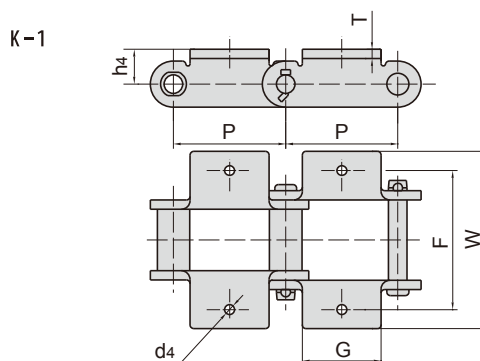
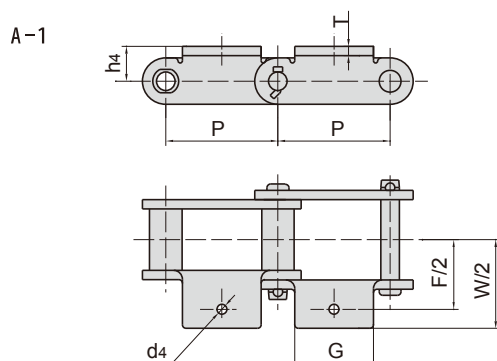
东华链号 Donghua Chain No.	节距 Pitch	滚子直径 Pin diameter	外节内宽 Width between outer plates		销轴直径 Pin diameter	销轴长度 Pin length		链板尺寸 plate dimension		附件尺寸 Attachment dimension			抗拉强度 Tensile strength
	P	d <sub>1 max</sub>	b <sub>1 min</sub>	b <sub>2 min</sub>	d <sub>2 max</sub>	L <sub>2 max</sub>	L <sub>3 max</sub>	h <sub>2 max</sub>	T <sub>max</sub>	L <sub>1</sub>	d <sub>4</sub>	F	Q <sub>min</sub>
	mm	mm	mm	mm	mm	mm	mm	mm	mm	mm	mm	mm	kN/bf
SJ685.8F1	228.6	48.0	43.0	46.0	12.7	96.0	120.0	26.0	5.0	76.0	8.5	16.5	40.0/8992

## 工程用钢制套筒链 Engineering steel bush chains



ANSI 链号 ANSI Chain No.	东华链号 Donghua Chain No.	节距 Pitch	套筒直径 Bush diameter	内节内宽 Width between inner plates	销轴直径 Pin diameter	销轴长度 Pin length	链板高度 Plate depth	链板厚度 Plate thickness	抗拉强度 Tensile strength	平均抗拉强度 Average tensile strength	每米长重 Weight per meter
		P	d <sub>1</sub> max mm	b <sub>1</sub> min mm	d <sub>2</sub> max mm	L max mm	h <sub>2</sub> max mm	T max mm	Q <sub>m</sub> min kN/bf	Q <sub>0</sub> kN	q kg/m
S102B		101.60	25.40	54.10	15.88	111.3	38.10	9.7	160.0/35993	176.0	10.40
S110		152.40	32.00	54.10	15.88	111.3	38.10	9.7	160.0/35993	176.0	9.80
S111		120.90	36.60	66.80	19.05	131.2	50.80	9.7	214.0/48141	235.4	15.90
S131		78.11	32.00	33.50	15.88	90.5	38.10	9.7	160.0/35993	176.0	11.60
S150		153.67	44.70	84.30	25.40	164.6	63.50	12.7	378.0/85034	416.0	25.70
S188		66.27	22.40	26.90	12.70	68.6	28.40	6.4	102.0/22946	112.2	5.60
S856		152.40	44.40	76.20	25.40	154.9	63.50	12.7	365.0/82110	401.5	25.00
S857		152.40	44.40	76.20	25.40	154.9	82.60	12.7	432.0/97182	475.2	32.00
S859		152.40	60.40	95.30	31.75	188.5	101.60	16.0	690.0/155221	759.0	55.90
S864		177.80	60.40	95.30	31.75	188.5	101.60	16.0	690.0/155221	759.0	51.80
	S102.5	102.36	34.93	57.15	19.05	115.0	44.45	9.5	214.0/48141	235.4	14.09
	S110F1	152.40	31.75	53.48	15.88	111.0	44.45	9.5	160.0/35993	176.0	10.50
	S111F1	120.90	36.51	66.68	19.05	125.0	50.80	9.5	214.0/48141	235.4	15.46
	S150F1	153.67	44.50	80.60	28.60	152.0	80.00	12.0	900.0/202328	990.0	29.87

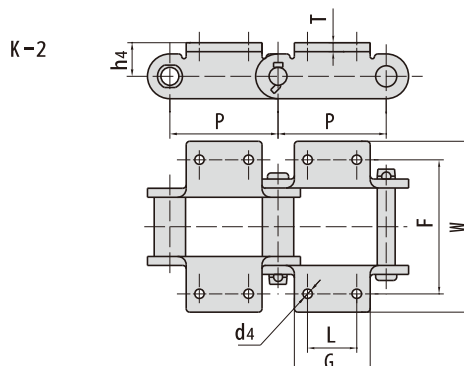
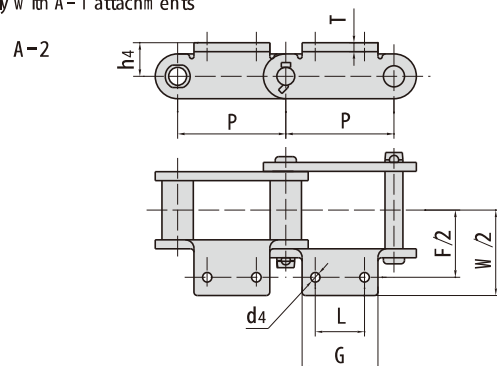
## 工程用钢制套筒链附件 Engineering steel bush chain attachments



ANSI 链号 ANSI Chain No.	P	G	F	W	h <sub>4</sub>	d <sub>4</sub>	T
	mm	mm	mm	mm	mm	mm	mm
*S102B	101.60	77.0	121.0	180.8	25.4	10.2	9.7
S131	78.11	73.9	104.6	157.0	25.4	13.5	9.7
S188	66.27	54.6	95.2	131.6	20.6	10.2	6.4

\*S102B 只有带 A-1 附件

\*S102B only with A-1 attachments

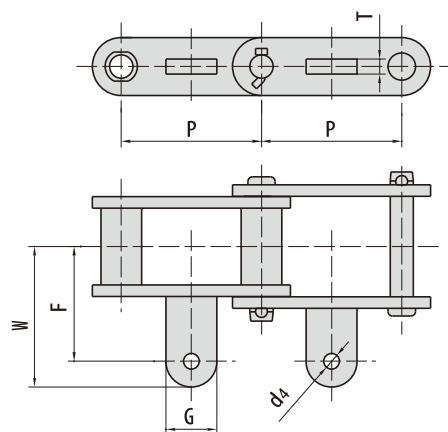


ANSI 链号 ANSI Chain No.	东华链号 Donghua Chain No.	P	L	G max	F	W max	h <sub>4</sub>	d <sub>4</sub> min	T
		mm	mm	mm	mm	mm	mm	mm	mm
S102B		101.60	44.50	69.9	134.90	180.80	25.40	10.20	9.7
S110		152.40	44.50	89.6	134.90	180.80	25.40	10.20	9.7
S111		120.90	58.70	92.7	158.80	210.80	38.10	13.50	9.7
S131		78.11	38.10	73.9	104.60	157.00	25.40	13.50	9.7
S150		153.67	69.90	108.7	190.50	249.40	47.80	13.50	12.7
S188		66.27	31.80	54.6	106.40	131.60	20.60	8.60	6.4
S856		152.40	63.50	103.1	184.20	241.30	47.80	16.80	12.7
	S102.5	102.36	44.45	69.0	136.53	163.51	28.58	9.50	9.5
	S110F1	152.40	44.45	88.9	134.94	165.10	27.78	10.30	9.5
	S111F1	120.90	58.70	87.5	158.75	196.85	38.10	13.70	9.5
	S102.5A2F1	102.36	44.45	80.0	134.60	172.00	28.58	14.50	9.5
	S856F3	152.40	57.15	108.0	160.30	215.90	47.80	13.49	12.7
	S110F3	152.40	44.50	76.2	134.90	161.00	25.40	10.20	9.7
	S188F6	66.27	31.75	54.6	105.20	129.30	22.30	11.11	6.4
	S856F5	152.40	63.50	180.0	184.15	241.00	12.70	18.00	12.7

## 工程用钢制套筒链附件

### Engineering steel bush chain attachments

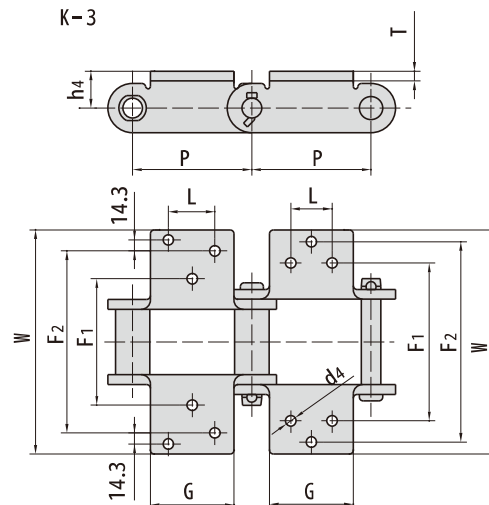
A-22



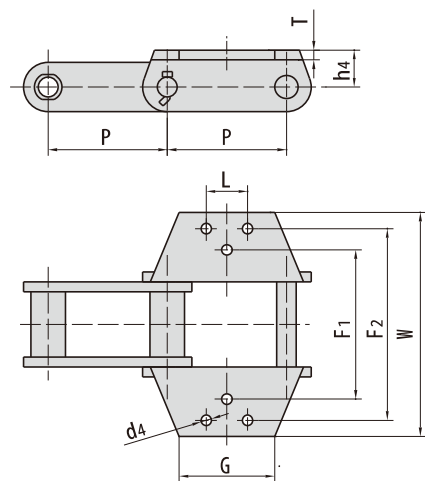
ANSI 链号 ANSI Chain No.	东华链号 Donghua Chain No.	P	G	F	W	d <sub>4</sub>	T
		mm	mm	mm	mm	mm	mm
S 188		66.27	49.2	45.2	61.2	10.2	10.4
	S 188A 22F1	66.27	32.0	45.2	61.2	12.0	6.4

ANSI 链号 ANSI Chain No.	P	G	L	F <sub>1</sub>	F <sub>2</sub>	W	h <sub>4</sub>	d <sub>4</sub>	T
	mm	mm	mm	mm	mm	mm	mm	mm	mm
S 150	153.67	109.5	69.9	190.5	292.1	347.5	47.8	13.5	13.5
S 856	152.40	152.4	69.9	166.6	277.9	349.3	47.8	13.5	13.5

K-3



K-35

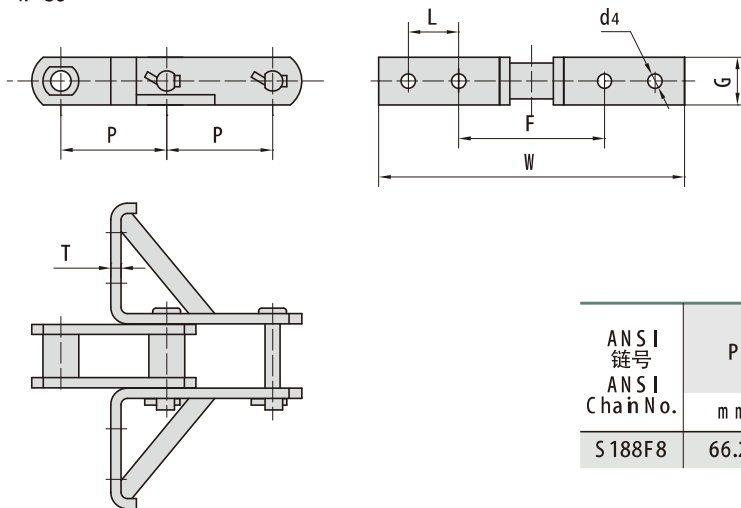


ANSI 链号 ANSI Chain No.	P	G	L	F <sub>1</sub>	F <sub>2</sub>	W	h <sub>4</sub>	d <sub>4</sub>	T
	mm	mm	mm	mm	mm	mm	mm	mm	mm
S 856	152.4	90.00	63.50	184.2	298.50	349.30	47.8	16.80	13.50
S 102BF3K2	101.6	101.00	44.50	—	132.00	164.00	38.1	11.00	10.00
S 111F2K2	120.9	120.65	58.67	—	158.74	195.33	38.1	14.23	9.65
S 856F8K3	152.4	90.00	64.00	199.5	314.00	355.00	71.0	17.00	16.00

## 工程用钢制套筒链附件

### Engineering steel bush chain attachments

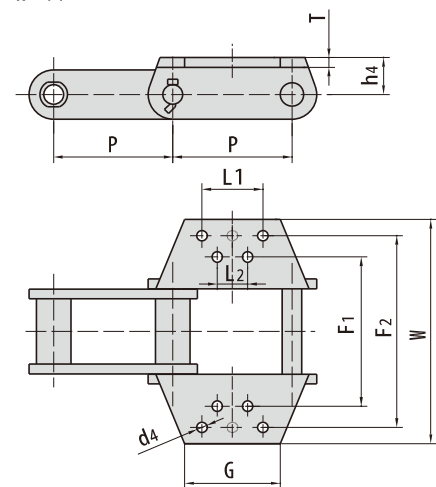
K-35



ANSI 链号 ANSI Chain No.	P	G	L	F	W	d4	T
	mm	mm	mm	mm	mm	mm	mm
S 188F8	66.27	29.8	31.6	92.5	192	9.1	6.4

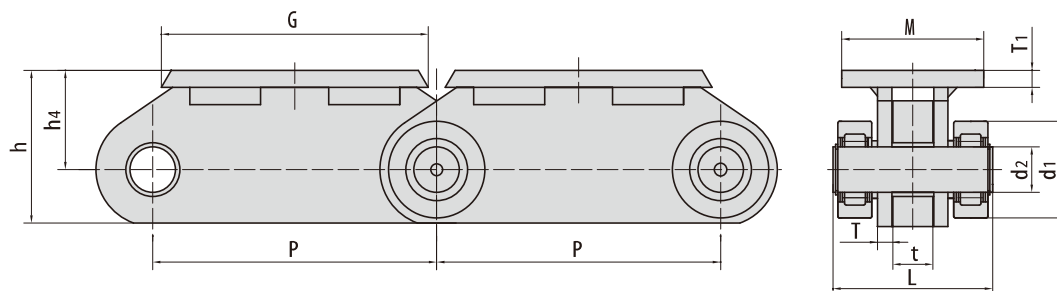
ANSI 链号 ANSI Chain No.	P	G	L1	L2	F1	F2	W	h4	d4	T
	mm	mm	mm	mm	mm	mm	mm	mm	mm	mm
S 857	152.4	146.1	88.9	88.9	177.8	304.8	355.6	63.5	13.5	13.5
S 859	152.4	146.1	114.3	69.9	228.6	330.2	381.0	76.2	16.8	13.5
S 864	177.8	146.1	139.7	95.3	228.6	330.2	381.0	76.2	16.8	13.5

K-44

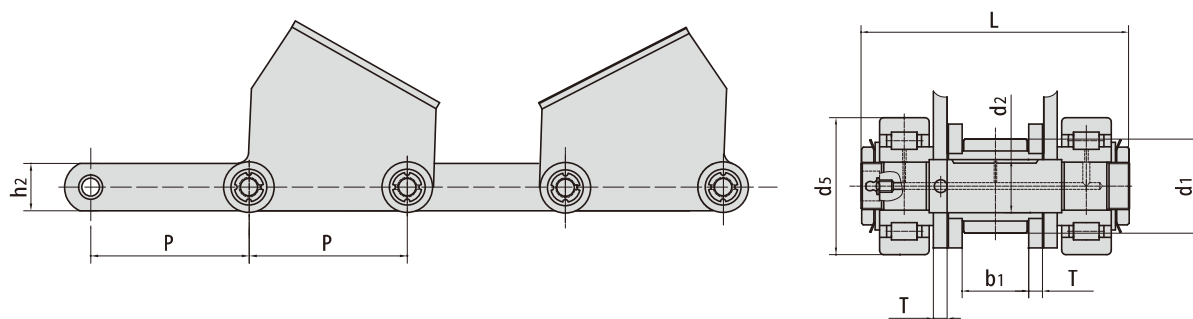


## 钢厂用输送链

Conveyor chains for steel mill

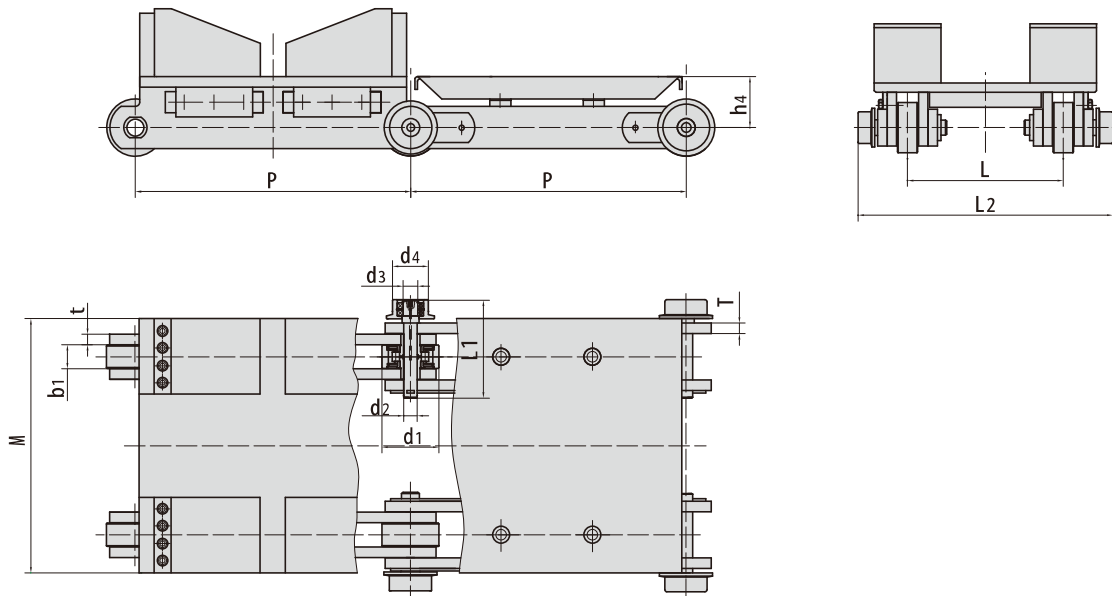


东华链号 Donghua Chain No.	节距 Pitch	滚子直径 Roller diameter	销轴直径 Pin diameter	销轴长度 Pin length	链板厚度 Plate thickness	附件尺寸 Attachment dimensions					抗拉强度 Tensile strength
	P	d1 max	d2 max	L max	t/T max	G	M	h4	h	T1	Q min
	mm	mm	mm	mm	mm	mm	mm	mm	mm	mm	kN/bf
P 500	500.0	170.0	80.0	281.0	50.0/25.0	470.0	250.0	175.0	269.0	30.0	1900/427419
P 500F23-00	500.0	170.0	80.0	261.0	60.0/20.0	470.0	250.0	155.0	240.0	30.0	1600/359680



东华链号 Donghua Chain No.	节距 Pitch	滚子直径 Roller diameter		内节内宽 Width between inner plates	销轴直径 Pin diameter	销轴长度 Pin length	链板厚度 Plate thickness	链板高度 Plate depth	抗拉强度 Tensile strength
	P	d1 max	d5 max	b1 min	d2 max	L max	T max	h2	Q min
	mm	mm	mm	mm	mm	mm	mm	mm	kN/bf
P 250F168	250.0	107.0	160.0	78.0	62.0	330.0	16.0	150.0	1000/224800
P 500F1	500.0	107.0	160.0	78.0	62.0	325.0	20.0	150.0	800/179966
P 500F2	500.0	107.0	160.0	76.0	62.0	310.0	16.0	150.0	700/157470
P 500F18	500.0	107.0	160.0	78.0	62.0	310.0	16.0	150.0	1000/224800

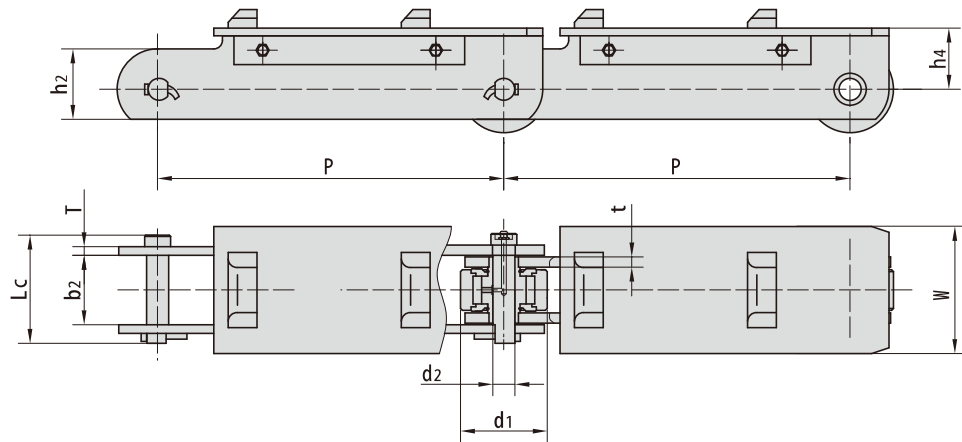
## 钢厂用输送链 Conveyor chains for steel mill



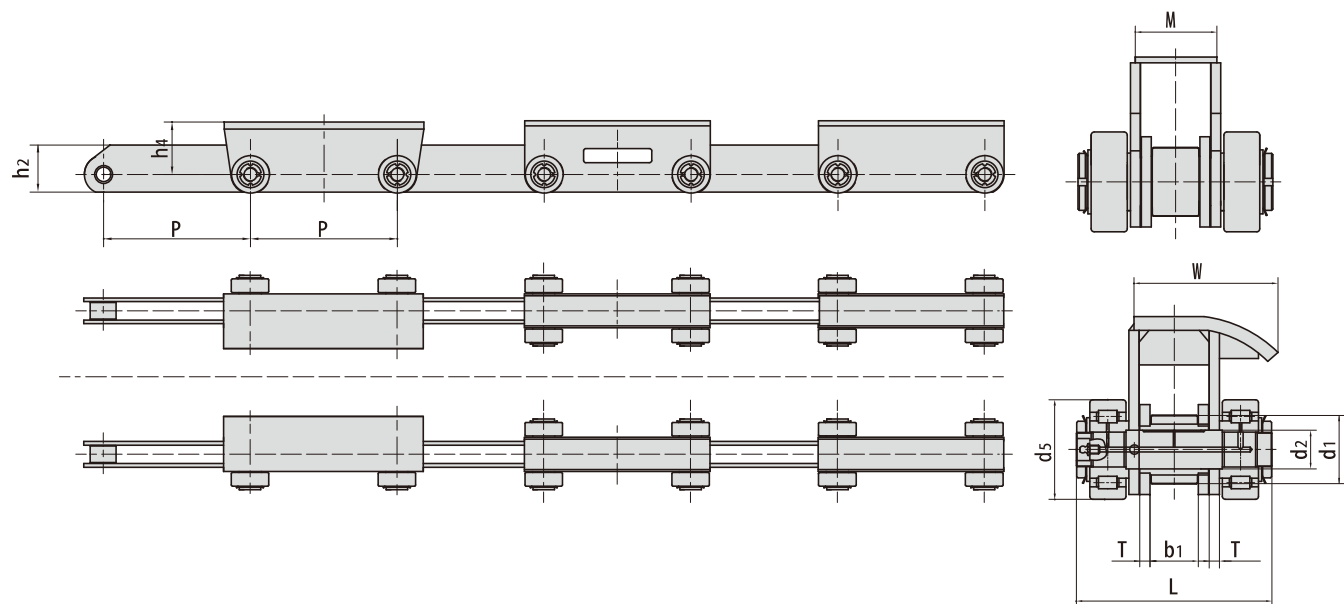
东华链号 Donghua Chain No.	节距 Pitch	滚子直径 Roller diameter		内节内宽 Width between inner plates	销轴直径 Pin diameter		销轴长度 Pin length	链板厚度 Plate thickness	附板尺寸 Attachment dimension				抗拉强度 Tensile strength	每米长重 Weight per meter
	P	d1 max	d4 max	b1 min	d2 max	d3 max	L1 max	t/T max	L	L2	M	h4	Q min	q
	mm	mm	mm	mm	mm	mm	mm	mm	mm	mm	mm	mm	kN/bf	kg/m
P 650	650.0	135.0	85.0	56.0	32.0	35.0	232.0	25.0	420.0	690.0	600.0	120.0	750/168718	214.5
P 750	750.0	200.0	85.0	82.0	55.0	35.0	276.0	30.0/25.0	380.0	690.0	600.0	162.5	2050/460858	-



## 钢厂用输送链 Conveyor chains for steel mill



东华链号 Donghua Chain No.	节距 Pitch	滚子直径 Roller diameter	外节内宽 Width between outer plates	销轴直径 Pin diameter	销轴长度 Pin length	链板高度 Plate depth	链板厚度 Plate thickness	附板尺寸 Attachment dimension		平均抗拉强度 Average tensile strength
	P	d1 max	b2 min	d2 max	Lc max	h2	t/T max	h4	W	Q0
	mm	mm	mm	mm	mm	mm	mm	mm	mm	kN/bf
P600F1	600.0	150.0	117.0	38.0	187.0	122.0	18/15	105.7	220.0	1470/330687

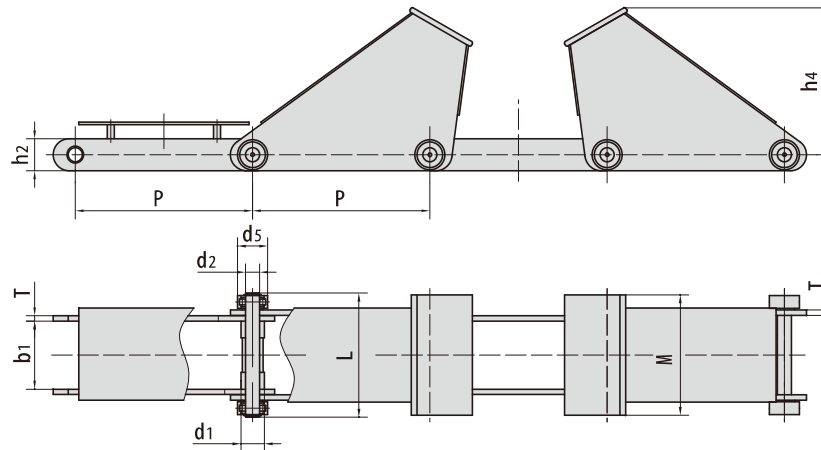


东华链号 Donghua Chain No.	节距 Pitch	滚子直径 Roller diameter		内节内宽 Width between inner plates	销轴直径 Pin diameter	销轴长度 Pin length	链板厚度 Plate thickness	附板尺寸 Attachment dimension				抗拉强度 Tensile strength
	P	d1 max	d5 max	b1	d2 max	L max	T max	W	M	h2	h4	Q <sub>min</sub>
	mm	mm	mm	mm	mm	mm	mm	mm	mm	mm	mm	kN/bf
P625	625.0	107.0	160.0	78.0	62.0	310.0	16.0	227.5	130.0	200.0	215.0	700/157470

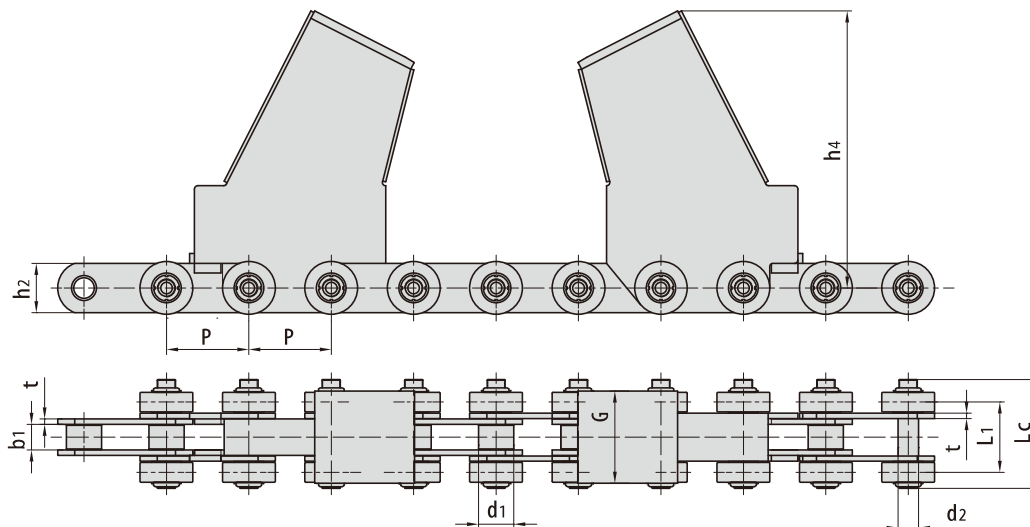


## 钢厂用输送链

### Conveyor chains for steel mill



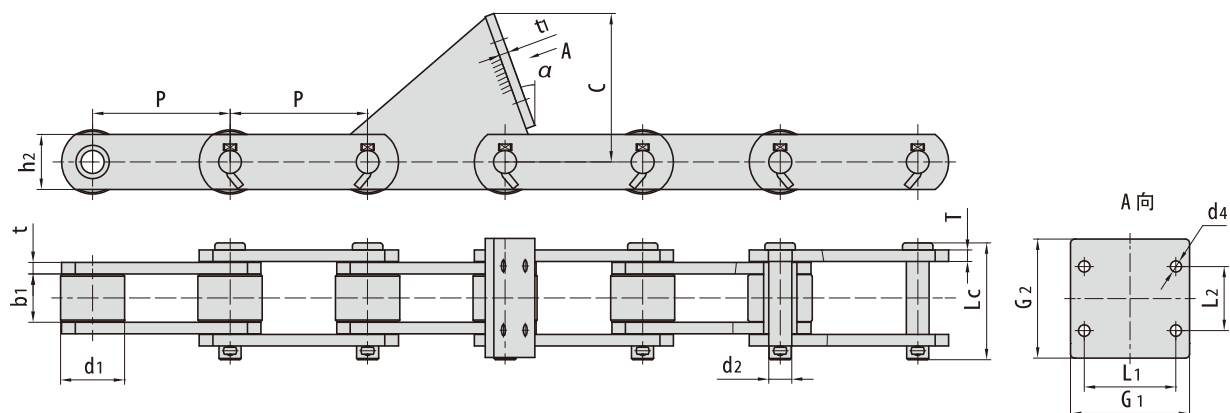
东华链号 Donghua Chain No.	节距 Pitch	滚子直径 Roller diameter		内节内宽 Width between inner plates	销轴直径 Pin diameter	链板高度 Plate height	销轴长度 Pin length	链板厚度 Plate thickness	附板尺寸 Attachment dimension		抗拉强度 Tensile strength
	P	d1 max	d5 max	b1 min	d2 max	h2	L max	T max	h4	M	Q min
	mm	mm	mm	mm	mm	mm	mm	mm	mm	mm	kN/bf
P1000	1000.0	110.0	170.0	384.0	80.0	180.0	678.0	30.0	832.0	680.0	1800/404923



东华链号 Donghua Chain No.	节距 Pitch	滚子直径 Roller diameter	内节内宽 Width between inner plates	销轴直径 Pin diameter	销轴长度 Pin length	链板厚度 Plate thickness	链板高度 Inner Plate height	附板尺寸 Attachment dimension			抗拉强度 Tensile strength	每米长重 Weight per meter
	P	d1 max	b1 min	d2 max	Lc max	t	h2 max	h4	L1	G	Q min	q
	mm	mm	mm	mm	mm	mm	mm	mm	mm	mm	kN/bf	kg/m
P250F168	250.0	107.0	78.0	62.0	330.0	16.0	150.0	840.4	213.0	280.0	1000/224800	270.5

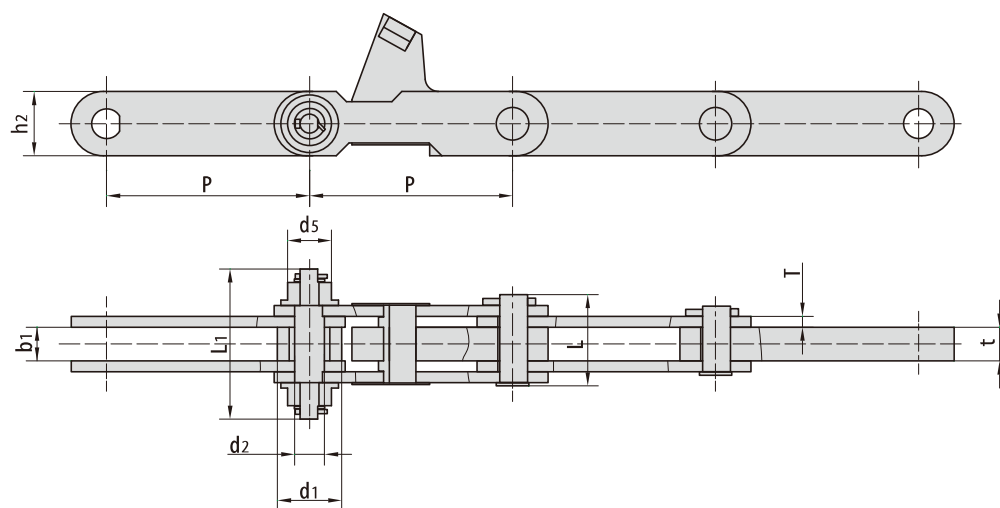
# 钢厂用输送链

Conveyor chains for steel mill



东华链号 Donghua Chain No.	节距 Pitch	滚子直径 Roller diameter	内节内宽 Width between inner plates	销轴直径 Pin diameter	销轴长度 Pin length	链板高度 Inner Plate depth	链板厚度 Plate thickness	抗拉强度 Tensile strength	每米长重 Weight per meter
	P	d1 max	b1 min	d2 max	Lc max	h2 max	t/T	Q <sub>m</sub> min	q
	mm	mm	mm	mm	mm	mm	mm	kN/bf	kg/m
P95.25F1	95.25	44.45	33.30	15.88	81.00	38.10	8.00	180.0/40464	13.63

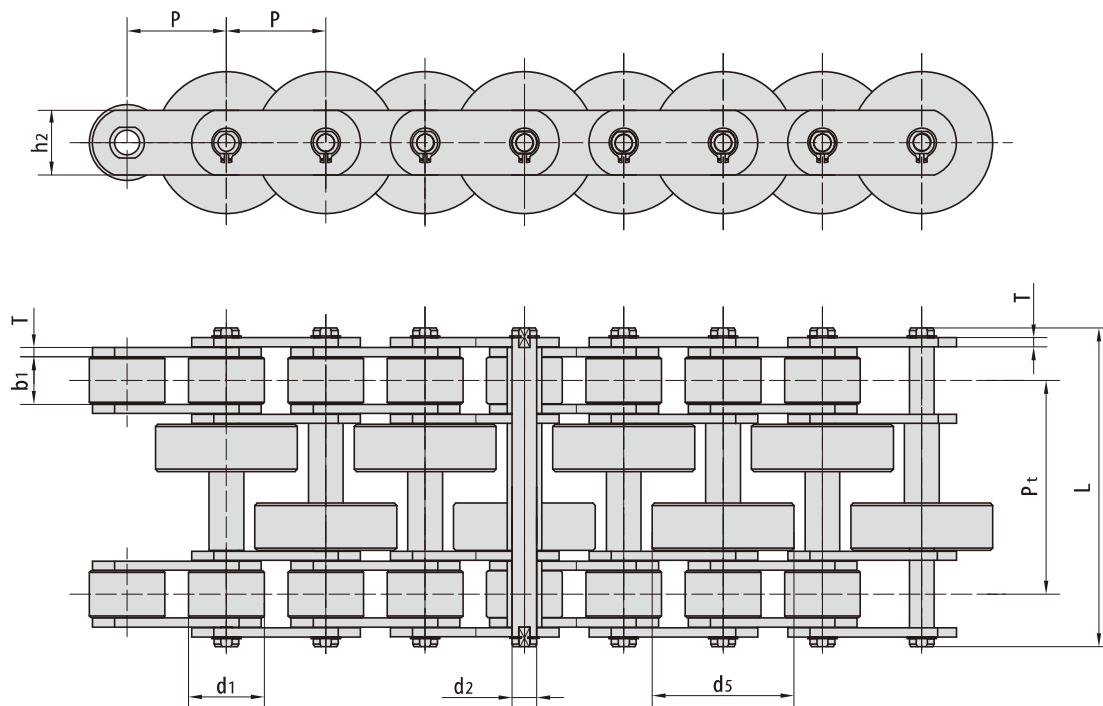
东华链号 Donghua Chain No.	P	C	d4	t1	L1	G1	L2	G2	α
	mm	mm	mm	mm	mm	mm	mm	mm	mm
P95.25F1	95.25	102.85	7.90	6.40	63.50	82.50	44.45	82.50	20°



东华链号 Donghua Chain No.	节距 Pitch	滚子直径 Roller diameter		内节内宽 Width between inner plates	销轴直径 Pin diameter	销轴长度 Pin length		链板厚度 Plate thickness	抗拉强度 Tensile strength
	P	d1 max	d5 max	b1 min	d2 max	L max	L1 max	t/T max	Q <sub>m</sub> min
	mm	mm	mm	mm	mm	mm	mm	mm	kN/bf
P300F5	300.0	95.0	65.0	50.0	44.0	135.0	222.0	50.0/16.0	500.0/112478.0

## 钢厂用输送链

Conveyor chains for steel mill

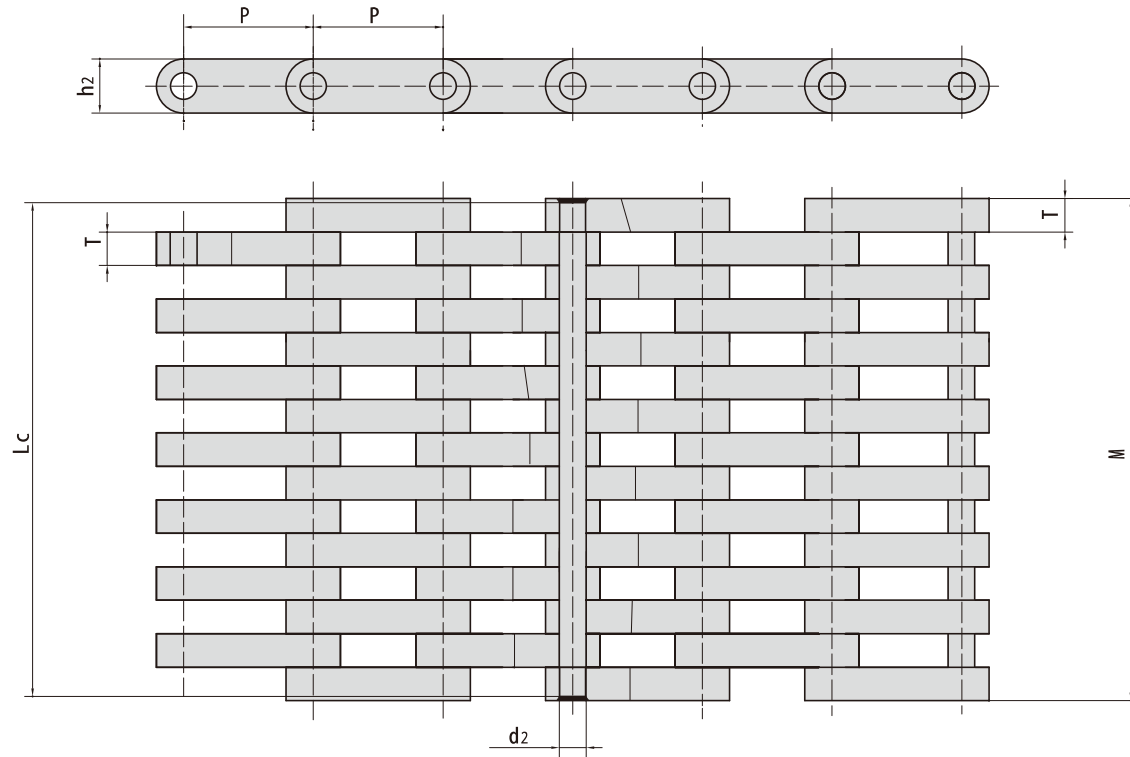


东华链号 Donghua Chain No.	节距 Pitch	滚子直径 Roller diameter		内节内宽 Width between inner plates	销轴直径 Pin diameter	销轴长度 Pin length	链板厚度 Plate thickness	链板高度 Plate depth	排距 Transverse pitch	抗拉强度 Tensile strength	每米长重 Weight per meter
	p	d1 max	d5 max	b1 min	d2 max	L max	T max	h2 max	Pt	Q min	q
	mm	mm	mm	mm	mm	mm	mm	mm	mm	kN/bf	kg/m
P45F8	45.0	36.0	69.0	18.0	12.0	128.0	4	30.0	108.0	160/35968	25.70
P63F4	63.0	48.0	90.0	30.0	15.88	202.0	6	41.0	135.0	200/44991	36.57
P100F316-2	100.0	60.0	140.0	39.0	22.0	256.0	8	50.0	160.0	450/101160	84.10



## 钢厂用输送链

### Conveyor chains for steel mill


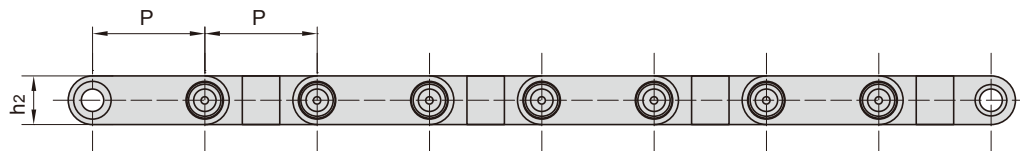


东华链号 Donghua Chain No.	节距 Pitch	链板组合 Plate length	销轴直径 Pin diameter	销轴长度 Pin length	链板厚度 Plate thickness	链板尺寸 Plate dimension		抗拉强度 Tensile strength	平均抗拉强度 Average tensile strength	每米长重 Weight per meter
	P		d2 max	Lc max	T max	h2	M	Q min	Q0	q
	mm		mm	mm	mm	mm	mm	kN/bf	kN/bf	kg/m
LF152F1	152.0	6x5	26.92	279.4	25.4	50.8	283.2	2000/449600	2200/494560	70.0
LF155	155.0	7x8	31.5	595.0	40.0	65.0	605.0	3200/719864	3520/791851	202.2



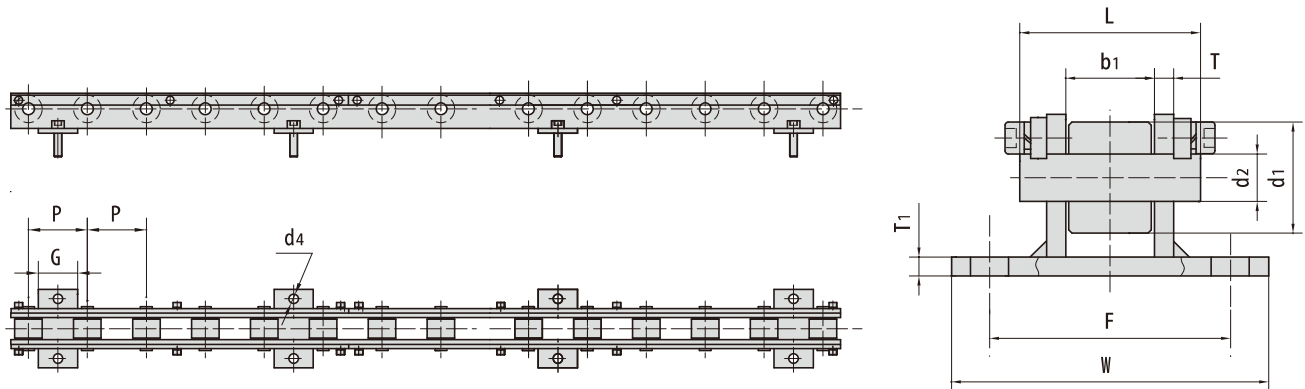
## 钢厂用输送链

### Conveyor chains for steel mill

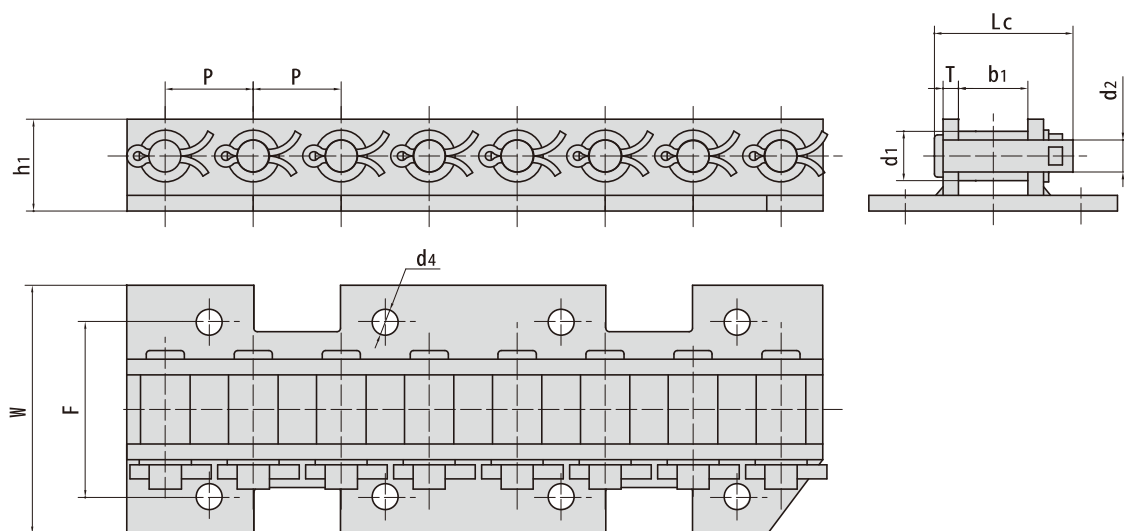


东华链号 Donghua Chain No.	节距 Pitch	链板组合 Plate acing	销轴直径 Pin diameter	销轴长度 Pin length	链板厚度 Plate thickness	链板尺寸 Plate dimension		抗拉强度 Tensile strength	平均抗拉强度 Average tensile strength	每米长重 Weight per meter
	P		d <sub>2</sub> max	L <sub>c</sub> max	T max	h <sub>2</sub>	M	Q <sub>min</sub>	Q <sub>0</sub>	q
	mm		mm	mm	mm	mm	mm	kN/bf	kN	kg/m
LF150F1	150.0	18×19	30.0	1117.0	30.0	65.0	1119.0	5200/1169000	5700.0	365.0

## 钢厂用输送链 Conveyor chains for steel mill

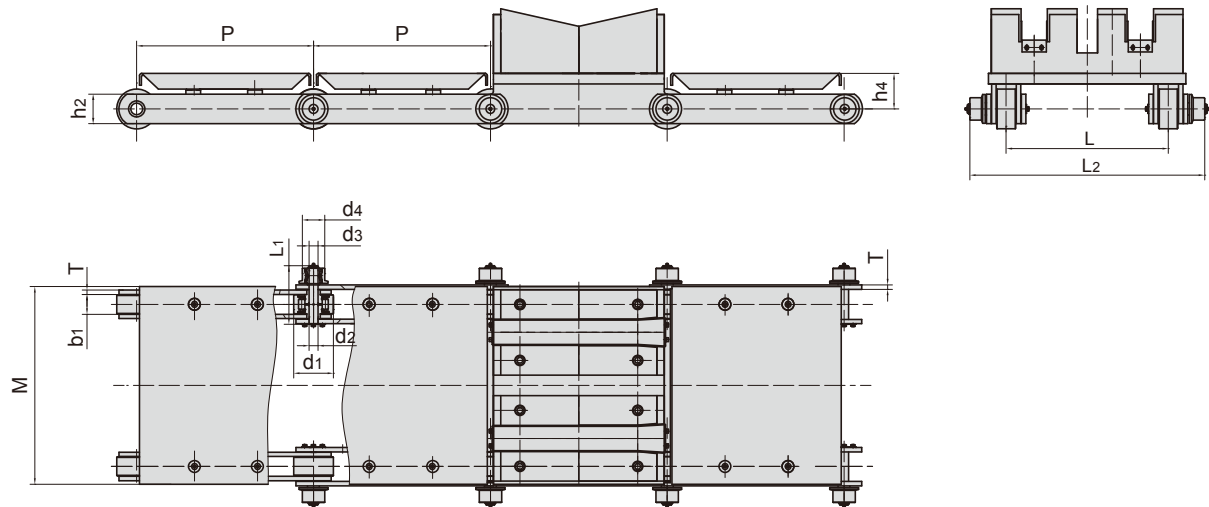


东华链号 Donghua Chain No.	节距 Pitch	滚子直径 Roller diameter	内节内宽 Width between inner plates	销轴直径 Pin diameter	销轴长度 Pin length	链板厚度 Plate thickness	附板尺寸 Attachment dimension					每米长重 Weight per meter
	P	d1 max	b1	d2 max	L max	T max	T1	W	F	d4	G	q
	mm	mm	mm	mm	mm	mm	mm	mm	mm	mm	mm	kg/m
P 75F9	75.0	35.0	28.0	15.0	56.0	6.0	6.0	100.0	76.0	12.0	50.0	22.3

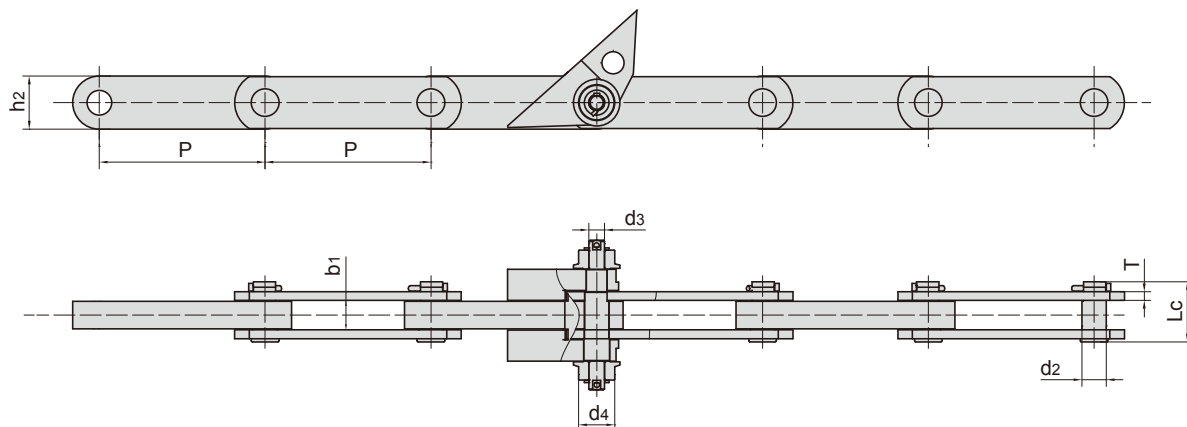


东华链号 Donghua Chain No.	节距 Pitch	滚子直径 Roller diameter	内节内宽 Width between inner plates	销轴直径 Pin diameter	销轴长度 Pin length	链板厚度 Plate thickness	附板尺寸 Attachment dimension				抗拉强度 Tensile strength	每米长重 Weight per meter
	P	d1 max	b1	d2 max	Lc max	T max	F	W	d4	h1	Q min	q
	mm	mm	mm	mm	mm	mm	mm	mm	mm	mm	kN/bf	kg/m
P 50.8F10	50.8	28.6	40.0	18.5	80.0	9.0	101.6	143.6	15.0	53.0	193/43416	11.2

## 钢厂用输送链 Conveyor chains for steel mill

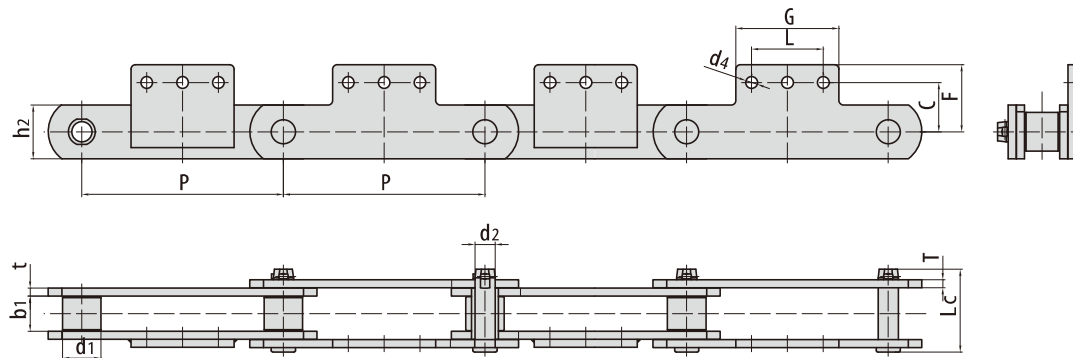


东华链号 Donghua Chain No.	节距 Pitch	滚子直径 Roller diameter		内节内宽 Width between inner plates	销轴直径 Pin diameter		销轴长度 Pin length	链板尺寸 Plate dimension		附件尺寸 Attachment dimension				抗拉强度 Tensile strength
	P	d1 max	d4	b1 min	d2 max	d3 max	Lc max	h2	T max	L	L2	M	h4	Q min
	mm	mm	mm	mm	mm	mm	mm	mm	mm	mm	mm	mm	mm	kN/bf
P 600F3	600.0	135.0	76.0	68.0	30.0	30.0	200.3	100.0	15.0	550.0	794.0	670.0	120.0	1000.0/224809.0

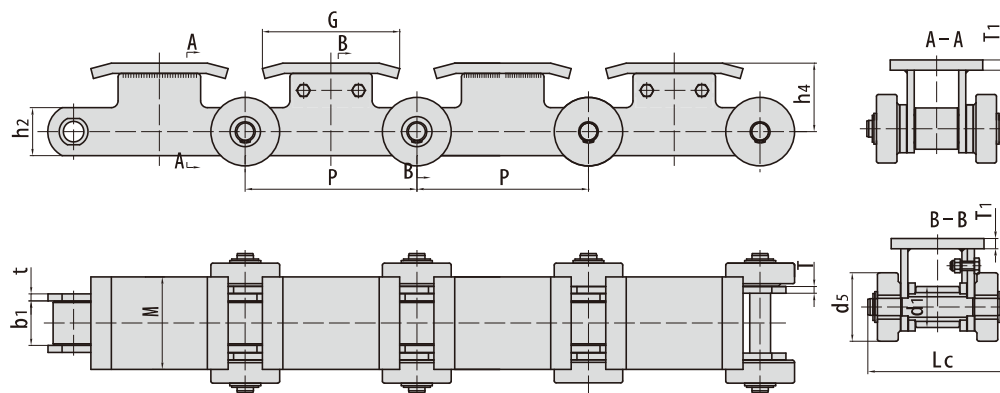


东华链号 Donghua Chain No.	节距 Pitch	滚子直径 Roller diameter	外节内宽 Width between outer plates	销轴直径 Pin diameter		销轴长度 Pin length	链板尺寸 Plate dimension		抗拉强度 Tensile strength
	P	d4 max	b1	d2 max	d3 max	Lc max	h2	T max	Q min
	mm	mm	mm	mm	mm	mm	mm	mm	kN/bf
P 300F7	300.0	65.0	53.0	44.0	28.0	108.9	96.0	16.0	500.0/112404.0

## 钢厂用输送链 Conveyor chains for steel mill



东华链号 Donghua Chain No.	节距 Pitch	滚子直径 Roller diameter	内节内宽 Width between inner plates	销轴直径 Pin diameter	销轴长度 Pin length	链板厚度 Plate thickness	链板高度 Inner Plate depth	附板尺寸 Attachment dimension					每米长重 Weight per meter
	P	d1 max	b1 min	d2 max	Lc max	t/T	h2 max	C	F	L	G	d4	q
	mm	mm	mm	mm	mm	mm	mm	mm	mm	mm	mm	mm	kg/m
P 450F9SA3	450.0	85.0	78.0	45.0	185.0	18.0	120.0	133.0	150.0	160.0	230.0	26.0	61.7

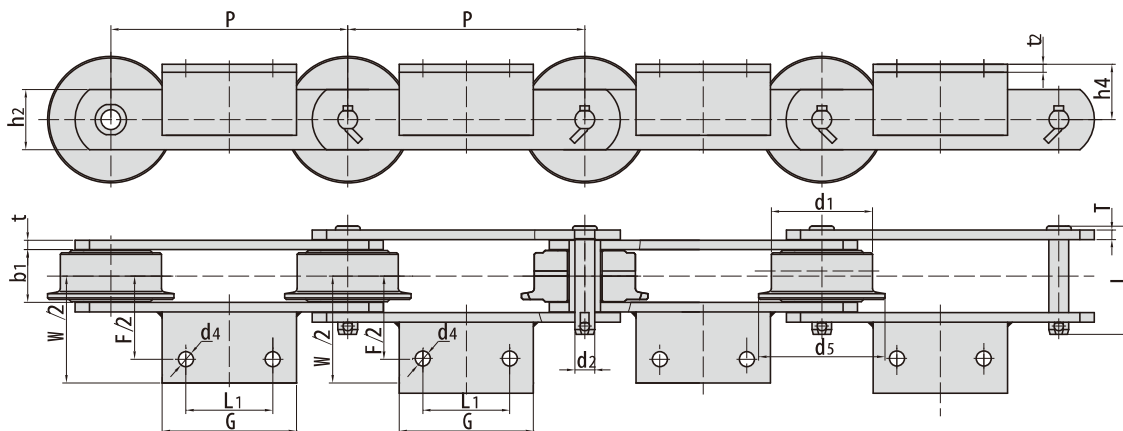


东华链号 Donghua Chain No.	节距 Pitch	滚子直径 Roller diameter		内节内宽 Width between inner plates	销轴直径 Pin diameter	销轴长度 Pin length	链板厚度 Plate thickness	链板高度 Inner Plate depth	附板尺寸 Attachment dimension				抗拉强度 Tensile strength
	P	d1 max	d5 max	b1 min	d2 max	Lc max	t/T	h2 max	h4	G	M	T1	Q <sub>min</sub>
	mm	mm	mm	mm	mm	mm	mm	mm	mm	mm	mm	mm	kN/bf
P250F132	250.0	60.0	100.0	65.0	30.0	203.0	10.0	70.0	100.0	200.0	135.0	15.0	412.0/92618.0

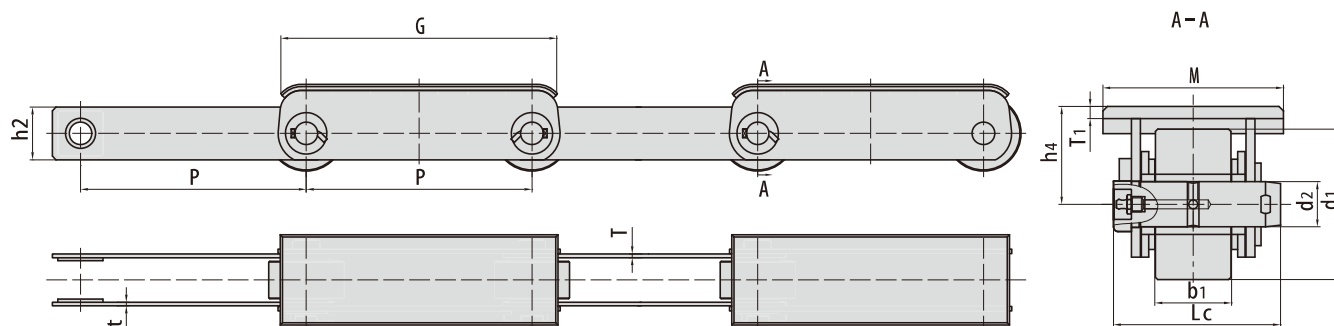


# 钢厂用输送链

Conveyor chains for steel mill

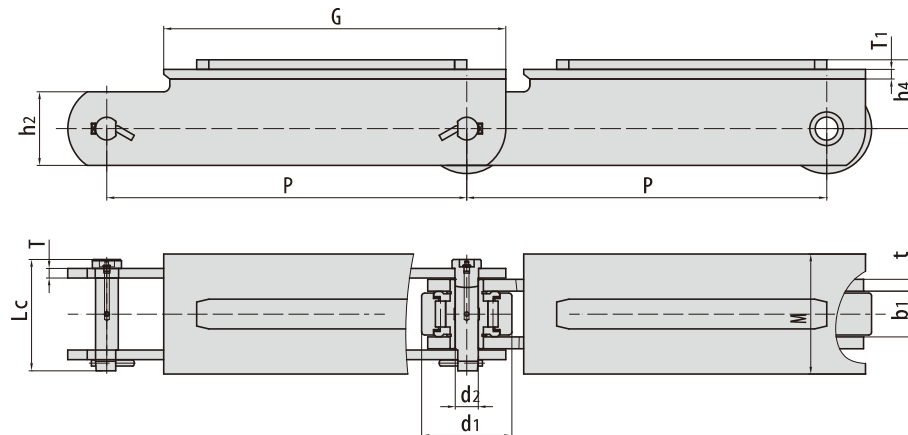


东华链号 Donghua Chain No.	节距	滚子直径		内节内宽	销轴直径	销轴长度	链板厚度	链板高度	附板尺寸							抗拉强度	每米长重
	Pitch	Roller diameter		Width between inner plates	Pin diameter	Pin length	Plate thickness	Inner Plate depth	Attachment dimension							Tensile strength	Weight per meter
	p	d1 max	d5 max	b1 min	d2 max	Lc max	t/T	h2 max	W	F	L1	G	d4	h4	t	Q min	q
	mm	mm	mm	mm	mm	mm	mm	mm	mm	mm	mm	mm	mm	mm	mm	kN/bf	kg/m
P 300F38A2-F	300	128	160	67	25	138	13	78	300	211	110	170	19	70	10	485/109028	49.6

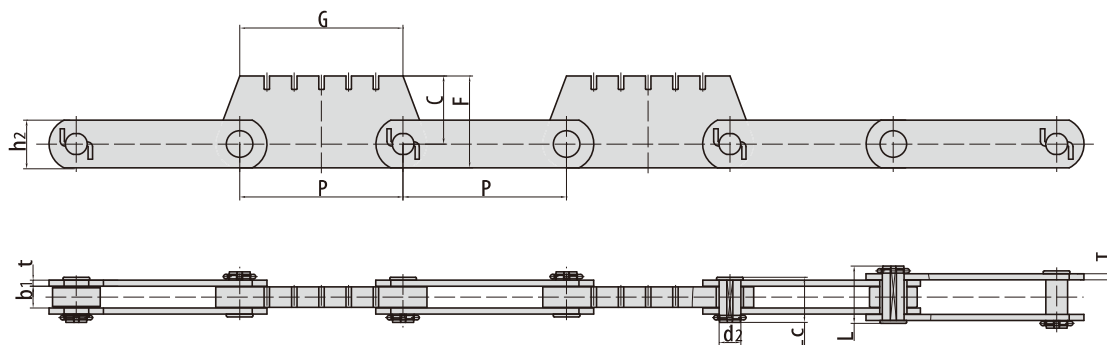


东华链号 Donghua Chain No.	节距 Pitch	滚子直径 Roller diameter	内节内宽 Width between inner plates	销轴直径 Pin diameter	销轴长度 Pin length	链板厚度 Plate thickness	链板高度 Inner Plate depth	附板尺寸 Attachment dimension				抗拉强度 Tensile strength	每米长重 Weight per meter
	P	d1 max	b1 min	d2 max	Lc max	t/T	h2 max	h4	G	M	T1	Q min	q
	mm	mm	mm	mm	mm	mm	mm	mm	mm	mm	mm	kN/bf	kg/m
P 300F48	300	100	51	30	111	5	70	65	369	120	8	230/51704	25

## 钢厂用输送链 Conveyor chains for steel mill



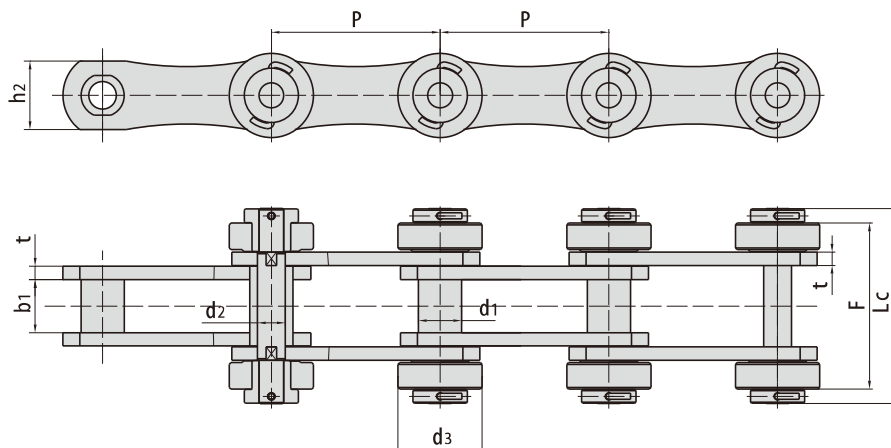
东华链号 Donghua Chain No.	节距 Pitch	滚子直径 Roller diameter	内节内宽 Width between inner plates	销轴直径 Pin diameter	销轴长度 Pin length	链板厚度 Plate thickness	链板高度 Inner Plate depth	附板尺寸 Attachment dimension				抗拉强度 Tensile strength	每米长重 Weight per meter
	P	d1 max	b1 min	d2 max	Lc max	t/T	h2 max	h4	G	M	T1	Q min	q
	mm	mm	mm	mm	mm	mm	mm	mm	mm	mm	mm	kN/bf	kg/m
P600F9	600.0	150.0	76.0	38.0	185.5	20/16	123.0	114.5	570.0	200.0	16.0	1300/292240	90.4



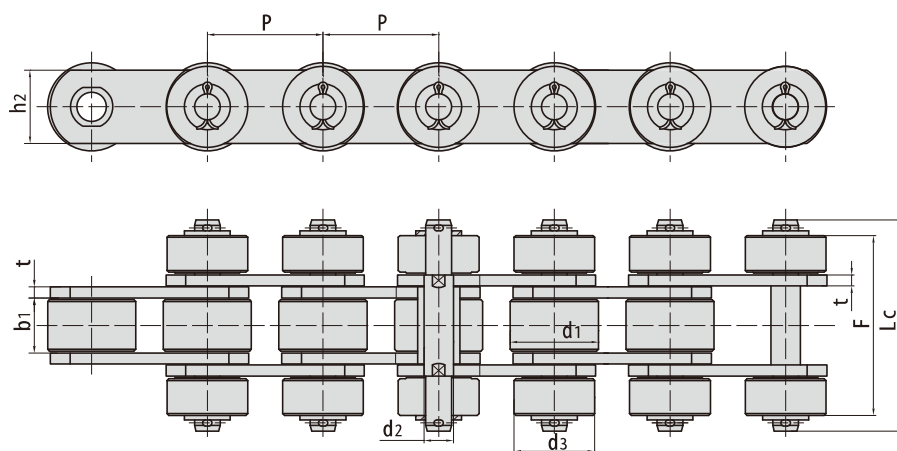
东华链号 Donghua Chain No.	节距 Pitch	内节内宽 Width between inner plates	销轴直径 Pin diameter	销轴长度 Pin length		链板厚度 Plate thickness	链板高度 Inner Plate depth	附板尺寸 Attachment dimension			抗拉强度 Tensile strength
	P	b1 min	d2 max	L max	Lc max	t/T	h2 max	C	F	G	Q min
	mm	mm	mm	mm	mm	mm	mm	mm	mm	mm	kN/bf
P240F5	240.0	32.0	32.0	66.0	84.0	9.0	70.0	100.0	135.0	240.0	450/101160

## 钢厂用输送链

Conveyor chains for steel mill

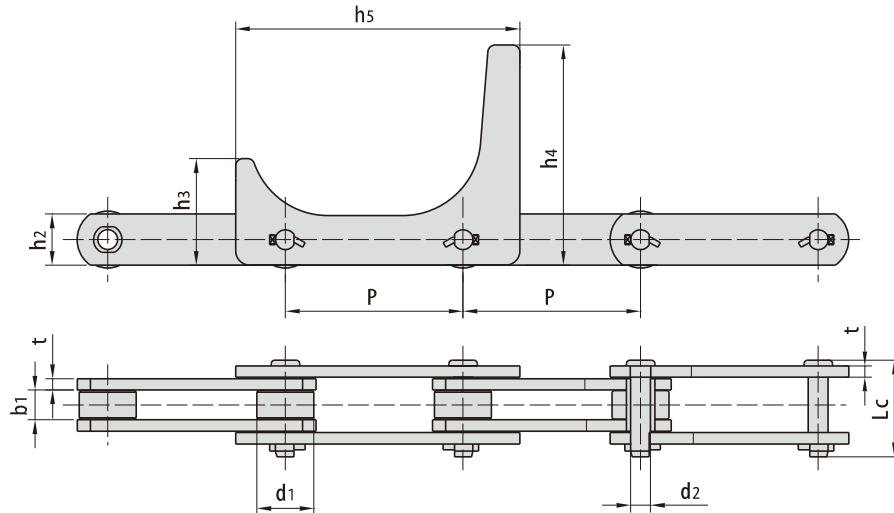


东华链号 Donghua Chain No.	节距 Pitch	套筒直径 Bush diameter	内节内宽 Width between inner plates	销轴直径 Pin diameter	销轴长度 Pin length	链板厚度 Plate thickness	链板高度 Inner Plate depth	附件尺寸 Attachment dimension		抗拉强度 Tensile strength	每米长重 Weight per meter
	P	d1 max	b1 min	d2 max	Lc max	t	h2 max	d3	F	Q min	q
	mm	mm	mm	mm	mm	mm	mm	mm	mm	kN/bf	kg/m
P152F207SR2	152.4	39.0	48.0	25.0	176.0	12.0	62.0	133.0	150.0	1500.0/337200	23.7

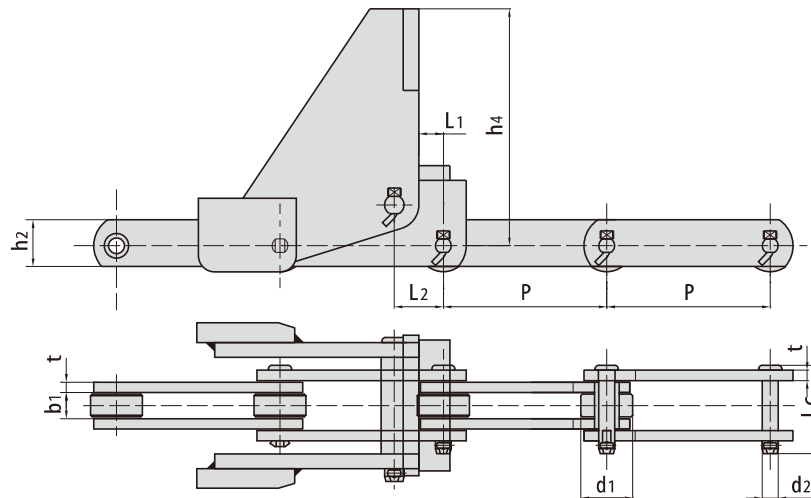


东华链号 Donghua Chain No.	节距 Pitch	滚子直径 Roller diameter	内节内宽 Width between inner plates	销轴直径 Pin diameter	销轴长度 Pin length	链板厚度 Plate thickness	链板高度 Inner Plate depth	附板尺寸 Attachment dimension		抗拉强度 Tensile strength	每米长重 Weight per meter
	P	d1 max	b1 min	d2 max	Lc max	t	h2 max	d3	F	Q min	q
	mm	mm	mm	mm	mm	mm	mm	mm	mm	kN/bf	kg/m
P63F47	63.0	48.0	30.0	14.0	115.0	6.0/6.0	40.0	44.0	98.0	160.0/35968	20.5
P101.6F151SR2	101.6	63.5	48.0	18.0	150.0	8.0/8.0	40.0	50.0	134.0	235.0/52828	25.0

## 钢厂用输送链 Conveyor chains for steel mill

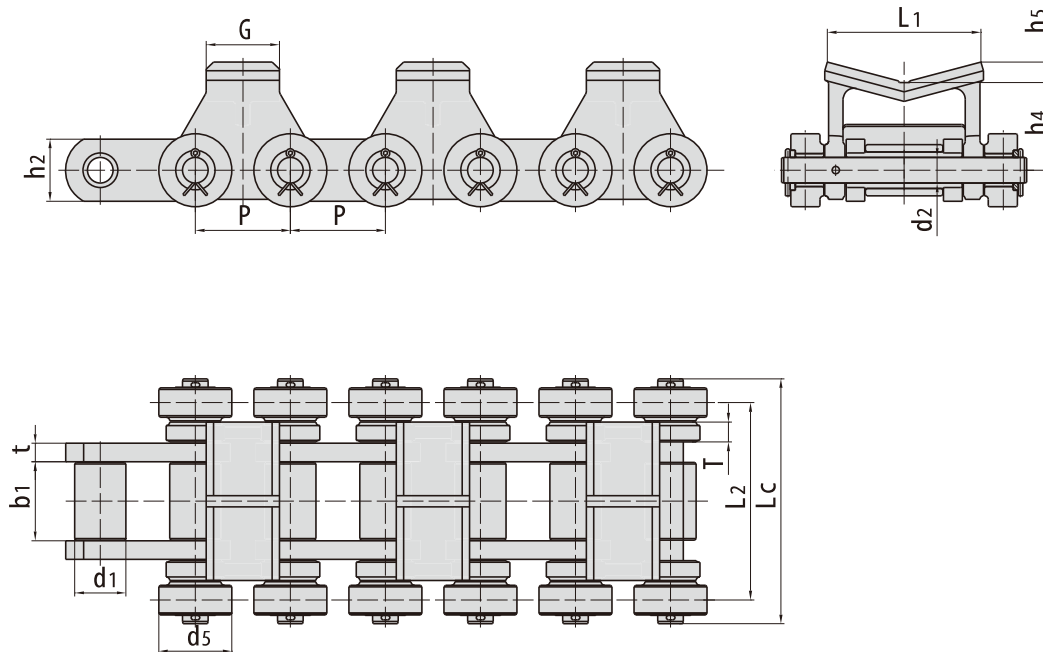


东华链号 Donghua Chain No.	节距 Pitch	滚子直径 Roller diameter	内节内宽 Width between inner plates	销轴直径 Pin diameter	销轴长度 Pin length	链板厚度 Plate thickness	链板高度 Inner Plate depth	附板尺寸 Attachment dimension			抗拉强度 Tensile strength	每米长重 Weight per meter
	P	d1 max	b1 min	d2 max	Lc max	t	h2 max	h3	h5	h6	Q min	q
	mm	mm	mm	mm	mm	mm	mm	mm	mm	mm	kN/bf	kg/m
P 125F51	125.00	40.00	21.00	14.00	77.00	10.00	36.00	75.00	155.00	200.00	160.00/35968	11.70
P 125F56	125.00	40.00	21.00	14.00	68.00	8.00	36.00	75.00	155.00	200.00	160.00/35968	9.26



东华链号 Donghua Chain No.	节距 Pitch	滚子直径 Roller diameter	内节内宽 Width between inner plates	销轴直径 Pin diameter	销轴长度 Pin length	链板厚度 Plate thickness	链板高度 Inner Plate depth	附板尺寸 Attachment dimension			抗拉强度 Tensile strength	平均抗拉强度 Average tensile strength	每米长重 Weight per meter
	P	d1 max	b1 min	d2 max	Lc max	t	h2 max	h4	L1	L2	Q min	Q0	q
	mm	mm	mm	mm	mm	mm	mm	mm	mm	mm	kN/bf	kN	kg/m
P 100F254	100.0	31.8	16.0	9.7	54.0	6.3	28.6	145.0	15.0	30.0	160.0/35968	108.0	84.1
P 100F341	100.0	31.8	16.0	9.7	54.0	6.3	28.6	145.0	70.0	30.0	160.0/35968	108.0	25.7

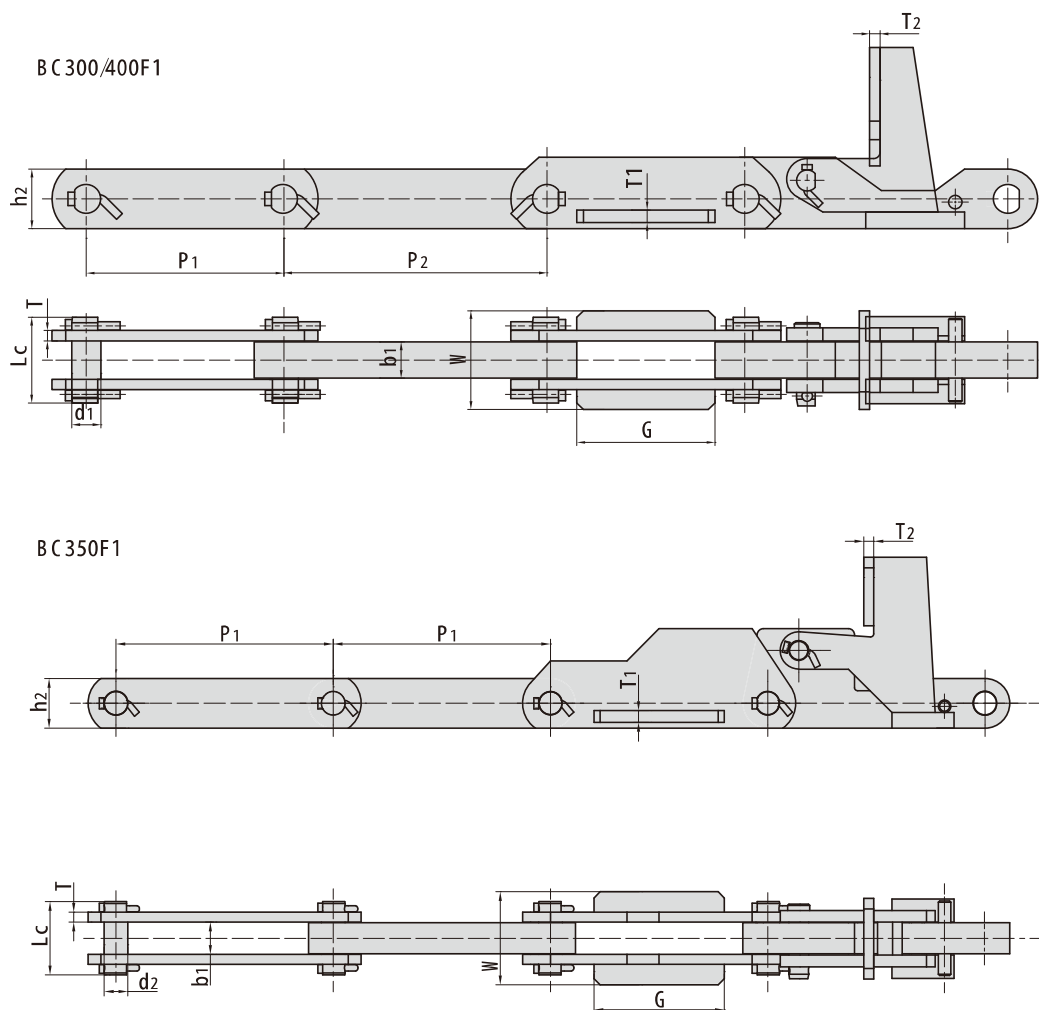
## 钢厂用输送链 Conveyor chains for steel mill



东华链号 Donghua Chain No.	节距 Pitch	滚子直径 Roller diameter	内节内宽 Width between inner plates	销轴直径 Pin diameter	销轴长度 Pin length	链板厚度 Plate thickness	链板高度 Inner Plate depth	抗拉强度 Tensile strength	平均抗拉强度 Average tensile strength	每米长重 Weight per meter
	P	d <sub>1</sub> max	b <sub>1</sub> min	d <sub>2</sub> max	L <sub>c</sub> max	t/T	h <sub>2</sub> max	Q <sub>min</sub>	Q <sub>0</sub>	q
	mm	mm	mm	mm	mm	mm	mm	kN/bf	kN	kg/m
P 130F6	130	70	108	35	335	25.4/27.5	85	800/179840	880	149.7

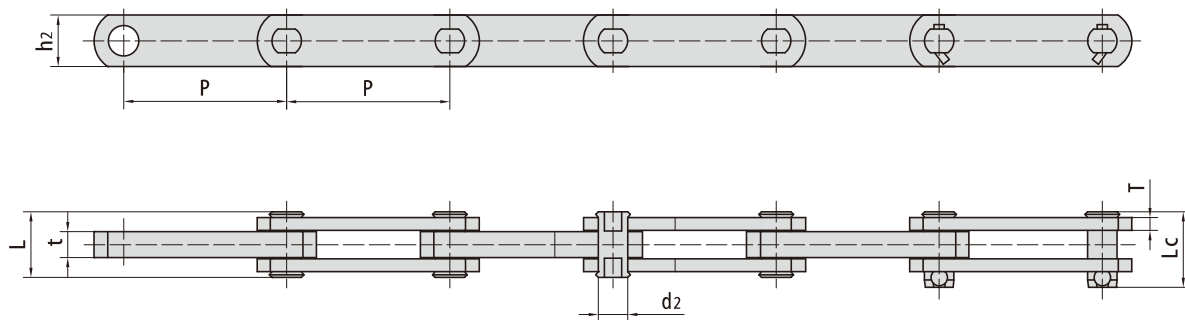
东华链号 Donghua Chain No.	附件尺寸 Attachment dimension				
	h <sub>4</sub>	h <sub>5</sub>	L <sub>1</sub>	L <sub>2</sub>	d <sub>5</sub>
	mm	mm	mm	mm	mm
P 130F6	120	28.5	210	270	100

## 钢厂用输送链 Conveyor chains for steel mill



东华链号 Donghua Chain No.	节距 Pitch		外节内宽 Width between outer plates	销轴直径 Pin diameter	销轴长度 Pin length	链板尺寸 Plate dimension		附件尺寸 Attachment dimension				抗拉强度 Tensile strength  $Q_{min}$ kN/bf
	P <sub>1</sub>	P <sub>2</sub>				h <sub>2</sub>	T	G	W	T <sub>1</sub>	T <sub>2</sub>	
	mm	mm				mm	mm	mm	mm	mm	mm	
BC 300/400F1	300	400	58	42	130	90	16	210	150	19	16	1270/285500
BC 350F1	350	—	53	38	118	80	16	210	150	19	16	1080/242793

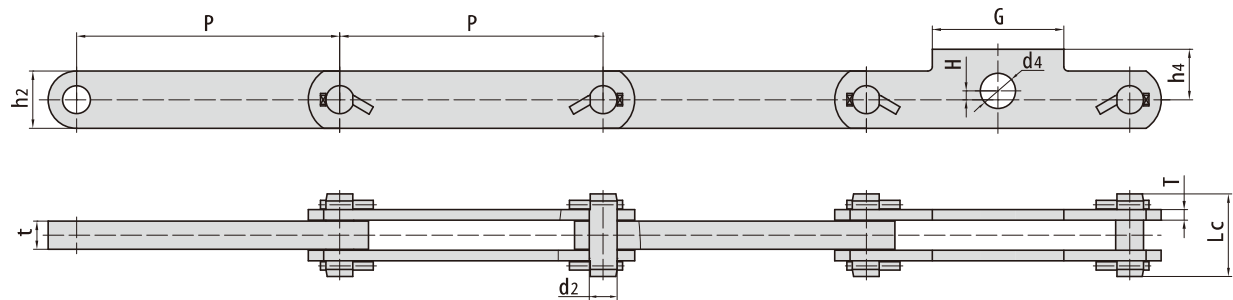
## 块式链 Block chains



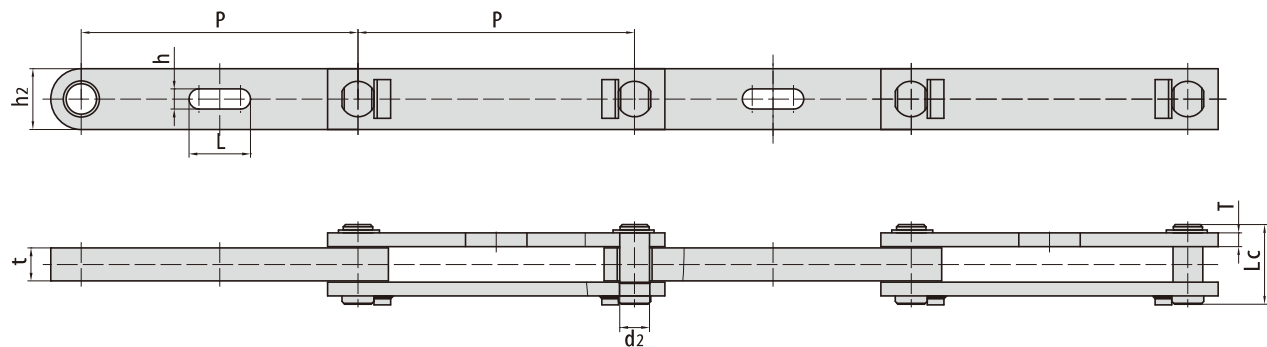
东华链号 Donghua Chain No.	节距 Pitch	销轴直径 Pin diameter	销轴长度 Pin length		链板高度 Plate depth	链板厚度 Plate thickness	抗拉强度 Tensile strength	平均抗拉强度 Average tensile strength	每米长重 Weight per meter
	$P$	$d_{2\max}$	$L_{\max}$	$L_{c\max}$	$h_{2\max}$	$t/T_{\max}$	$Q_{\min}$	$Q_0$	$q$
	mm	mm	mm	mm	mm	mm	kN/bf	kN	kg/m
BC 41.3	41.3	7.94	29.4	—	15.9	15.9/6.4	45.0/10116	50.0	2.30
P 100F113	100.0	12.00	30.5	36.0	30.0	12.0/6.0	100.0/22480	110.0	3.59
P 127F4	127.0	22.86	51.5	—	40.0	20.0/10.0	170.0/38217	187.0	11.60
BC 127F1	127.0	20.00	50.0	57.5	40.0	20.0/10.0	280.0/62946	308.0	7.90
BC 127F3	127.0	22.00	47.5	76.0	40.0	20.0/9.5	240.0/53954	276.0	8.04
BC 127F4	127.0	32.00	71.0	—	65.0	35.0/12.0	550.0/123645	632.5	22.83
BC 150	150.0	32.00	78.0	86.0	65.0	32.0/16.0	637.0/143203	700.0	21.10
BC 200F1	200.0	22.12	60.0	—	44.5	30.0/9.5	276.4/62137	304.0	10.23
BC 200F2	200.0	26.45	66.0	—	55.0	28.0/12.7	534.9/120250	588.0	14.10
BC 200F3	200.0	22.12	60.0	—	50.8	30.0/9.5	401.2/90193	441.0	11.80
BC 200F6	200.0	25.40	62.5	—	50.8	24.8/12.7	356.0/80032	409.4	13.50
BC 250F1	250.0	26.45	72.0	—	55.0	32.0/12.7	534.9/120250	588.0	14.60
BC 250F2	250.0	26.45	72.0	—	50.8	32.0/12.7	454.0/102063	490.0	13.40
BC 300F1	300.0	26.50	65.0	—	57.0	30.0/12.7	735.0/165234	808.0	14.40

# 块式链

## Block chains



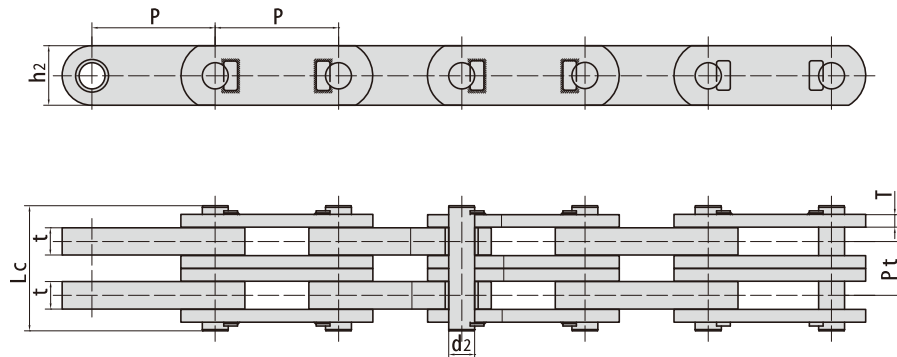
东华链号 Donghua Chain No.	节距 Pitch	销轴直径 Pin diameter	销轴长度 Pin length	链板高度 Inner plate depth	链板厚度 Plate thickness	附板尺寸 Attachment dimension				抗拉强度 Tensile strength	每米长重 Weight per meter
	$P$	$d_{2\max}$	$L_{c\max}$	$h_{2\max}$	$t/T_{\max}$	$G$	$H$	$h_4$	$d_4$	$Q_{\min}$	$q$
	mm	mm	mm	mm	mm	mm	mm	mm	mm	kN/bf	kg/m
BC 300F2	300.0	31.75	94.0	65.0	32.0/12.0	150.0	10.0	57.5	40.0	699.0/157141	18.20



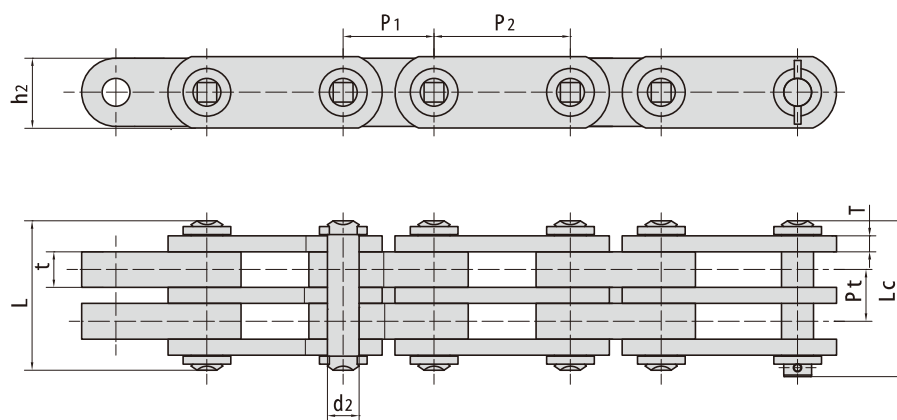
东华链号 Donghua Chain No.	节距 Pitch	销轴直径 Pin diameter	销轴长度 Pin length	链板高度 Inner plate depth	链板厚度 Plate thickness	附板尺寸 Attachment dimension		抗拉强度 Tensile strength	每米长重 Weight per meter
	$P$	$d_{2\max}$	$L_{c\max}$	$h_{2\max}$	$t/T_{\max}$	$h$	$L$	$Q_{\min}$	$q$
	mm	mm	mm	mm	mm	mm	mm	kN/bf	kg/m
BC 500F2	500.0	54.00	144.0	110.0	60.0/25.0	110.0	35.0	2160.0/485587	55.90



## 块式链 Block chains



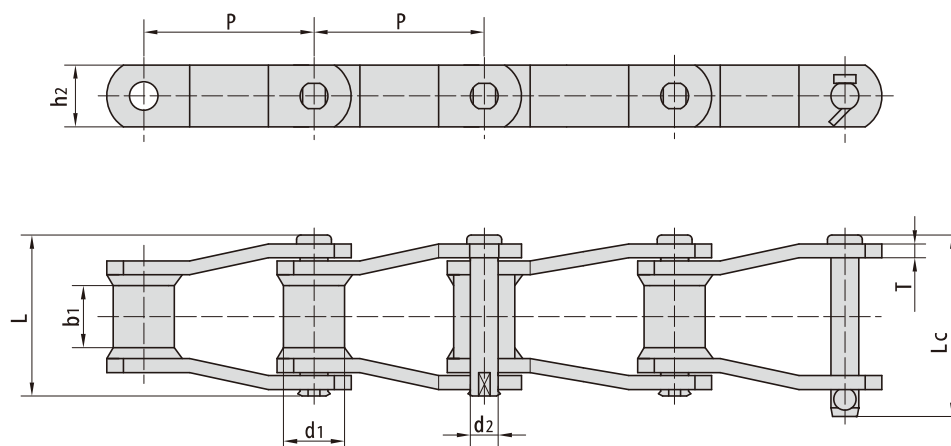
东华链号 Donghua Chain No.	节距 Pitch	销轴直径 Pin diameter	销轴长度 Pin length	链板高度 Inner plate depth	链板厚度 Plate thickness	排距 Transverse pitch	抗拉强度 Tensile strength	每米长重 Weight per meter
	P	d2 max	Lc max	h2 max	t/T max	Pt	Q min	q
	mm	mm	mm	mm	mm	mm	kN/bf	kg/m
BC 270F1-2	270.0	57.00	274.0	130.0	60.0/28.0	118.0	6000.0/1348854	171.00



东华链号 Donghua Chain No.	节距 Pitch		销轴直径 Pin diameter	销轴长度 Pin length		链板高度 Inner plate depth	链板厚度 Plate thickness	排距 Transverse pitch	抗拉强度 Tensile strength	每米长重 Weight per meter
	P1	P2	d2 max	L max	Lc max	h2 max	t/T max	Pt	Q min	q
	mm	mm	mm	mm	mm	mm	mm	mm	kN/bf	kg/m
BC 171.45F1-114.3-2	114.3	171.45	40.0	188.0	196.0	90.0	45.0/20.0	65.0	2000.0/45000	79.80

## 工程用焊接结构弯板链

### Welded-steel-type mill chains



东华链号 Donghua Chain No.	节距 Pitch	套筒直径 Bush diameter	内节内宽 Width between inner plates	销轴直径 Pin diameter	销轴长度 Pin length		链板高度 Plate depth	链板厚度 Plate thickness	抗拉强度 Tensile strength	平均抗拉强度 Average tensile strength	每米长重 Weight per meter
	$P$	$d_1$ max	$b_1$ min	$d_2$ max	$L$ max	$L_c$ max	$h_2$ max	$T$	$Q_{min}$	$Q_0$	$q$
	mm	mm	mm	mm	mm	mm	mm	mm	kN/bf	kN	kg/m
W R 78	66.27	22.90	28.40	12.78	73.00	79.3	28.4	6.4	93.4/21227	102.70	6.20
W H 78									106.8/24273	117.50	
W R 82	78.10	31.50	31.80	14.35	80.00	86.0	31.8	6.4	100.1/22750	110.10	7.98
W H 82									131.2/29818	144.30	
W R 106	152.40	37.10	41.20	19.13	103.00	111.0	38.1	9.7	169.0/38409	185.90	10.56
W H 106									224.6/51045	247.00	
W R 110	152.40	32.00	46.70	19.13	107.70	115.5	38.1	9.7	169.0/38409	185.90	10.40
W H 110									224.6/51045	247.00	
W R 111	120.90	37.10	57.20	19.13	116.80	124.5	38.1	9.7	169.0/38409	185.90	12.72
W H 111									224.6/51045	247.00	
W R 124	101.60	37.10	41.20	19.13	103.00	110.0	38.1	9.7	169.0/38409	185.90	12.38
W H 124									224.6/51045	247.00	
W R 124H	103.20	41.70	41.20	22.30	131.60	133.0	50.8	12.7	275.8/62682	303.30	19.68
W H 124H									355.9/80886	391.40	
W R 132	153.67	44.70	76.20	25.48	151.00	162.2	50.8	12.7	275.8/62682	303.30	20.00
W H 132									378.1/85932	415.90	
W R 150	153.67	44.45	73.00	25.40	151.00	162.2	63.5	12.7	530.0/119144	583.00	20.50
W H 150											
W R 155	153.67	44.45	73.00	28.57	164.00	176.0	63.5	12.7	820.0/186361	902.00	20.70
W H 155											
W R 157	153.67	44.45	76.20	28.57	164.00	176.0	63.5	15.9	820.0/186361	902.00	20.80
W H 157											
W R 78F5	66.27	21.30	20.00	12.70	62.99	66.1	25.4	6.4	66.7/14994	73.37	5.00
W H 78F4	66.27	22.90	22.23	12.78	66.40	72.3	28.4	6.4	106.8/24009	117.48	5.94
W H 124F1	101.60	31.75	38.10	19.05	101.50	109.5	38.1	9.5	253.0/56876	278.00	11.40
W H 111F1	120.90	36.50	57.20	19.05	120.60	120.6	38.1	9.5	272.0/61148	299.20	12.63

注: W R 仅销轴和套筒热处理

W H 所有零件热处理

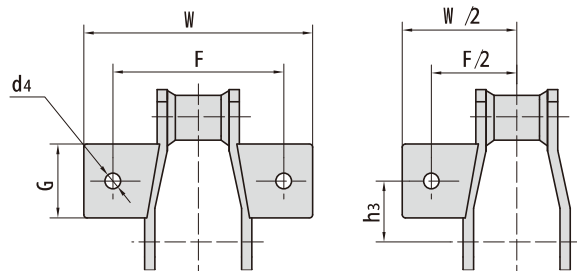
Note: W R - Welded steel chain - only pins & bushes heat treated

W H - Welded steel chain - all heat treated

## 工程用焊接结构弯板链附件

Welded-steel-type mill chains with attachments

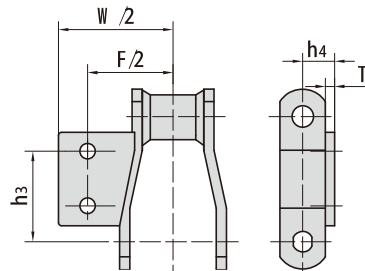
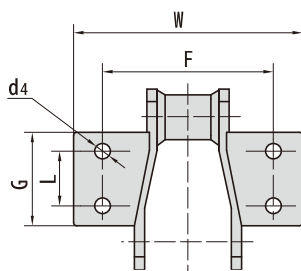
带K1附板 With K1 attachments      带A1附板 With A1 attachments



东华链号 Donghua Chain No.	h <sub>3</sub>	G	F	W	h <sub>4</sub>	d <sub>4</sub>	T
mm	mm	mm	mm	mm	mm	mm	mm
W R 78 W H 78	31.8	36.6	101.6	130.0	22.4	9.7	6.4
W R 82 W H 82	38.1	46.0	106.7	142.7	23.9	9.7	6.4

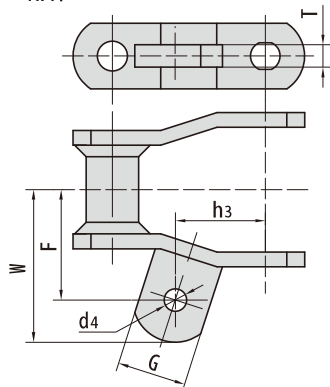
带K2附板 With K2 attachments

带A2附板 With A2 attachments



东华链号 Donghua Chain No.	L	G	h <sub>3</sub>	F	W	h <sub>4</sub>	d <sub>4</sub>	T
mm	mm	mm	mm	mm	mm	mm	mm	mm
W R 78 W H 78	28.4	52.3	38.9	101.6	130.0	22.4	9.7	6.4
W R 82 W H 82	33.3	62.0	52.3	108.2	142.7	23.9	9.7	6.4
W R 110 W H 110	44.4	84.1	98.6	135.1	168.1	30.0	9.7	9.7
W R 111 W H 111	58.7	90.4	89.9	159.0	193.5	30.0	12.7	9.7
W R 124 W H 124	49.3	77.7	71.4	133.6	180.8	30.0	9.7	9.7
W R 124H W H 124H	49.3	80.8	73.2	133.6	165.6	39.6	12.7	12.7
W R 132 W H 132	69.8	80.8	106.2	190.5	234.7	39.6	12.7	12.7

带A22附件 With A22 attachments



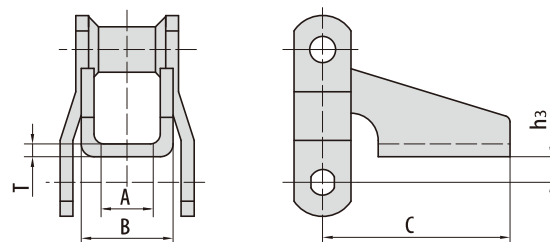
东华链号 Donghua Chain No.	h <sub>3</sub>	G	F	W	d <sub>4</sub>	T
mm	mm	mm	mm	mm	mm	mm
W R 78 W H 78	33.3	30	47.8	65.0	9.7	9.7

## 工程用焊接结构弯板链附件

Welded-steel-type mill chains with attachments

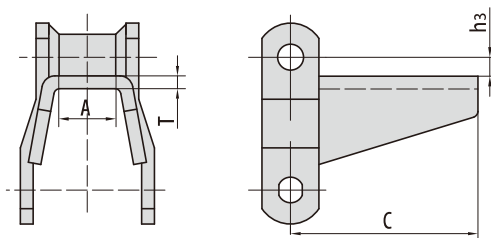
东华链号 Donghua Chain No.	h <sub>3</sub>	A	B	C	T
W R 78 W H 78	12.7	22.4	50.8	93.5	6.4
W R 82 W H 82	15.7	28.4	57.2	93.5	6.4

H1附件 With H1 attachments



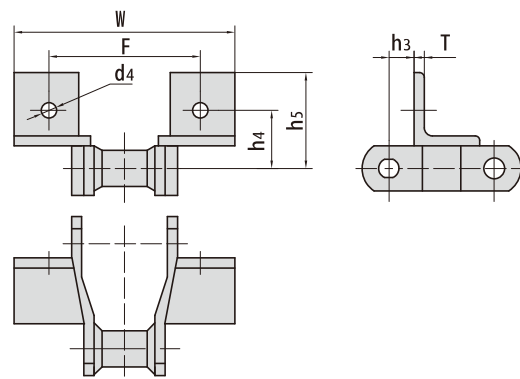
东华链号 Donghua Chain No.	h <sub>3</sub>	A	C	T
W R 78 W H 78	7.9	20.8	93.5	6.4
W R 82 W H 82	7.9	26.4	96.8	6.4

H2附件 With H2 attachments



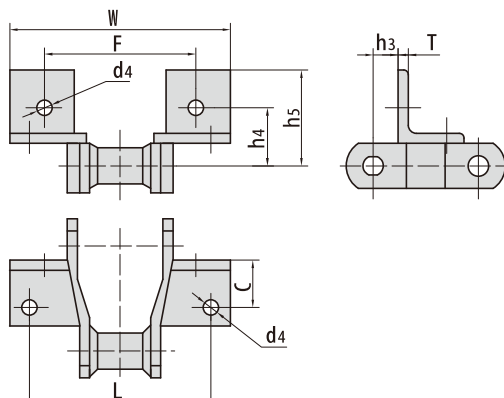
东华链号 Donghua Chain No.	h <sub>3</sub>	h <sub>4</sub>	h <sub>5</sub>	F	W	d <sub>4</sub>	T
W R 78 W H 78	15.7	36.6	60.5	95.5	138.2	9.7	6.4

带F2附件 With F2 attachments



东华链号 Donghua Chain No.	h <sub>3</sub>	h <sub>4</sub>	h <sub>5</sub>	L	C	F	W	d <sub>4</sub>	T
W R 78 W H 78	17.3	44.4	60.5	114.3	31.8	95.2	141.2	9.7	6.4
W R 82 W H 82	20.6	46.2	62.0	127.0	28.4	104.6	150.9	9.7	6.4
W R 124 W H 124	22.4	52.3	73.2	133.6	36.6	111.3	157.0	9.7	9.7

带F4附件 With F4 attachments

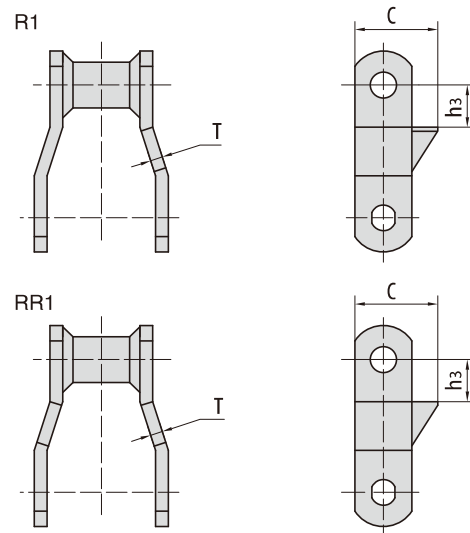


## 工程用焊接结构弯板链附件

Welded-steel-type mill chains with attachments

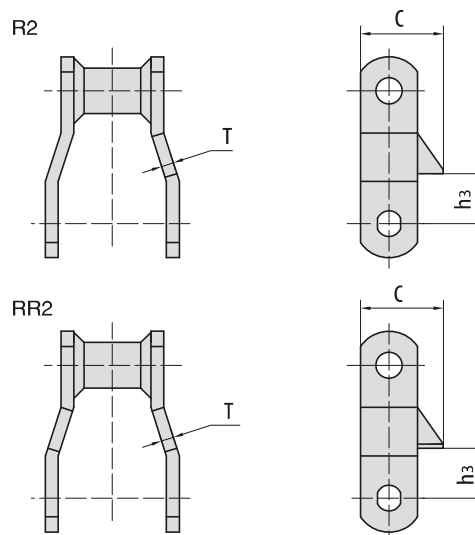
东华链号 Donghua Chain No.	h <sub>3</sub> mm	C mm	T mm
W R 78 W H 78	17.3	41.1	6.4
W R 82 W H 82	22.4	49.3	6.4
W R 124 W H 124	31.8	49.3	9.7

带R1 & RR1附件  
With R1 & RR1 attachments



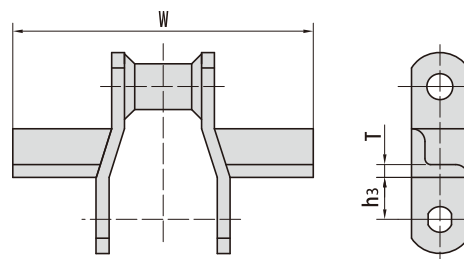
东华链号 Donghua Chain No.	h <sub>3</sub> mm	C mm	T mm
W R 78 W H 78	17.3	41.1	6.4
W R 82 W H 82	22.4	49.3	6.4
W R 124 W H 124	31.8	49.3	9.7

带R2 & RR2附件  
With R2 & RR2 attachments



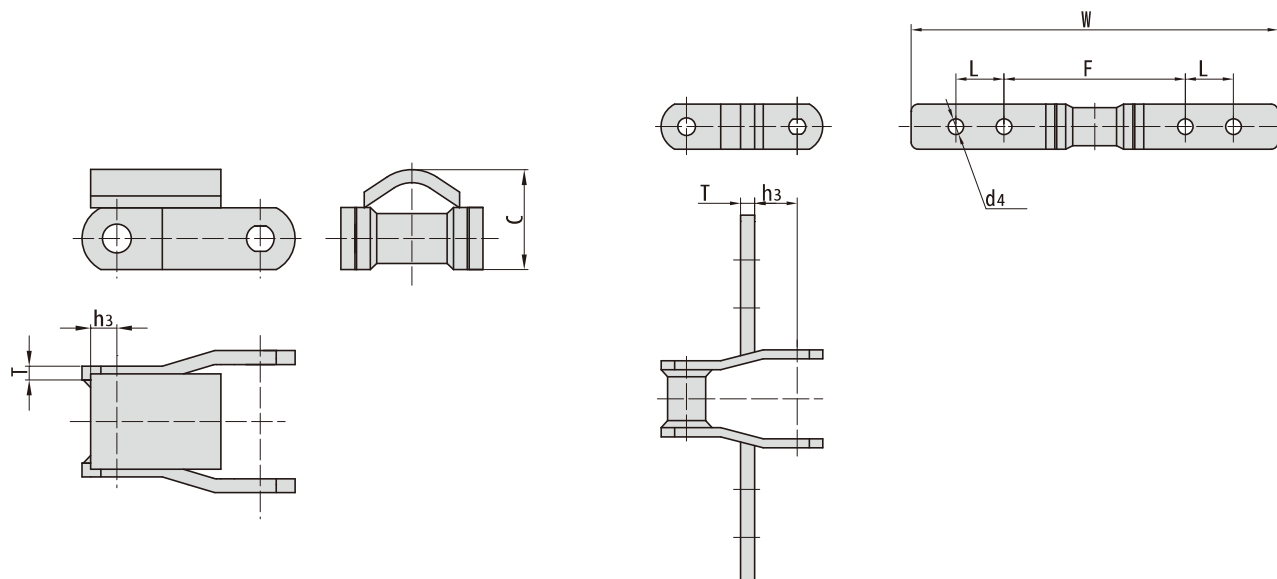
东华链号 Donghua Chain No.	h <sub>3</sub> mm	W mm	T mm
W R 78 W H 78	19.1	153.9	6.4
W R 82 W H 82	23.9	166.6	6.4
W R 124 W H 124	30.0	217.4	6.4
W R 124H W H 124H	35.1	217.4	9.7
W R 132 W H 132	38.1	316.0	9.7

带W 1附件  
With W 1 attachments



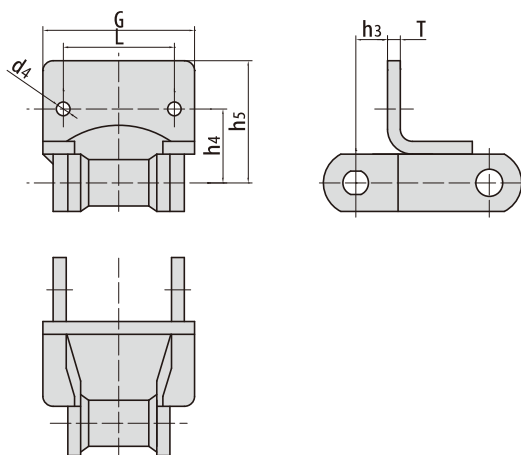
## 工程用焊接结构弯板链附件

Welded-steel-type mill chains with attachments



东华链号 Donghua Chain No.	h <sub>3</sub>	C	T
	mm	mm	mm
W H 78F10	12.0	46.0	6.4

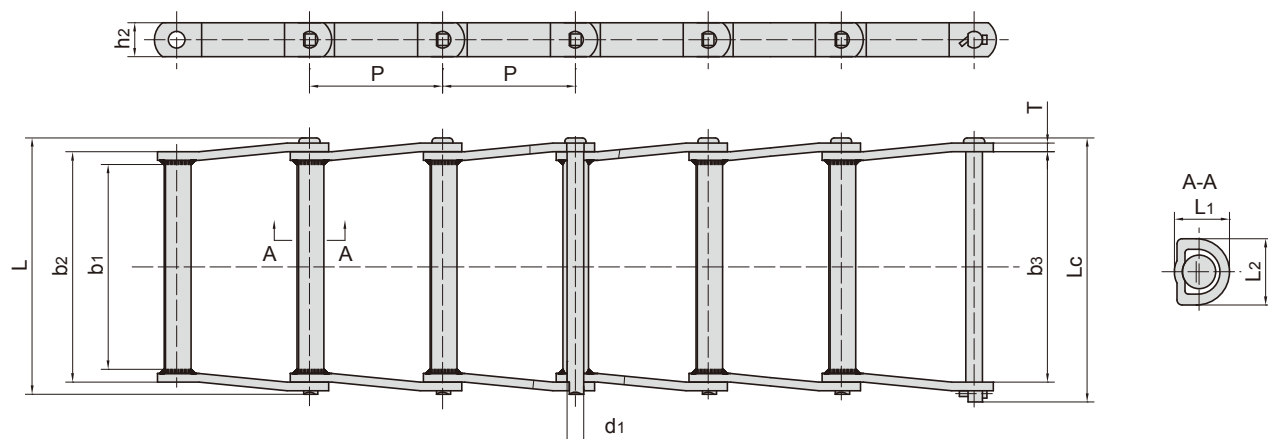
东华链号 Donghua Chain No.	h <sub>3</sub>	F	L	W	d <sub>4</sub>	T
	mm	mm	mm	mm	mm	mm
W H 82F3K2	30.0	128.0	34.0	260.0	11.0	10.0
W H 150F2	72.0	230.0	70.0	430.0	14.0	10.0



东华链号 Donghua Chain No.	h <sub>3</sub>	h <sub>4</sub>	h <sub>5</sub>	G	L	d <sub>4</sub>	T
	mm	mm	mm	mm	mm	mm	mm
W H 78F6	15.7	36.6	60.5	75.0	55.0	6.7	6.4

# 曳引用焊接结构弯板链

## Welded-steel-type drag chains

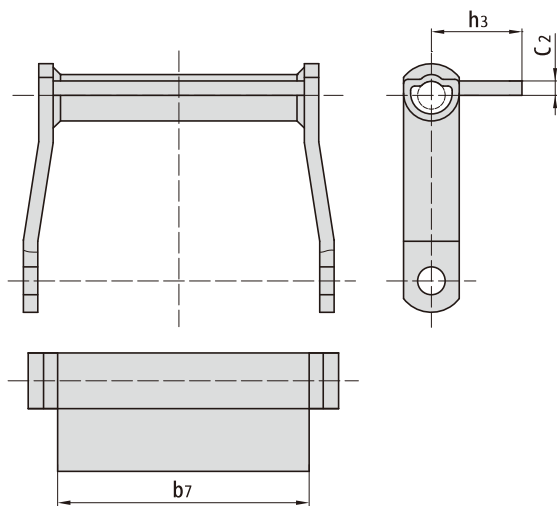


ISO 链号 ISO Chain No.	节距 Pitch	套筒A-A截面长度 Bush A-A section length	套筒A-A截面高度 Bush A-A section height	链节窄端内宽 Width between narrow linkend	销轴直径 Pin diameter end	链节窄端外宽 Width over narrow linkend	链节宽端内宽 Width between broad linkend	链板高度 Plate depth
	P	L <sub>1</sub>	L <sub>2</sub>	b <sub>1</sub> mm	d <sub>1</sub> mm	b <sub>2</sub> mm	b <sub>3</sub> mm	h <sub>2</sub> mm
	mm	mm	mm	mm	mm	mm	mm	mm
WD 102	127.0	31.7	39.1	162.0	19.13	197.1	197.6	38.12
WD 104	152.4	31.7	39.1	104.6	19.13	136.9	137.4	38.12
WD 110	152.4	31.7	39.1	228.6	19.13	263.9	264.4	38.12
WD 112	203.2	31.7	39.1	228.6	19.13	263.9	264.4	38.12
WD 113	152.4	33.2	39.1	228.6	22.30	270.2	270.7	38.12
WD 116	203.2	36.6	45.2	330.2	19.13	359.1	359.6	45.21
WD 118	203.2	44.5	51.8	336.5	22.30	378.2	378.7	51.80
WD 122	203.2	44.5	51.8	222.2	22.30	260.6	261.1	51.80
WD 480	203.2	44.5	51.8	282.4	22.30	324.1	324.6	51.80

ISO 链号 ISO Chain No.	销轴长度 Pin length		链板厚度 Plate thickness	抗拉强度 Tensile strength	
	L <sub>max</sub>	L <sub>c</sub> max	T	Q <sub>min</sub>	Q <sub>min</sub>
	mm	mm	mm	kN/bf 销轴热处理 Only pin hardened	kN/bf 全部热处理 All parts hardened
WD 102	255.6	245.4	9.7	170/38217.0	245/55078.20
WD 104	188.0	181.4	9.7	170/38217.0	245/55078.20
WD 110	315.0	308.6	9.7	170/38217.0	245/55078.20
WD 112	315.0	308.6	9.7	170/38217.0	245/55078.20
WD 113	330.2	322.3	12.7	213/47884.3	253/56876.68
WD 116	410.4	405.9	9.7	245/55078.2	262/58899.90
WD 118	440.0	431.1	12.7	311/69915.6	351/78907.96
WD 122	324.2	314.5	12.7	311/69915.6	351/78907.96
WD 480	387.6	378.0	12.7	311/69915.6	351/78907.96

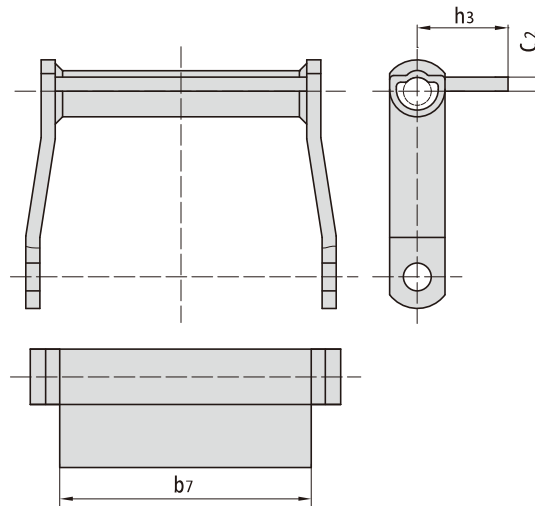
## 曳引用焊接结构弯板链附件 Welded-steel-type drag chains with attachments

带C1附件  
With C1 attachments



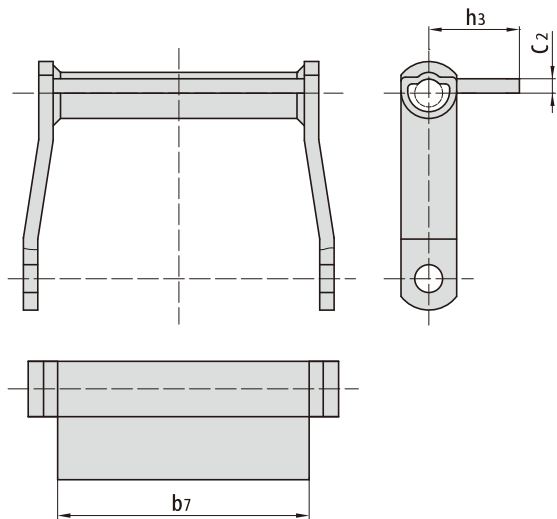
ISO 链号 ISO Chain No.	C <sub>2</sub>	b <sub>7</sub> max	h <sub>3</sub> max
WD 102	9.7	197.1	62.0
WD 104	9.7	136.9	62.0
WD 110	9.7	263.9	62.0
WD 112	9.7	263.9	62.0
WD 116	9.7	359.2	68.1

带C4附件  
With C4 attachments



ISO 链号 ISO Chain No.	C <sub>2</sub>	b <sub>7</sub> max	h <sub>3</sub> max
WD 102	9.7	197.1	96.8
WD 104	9.7	136.9	96.8
WD 110	9.7	263.9	96.8
WD 112	9.7	263.9	96.8
WD 113	12.7	270.3	122.2
WD 116	9.7	359.2	125.5
WD 480	12.7	324.1	128.5

带C3附件  
With C3 attachments

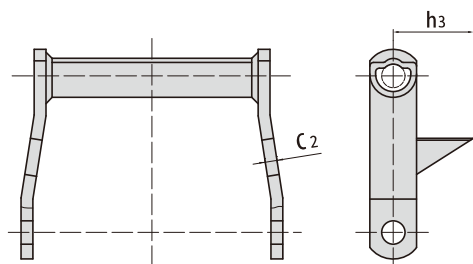


ISO 链号 ISO Chain No.	C <sub>2</sub>	b <sub>7</sub> max	h <sub>3</sub> max
WD 110	12.7	263.9	58.7
WD 113	12.7	270.3	58.7
WD 118	12.7	378.2	77.7
WD 480	12.7	324.1	77.7



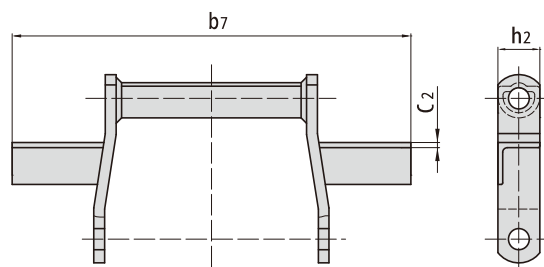
## 曳引用焊接结构弯板链附件 Welded-steel-type drag chains with attachments

带RR附件  
With RR attachments

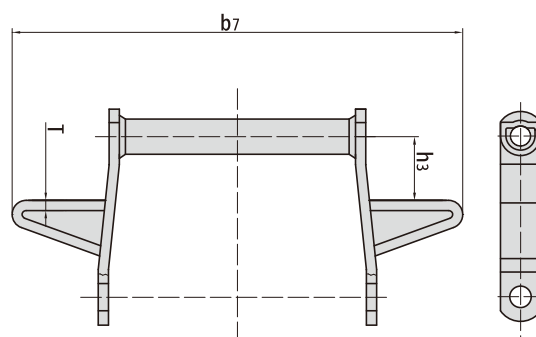


ISO 链号 ISO Chain No.	C <sub>2</sub>	h <sub>3</sub> m ax
	mm	mm
W D 102	9.7	65.0
W D 104	9.7	65.0
W D 110	9.7	65.0
W D 112	9.7	65.0
W D 113	12.7	65.0
W D 116	9.7	77.7
W D 118	12.7	79.2
W D 480	12.7	84.1

带Wing附件  
With Wing attachments



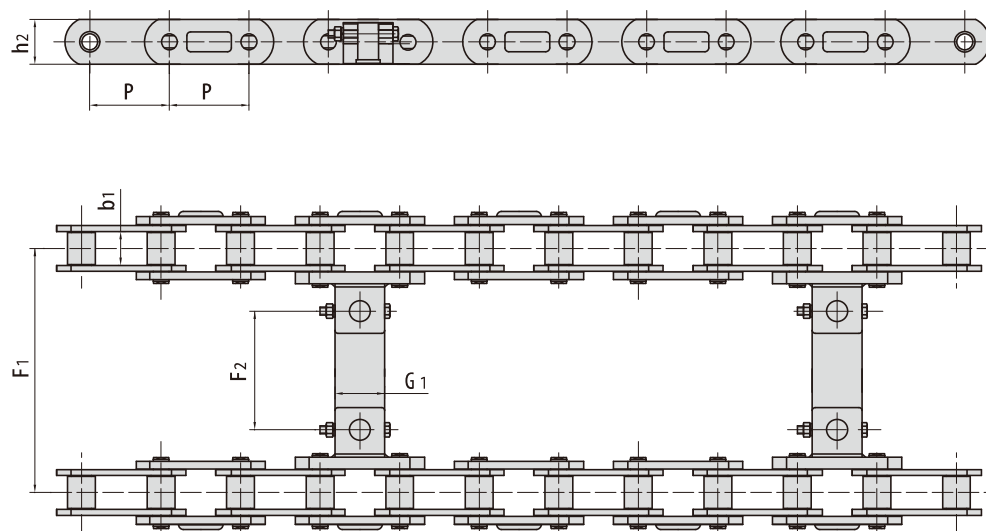
ISO 链号 ISO Chain No.	C <sub>2</sub>	b <sub>7</sub> m ax	h <sub>2</sub> m ax
	mm	mm	mm
W D 102	9.7	365.3	39.6
W D 104	9.7	295.1	39.6
W D 110	9.7	434.8	39.6
W D 112	9.7	434.8	39.6
W D 113	9.7	434.8	39.6
W D 116	9.7	434.8	39.6
W D 118	9.7	561.8	46.0
W D 480	9.7	561.8	52.3



东华链号 Donghua Chain No.	h <sub>3</sub>	b <sub>7</sub>	T
	mm	mm	mm
W DH122F3	82.55	558.8	12.7

## 筑路机械链

Conveyor chains for road construction machinery

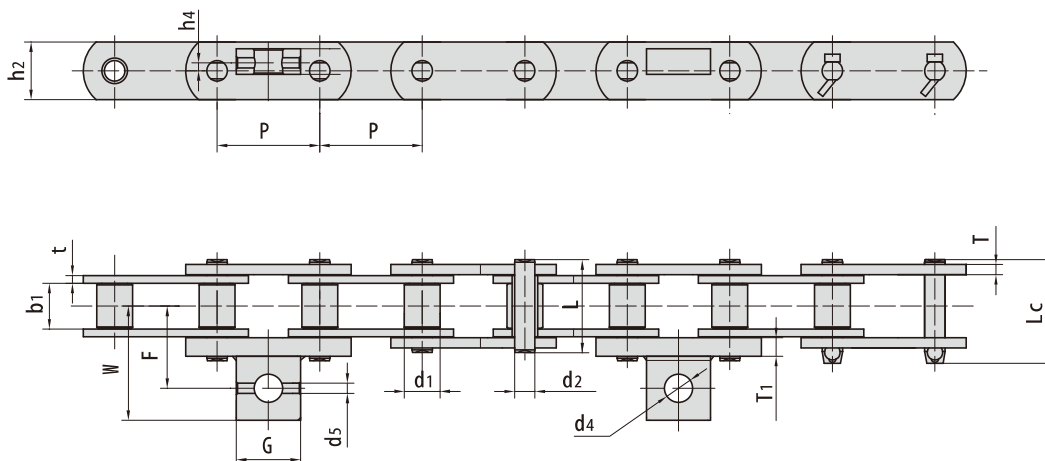


东华链号 Donghua Chain No.	P	b <sub>1</sub>	h <sub>2</sub>	F <sub>1</sub>	F <sub>2</sub>	G <sub>1</sub>
	mm	mm	mm	mm	mm	mm
P80F8	80.0	33.8	45.0	575.0	449.0	50.0
P80F17	80.0	35.3	45.0	575.0	442.4	50.0
P80F27	80.0	35.3	46.0	497.4	385.0	50.0
P80F41	80.0	33.8	45.0	509.5	396.5	50.0
P80F45	80.0	35.0	45.0	540.0	425.0	50.0
TPJP80F1	80.0	33.8	45.0	500.0	374.0	50.0
TPJP80F3	80.0	33.8	45.0	561.0	448.0	50.0
TPJP80F4	80.0	33.8	45.0	585.0	472.0	50.0
TPJP80F12	80.0	33.8	45.0	584.5	471.5	50.0



## 筑路机械链

Conveyor chains for road construction machinery



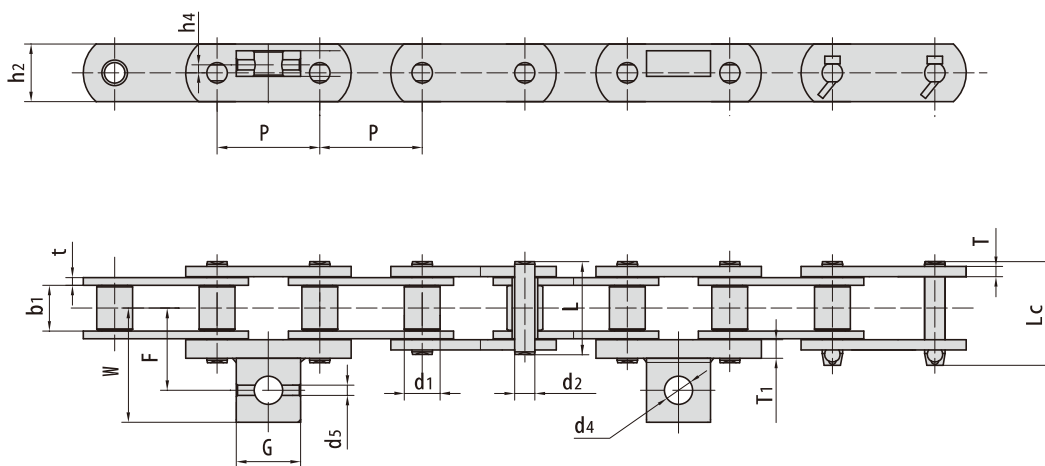
东华链号 Donghua Chain No.	节距 Pitch	滚子直径 Roller diameter	内节内宽 Width between inner plates	销轴直径 Pin diameter	销轴长度 Pin length		链板高度 Plate depth	链板厚度 Plate thickness	抗拉强度 Tensile strength	每米长重 Weight per meter
	P	d1 max	b1 min	d2 max	L max	Lc max	h2 max	t/T max	Q min	q
	mm	mm	mm	mm	mm	mm	mm	mm	kN/bf	kg/m
P 70F23	70.00	25.40	25.2	14.61	53.4	59.7	32.00	5.6/5.0	120.0/26976	5.99
M 112F12-S-70	70.00	30.00	32.0	15.00	60.0	65.5	40.00	6.0/4.0	112.0/25178	9.50
Φ75	75.00	15.00	18.0	9.80	39.5	44.3	25.00	4.0	48.0/10790	2.60
P 78.11F29	78.11	31.75	38.1	16.00	-	88.6	38.10	8.0	169.0/37991	10.56
P 80F7	80.00	35.76	35.3	18.00	72.0	76.7	46.00	7.0/6.2	95.0/21370	11.91
P 80F8	80.00	27.94	33.8	15.90	68.4	76.0	44.45	6.0/8.0	190.0/42741	10.80
P 80F17	80.00	36.00	35.3	18.00	81.0	81.5	45.00	6.0/5.0	195.0/43866	12.90
P 80F19	80.00	27.94	33.8	15.90	68.4	75.8	45.00	6.0/8.0	190.0/42741	11.20
P 80F21	80.00	27.94	34.0	15.90	78.4	-	45.00	6.0/8.0	190.0/42741	10.70
Φ80F27	80.00	26.00	35.3	18.00	72.0	76.7	46.00	7.0/6.2	195.0/43866	9.55
P 80F29	80.00	27.94	33.8	15.90	70.4	74.0	45.00	6.0/8.0	190.0/42741	10.80
Φ80F30	80.00	26.00	35.0	18.00	72.0	75.8	45.00	6.0/8.0	195.0/43836	10.50
P 80F39	80.00	27.95	33.8	15.87	68.4	75.8	45.00	6.0/8.1	190.0/42712	10.70
P 80F45	80.00	32.00	35.0	15.90	70.6	78.0	45.00	6.0/8.0	190.0/42741	10.94
Φ80F51A1	80.00	26.00	35.0	15.90	69.5	77.0	45.00	6.0/8.0	175.0/39340	10.42
P 80F62	80.00	27.95	33.8	15.87	68.4	75.8	45.00	6.0/8.1	190.0/42712	10.60
Φ80F69	80.00	26.00	35.0	18.00	72.0	78.0	45.00	6.0/8.0	195.0/43836	10.50
P 80F87	80.00	36.00	35.3	18.00	84.0	88.5	45.00	10.0	250.0/56200	15.20

\*套筒链：表中滚子直径d1为套筒直径

\*Bush chain: d1 in the table indicates the external diameter of the bush.

## 筑路机械链

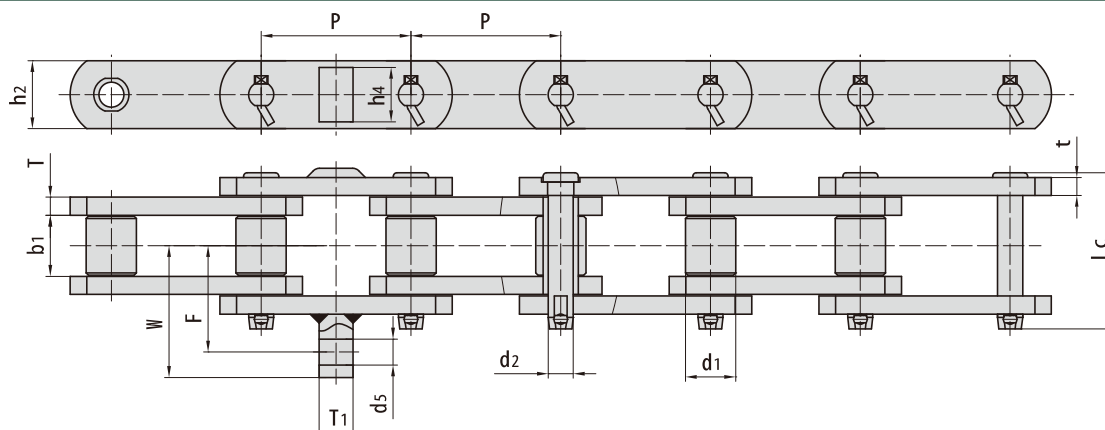
Conveyor chains for road construction machinery



东华链号 Donghua Chain No.	F	W	G	h4	d4	d5	T1
	mm	mm	mm	mm	mm	mm	mm
P 70F23	43.75	64.1	40.0	6.5	22.0	7.0	5.00
M 112F12-S-70	60.00	77.4	30.0	7.5	15.0	-	10.00
P 75	32.20	46.2	30.0	5.2	14.0	-	4.00
P 78.11F29	53.10	78.5	50.8	12.7	19.3	-	7.95
P 80F7	56.40	81.4	50.5	5.0	21.0	8.2	6.20
P 80F8	63.00	88.0	50.0	8.0	22.0	10.2	14.20
P 80F17	66.30	91.3	50.0	-	24.0	-	15.00
P 80F19	56.50	81.5	50.0	6.2	22.0	8.0	8.00
P 80F21	57.00	82.0	50.0	-	21.5	-	8.00
P 80F27	56.20	81.5	50.5	-	21.0	-	6.20
P 80F29	56.50	81.5	50.0	6.2	22.0	10.0	8.00
P 80F30	57.00	82.2	50.5	5.0	21.0	-	8.00
P 80F39	56.50	81.5	50.0	6.2	22.0	8.0	8.00
P 80F45	57.50	80.0	50.0	-	25.0	-	8.00
P 80F51A1	57.00	82.0	50.0	-	20.5	-	8.00
P 80F62	56.50	81.5	50.0	6.5	22.0	8.6	8.00
P 80F69	56.50	82.2	50.5	5.5	20.5	-	8.00
P 80F87	58.50	72.4	48.0	-	12.0	-	10.00

## 筑路机械链

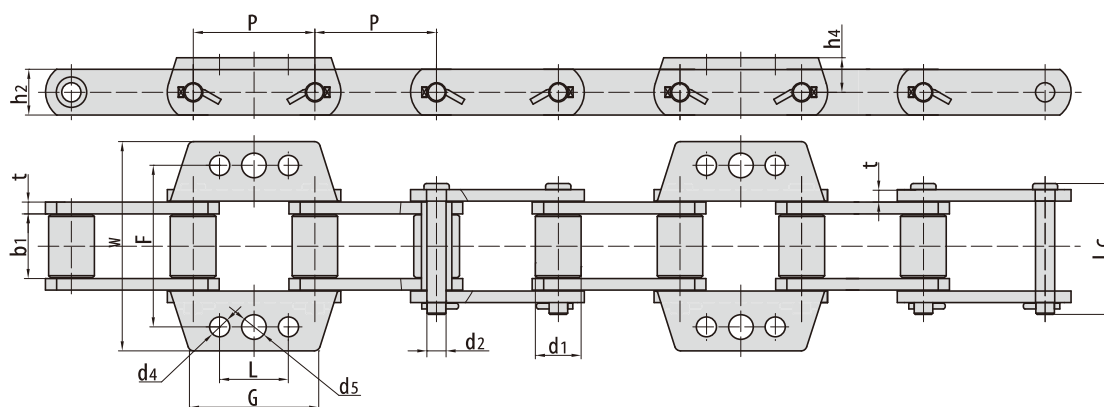
Conveyor chains for road construction machinery



东华链号 Donghua Chain No.	节距 Pitch	滚子直径 Roller diameter	内节内宽 Width between inner plates	销轴直径 Pin diameter	销轴长度 Pin length	链板高度 Inner plate depth	链板厚度 Plate thickness	抗拉强度 Tensile strength	每米长重 Weight per meter
	$P$	$d_{1 \max}$	$b_{1 \min}$	$d_{2 \max}$	$L_{\max}$	$h_2$	$t/T$	$Q_{\min}$	$q$
	mm	mm	mm	mm	mm	mm	mm	kN/bf	kg/m
P66.27F10	66.27	22.23	27.00	11.10	69.00	30.00	8.00	90.0/20232	6.96

东华链号 Donghua Chain No.	$F$	$W$	$h_4$	$d_5$	$T_1$
	mm	mm	mm	mm	mm
P66.27F10	47.00	58.50	24.00	11.50	15.00



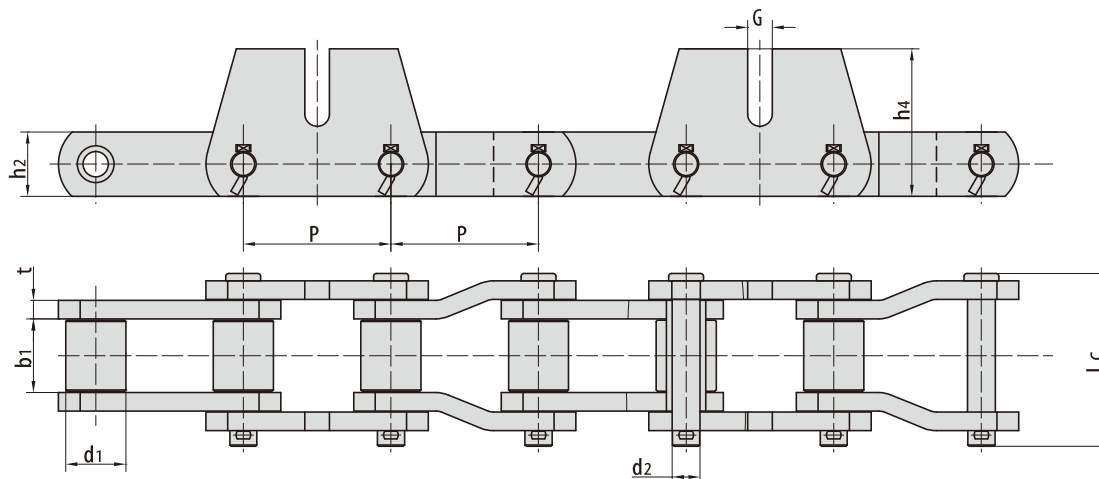
东华链号 Donghua Chain No.	节距 Pitch	滚子直径 Roller diameter	内节内宽 Width between inner plates	销轴直径 Pin diameter	销轴长度 Pin length	链板高度 Inner plate depth	链板厚度 Plate thickness	抗拉强度 Tensile strength	每米长重 Weight per meter
	$P$	$d_{1 \max}$	$b_{1 \min}$	$d_{2 \max}$	$L_{\max}$	$h_{2 \max}$	$t$	$Q_{\min}$	$q$
	mm	mm	mm	mm	mm	mm	mm	kN/bf	kg/m
P101.6F189K3	101.60	38.10	54.10	16.00	109.20	44.45	9.70	182.3/40981	14.45

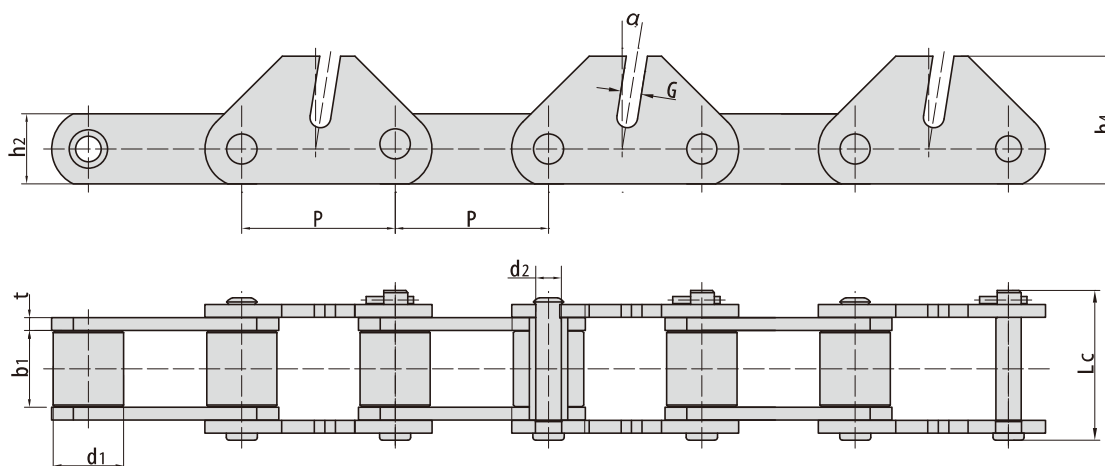
东华链号 Donghua Chain No.	$F$	$W$	$L$	$h_4$	$d_4$	$d_5$	$G$
	mm	mm	mm	mm	mm	mm	mm
P101.6F189K3	134.80	174.600	57.40	28.70	16.70	20.60	108.00

## 筑路机械链

Conveyor chains for road construction machinery



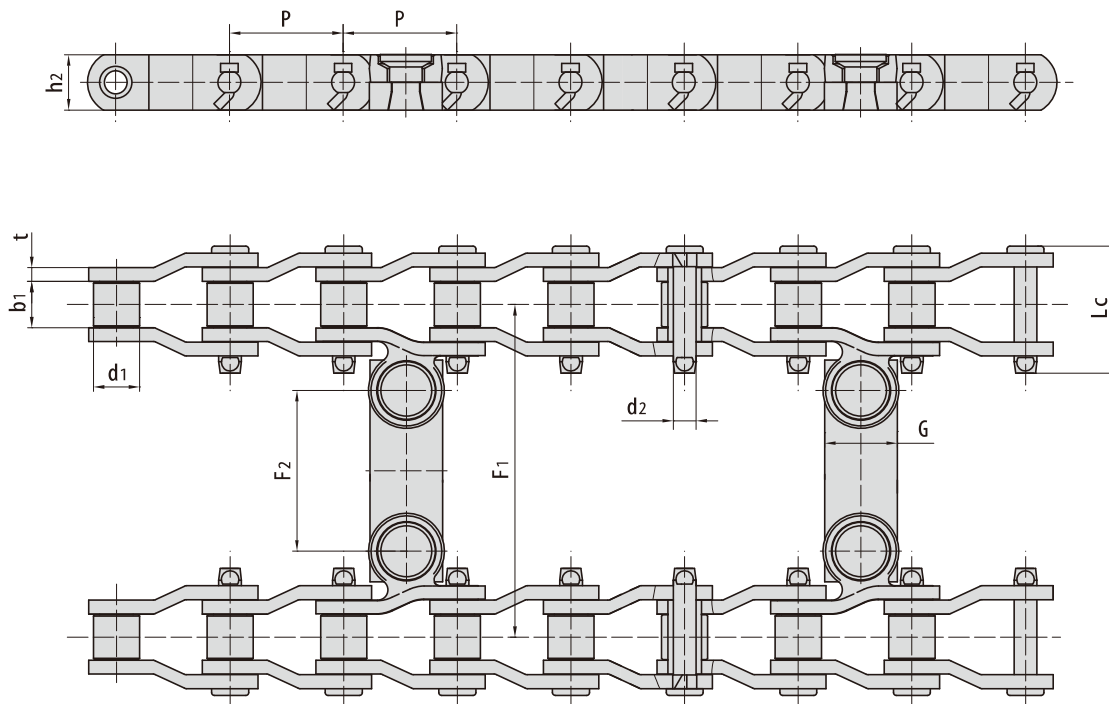
东华链号 Donghua Chain No.	节距 Pitch	滚子直径 Roller diameter	内节内宽 Width between inner plates	销轴直径 Pin diameter	销轴长度 Pin length	链板高度 Inner plate depth	链板厚度 Plate thickness	附板尺寸 Attachment dimension		抗拉强度 Tensile strength	每米长重 Weight per meter
	P	d1 max	b1 min	d2 max	Lc max	h2 max	t	h4	G	Q <sub>m</sub> min	q
	mm	mm	mm	mm	mm	mm	mm	mm	mm	kN/bf	kg/m
P101.6F186	101.60	41.40	50.80	19.12	120.00	44.45	12.70	101.60	16.80	320.0/71936	22.50



东华链号 Donghua Chain No.	节距 Pitch	滚子直径 Roller diameter	内节内宽 Width between inner plates	销轴直径 Pin diameter	销轴长度 Pin length	链板高度 Inner plate depth	链板厚度 Plate thickness	附板尺寸 Attachment dimension			抗拉强度 Tensile strength	每米长重 Weight per meter
	P	d1 max	b1 min	d2 max	Lc max	h2 max	t	h4	G	α	Q <sub>m</sub> min	q
	mm	mm	mm	mm	mm	mm	mm	mm	mm	mm	kN/bf	kg/m
P152F251	152.40	69.85	76.20	25.40	148.80	69.85	12.70	127.00	20.60	9°	431.5/97001	39.40

## 筑路机械链

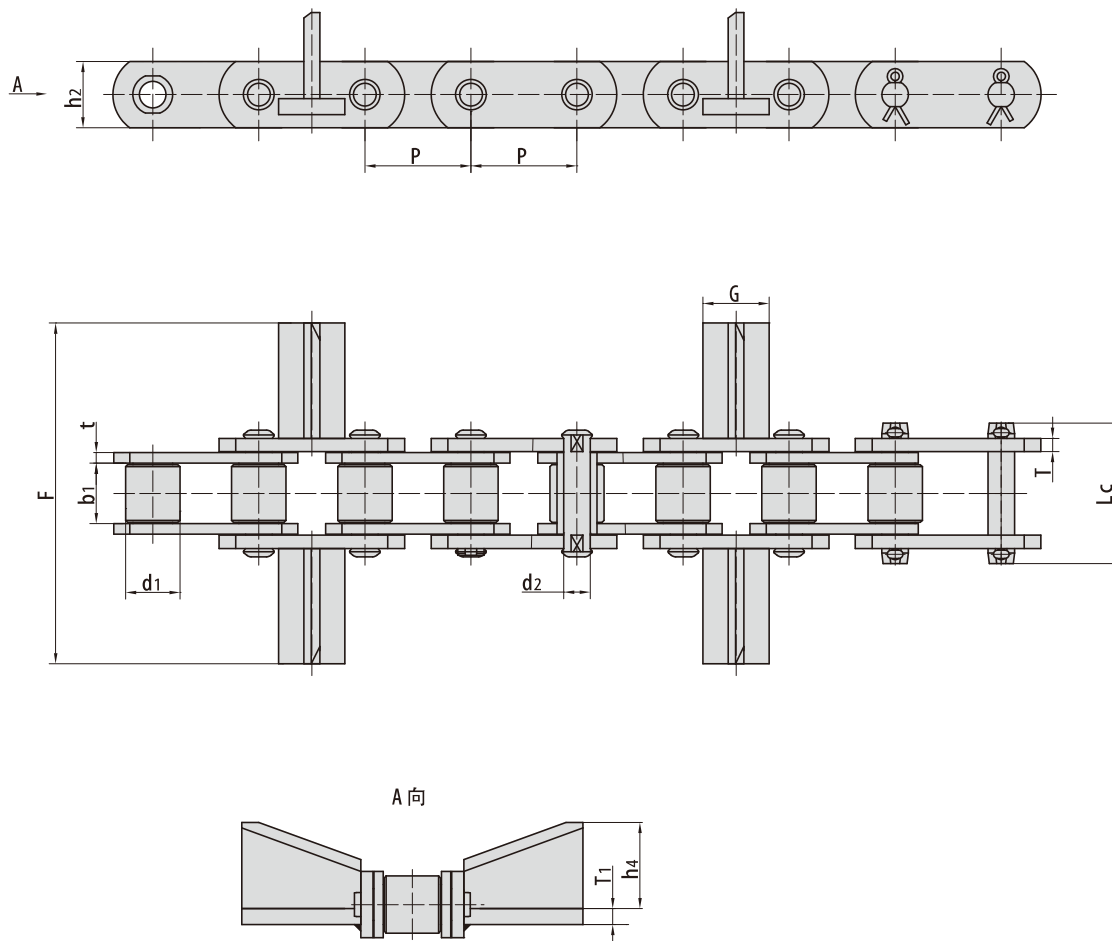
Conveyor chains for road construction machinery



东华链号 Donghua Chain No.	节距 Pitch	滚子直径 Roller diameter	内节内宽 Width between inner plates	销轴直径 Pin diameter	销轴长度 Pin length	链板高度 Inner plate depth	链板厚度 Plate thickness	附板尺寸 Attachment dimension			抗拉强度 Tensile strength	每米长重 Weight per meter
	P	d1 max	b1 min	d2 max	Lc max	h2 max	t	F1	F2	G	Q min	q
	mm	mm	mm	mm	mm	mm	mm	mm	mm	mm	kN/bf	kg/m
SS40SL	78.105	31.78	31.75	15.90	89.15	38.00	9.50	—	—	—	225.00/50818	12.03
SS40SLF2	78.13	31.75	31.75	15.70	87.35	38.10	9.52	543.00	424.66	50.00	225.00/50580	35.00

## 筑路机械链

Conveyor chains for road construction machinery

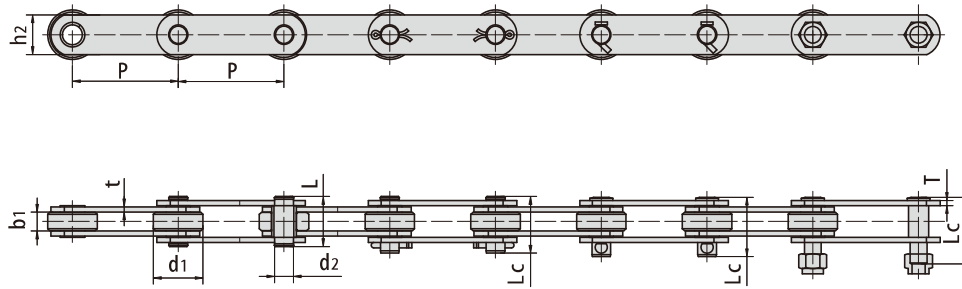


东华链号 Donghua Chain No.	节距 Pitch	滚子直径 Roller diameter	内节内宽 Width between inner plates	销轴直径 Pin diameter	销轴长度 Pin length	链板高度 Inner plate depth	链板厚度 Plate thickness	附板尺寸 Attachment dimension				抗拉强度 Tensile strength	每米长重 Weight per meter
	P	d1 max	b1 min	d2 max	Lc max	h2 max	t/T	F	T1	h4	G	Q min	q
	mm	mm	mm	mm	mm	mm	mm	mm	mm	mm	mm	kN/bf	kg/m
P80F53	80.00	42.00	45.00	20.00	94.00	50.00	8.00/10.00	259.00	12.00	65.00	50.00	180.0/40464	23.10



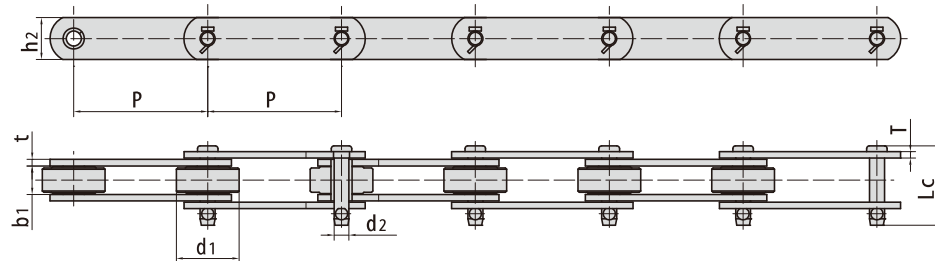
# 棕油链

## Palm oil chains

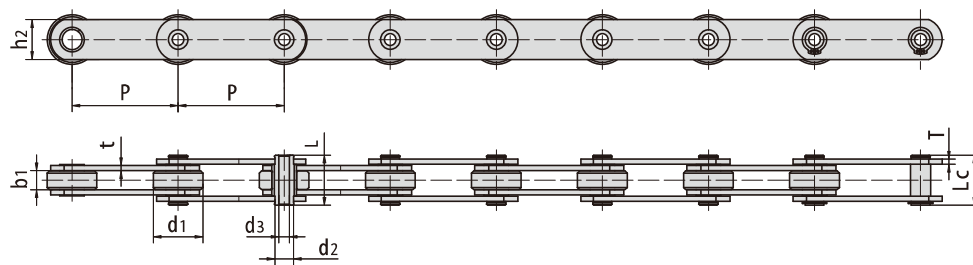


东华链号 Donghua Chain No.	节距 Pitch	滚子直径 Roller diameter	内节内宽 Width between inner plates	链板高度 Plate depth	销轴直径 Pin diameter	销轴长度 Pin length		链板厚度 Plate thickness	抗拉强度 Tensile strength	平均抗拉强度 Average tensile strength	每米长重 Weight per meter
	P	d1 max	b1 min	h2 max	d2 max	L max	Lc max	t/T max	Q <sub>m</sub> min	Q <sub>0</sub>	q
	mm	mm	mm	mm	mm	mm	mm	mm	kN/bf	kN	kg/m
P101.6F2	101.60	47.60	18.20	38.10	19.10	48.00	65.0	5.0	97.8/22000	107.58	6.75
P0 101.6F12	101.60	47.50	19.00	40.00	19.10	45.80	52.5	5.0/4.0	130.0/29224	143.00	6.84
P0 101.6F15	101.60	66.70	26.00	50.00	26.90	65.80	87.0	7.1	200.0/45454	200.00	15.10
P152F5	152.40	66.70	25.40	50.00	26.90	61.20	80.0	7.1	134.0/30123	147.40	12.16
P152F14	152.40	47.60	18.20	38.10	19.10	48.00	52.0/50.5	5.0	89.0/20000	97.90	5.66
P152F17	152.40	66.70	25.40	50.80	27.00	67.50	95.0	8.0	163.3/36710	179.60	12.83
P152F29	152.40	66.70	25.40	50.80	27.00	69.50	111.5	9.0/8.0	200.0/45454	220.00	13.54
P0 152F1	152.40	88.90	38.10	70.00	32.00	93.80	101.5	12.0/9.5	444.53/99930	488.98	30.28
P0 152F3	152.40	66.70	25.40	50.80	27.00	—	110.0	8.0	163.3/36710	180.00	13.50
P0 152F4	152.40	69.85	38.10	57.15	21.84	101.00	110.0	12.7	440.0/98912	484.00	22.77
P0 152F7	152.40	88.90	38.00	61.00	31.80	83.50	92.0	10.0/8.0	380.0/85242	418.00	23.50
P0 152F17	152.40	66.70	25.40	50.80	27.00	67.50	78.0	8.0	163.3/36710	179.63	12.83
P0 152F22	152.40	66.70	26.00	50.00	27.00	59.30	69.8	7.0/5.0	200.0/45454	220.00	10.90
P0 152F23	152.40	66.70	26.00	50.00	26.90	61.80	69.1	7.1/5.1	200.0/45454	220.00	10.90
P0 152F24	152.40	88.90	38.00	60.00	32.00	85.40	96.0	10.0/8.0	380.0/85242	418.00	23.00
P0 152F25	152.40	88.90	38.00	60.00	32.00	89.40	120.3	10.0	380.0/85242	418.00	24.20
P0 152F26	152.40	66.70	26.00	50.00	26.90	65.80	87.0	7.1	200.0/45454	220.00	11.90
P0 152F27	152.40	66.70	25.40	50.80	27.00	71.50	99.0	9.0	267.0/60022	293.70	14.00

## 棕油链 Palm oil chains



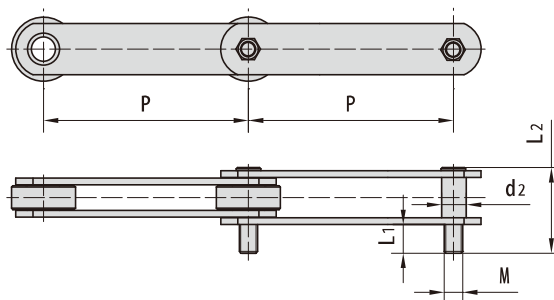
东华链号 Donghua Chain No.	节距 Pitch	滚子直径 Roller diameter	内节内宽 Width between inner plates	链板高度 Plate depth	销轴直径 Pin diameter	销轴长度 Pin length	链板厚度 Plate thickness	抗拉强度 Tensile strength	平均抗拉强度 Average tensile strength	每米长重 Weight per meter
	$P$	$d_1$ max	$b_1$ min	$h_2$ max	$d_2$ max	$L_c$ max	$t/T$ max	$Q_{min}$	$Q_0$	$q$
	mm	mm	mm	mm	mm	mm	mm	kN/bf	kN	kg/m
P 76.7	76.20	29.00	30.00	38.10	14.50	73.00	6.3	100.00/25000	110.00	8.25
90R-S	101.60	47.60	21.40	31.80	11.32	55.70	4.8	80.36/18065	88.40	5.90
P 101.6F2 (e)	101.60	47.60	18.20	38.10	19.10	57.00	5.0	97.80/21985	107.58	6.94
P 101.6F64	101.60	50.80	30.00	38.10	14.50	69.00	6.3	132.70/29831	146.00	7.30
P 152F5 (b)	152.40	66.70	25.40	50.00	26.90	68.50	7.1/5.1	134.00/30123	147.40	11.50
P 152F31	152.40	88.90	38.10	61.00	31.80	98.50	10.0	266.72/60000	293.00	26.60
P 160F16	160.00	69.85	38.10	50.80	27.00	101.00	9.0/8.0	267.00/60022	293.70	16.60
P 160F27	160.00	69.85	38.10	50.80	17.53	81.00	6.3	244.00/54851	268.40	13.68



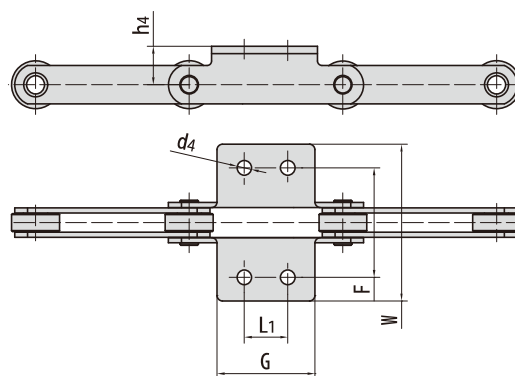
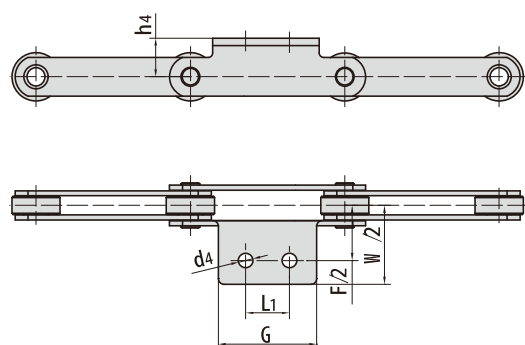
东华链号 Donghua Chain No.	节距 Pitch	滚子直径 Roller diameter	内节内宽 Width between inner plates	链板高度 Plate depth	销轴直径 Pin diameter		销轴长度 Pin length		链板厚度 Plate thickness	抗拉强度 Tensile strength	平均抗拉强度 Average tensile strength	每米长重 Weight per meter
	$P$	$d_1$ max	$b_1$ min	$h_2$ max	$d_2$ max	$d_3$ min	$L$ max	$L_c$ max	$t/T$ max	$Q_{min}$	$Q_0$	$q$
	mm	mm	mm	mm	mm	mm	mm	mm	mm	kN/bf	kN	kg/m
P 101.6F2-HP	101.60	47.60	18.20	38.10	19.10	13.20	44.8	46.5	5.0	66.68/14990	73.35	6.18
P 152F3 (New)	152.40	66.70	25.40	50.80	27.00	20.10	65.5	67.0	8.0	163.30/36710	179.60	11.73
P 152F29-HP	152.40	66.70	25.40	50.80	27.00	20.10	68.5	70.0	9.0/8.0	222.30/49973	244.53	12.40
P 0152F6-HP	152.40	66.70	26.00	55.00	27.50	19.43	60.0	62.5	7.5/5.5	220.00/49456	242.00	11.10

# 棕油链

## Palm oil chains



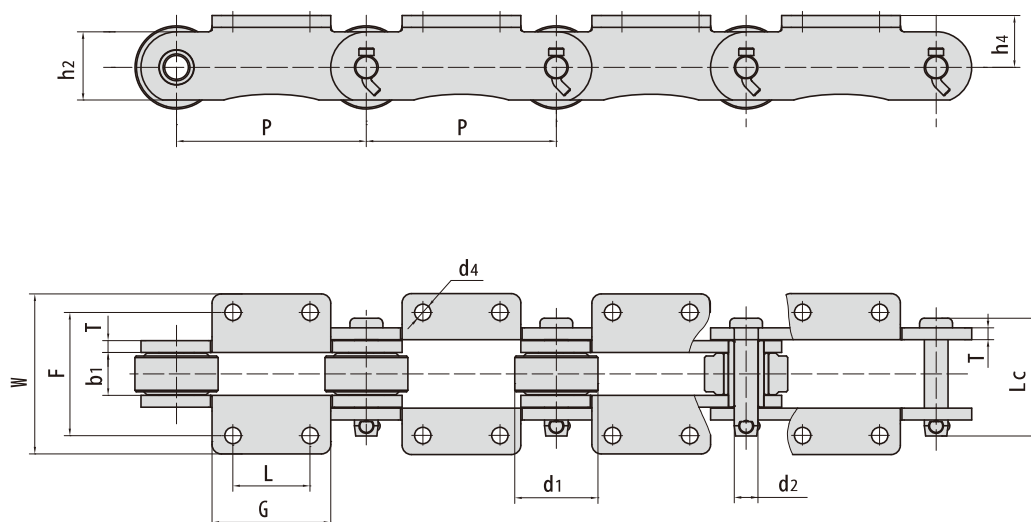
东华链号 Donghua Chain No.	节距 Pitch	销轴直径 Pin diameter	螺纹直径 Diameter of thread	加长销加长部分尺寸 Extended part size of the extended pin	销轴长度 Pin length	加长销装配方式 Assembly method of the extended pin
	P	d <sub>2 max</sub>	M	L <sub>1</sub>	L <sub>2 max</sub>	
	mm	mm	mm	mm	mm	
P 101.6F2	101.60	19.10	M 16	36.00	80.00	每节、每4节、 每6节、每8节等 every link every 4 link every 6 link every 8 link etc
P 152F5	152.40	26.90	M 20	24.00	80.00	
P 152F17	152.40	27.00	M 24	50.00	115.00	
P 0 152F1	152.40	32.00	M 30	64.00	154.00	
P 0 152F3	152.40	27.00	M 20	45.00	110.00	
P 0 152F4	152.40	21.84	0.75-UNC-2	88.10	134.10	
P 0 152F25	152.40	32.00	M 24	50.00	136.00	



东华链号 Donghua Chain No.	P	L <sub>1</sub>	G	F	W	d <sub>4</sub>	h <sub>4</sub>
	mm	mm	mm	mm	mm	mm	mm
90R-S	101.60	31.80	63.50	89.00	124.00	15.90	10.70
P 101.6F2	101.60	31.80	71.60	88.80	123.40	31.80	10.70
P 101.6F2K2 (d)	101.60	40.00	70.00	78.00	105.00	32.00	11.50
P 152F17	152.40	57.20	106.70	116.00	154.00	38.10	12.30
P 152F29	152.40	57.20	106.70	118.00	156.00	38.10	12.30
P 76.7	76.70	-	47.00	111.10	145.00	25.40	12.00

## 糖机链

### Sugar mill chains

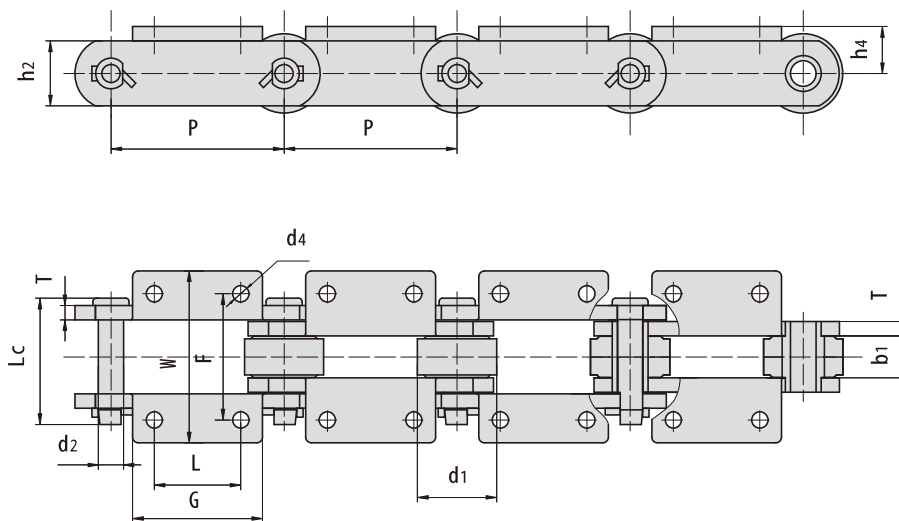


东华链号 Donghua Chain No.	节距 Pitch	滚子直径 Roller diameter	内节内宽 Width between inner plates	销轴直径 Pin diameter	销轴长度 Pin length	链板高度 Plate depth	链板厚度 Plate thickness	抗拉强度 Tensile strength	平均抗拉强度 Average tensile strength	每米长重 Weight per meter
	P	$d_{1\max}$	$b_1$	$d_{2\max}$	$L_{c\max}$	$h_{2\max}$	$T_{\max}$	$Q_{\min}$	$Q_0$	q
	mm	mm	mm	mm	mm	mm	mm	kN/bf	kN	kg/m
P 152F68K2	152.4	69.85	37.1	22.23	111.2	57.2	12.70	413/92842	455.0	26.50
P 152F97K2	152.4	76.20	38.1	26.90	116.6	60.3	12.70	450/101160	495.0	30.70
P 152F101K2	152.4	69.85	37.1	18.90	96.6	54.1	9.52	311/69913	345.0	24.68
SM 203.2F3K2	203.2	88.90	46.0	25.32	126.0	71.4	12.70	520/116900	545.0	37.70
SM 203.2F4K2	203.2	88.90	46.0	25.32	126.0	73.2	12.70	585/131513	614.0	35.90
SM 203.2F5K2	203.2	88.90	46.0	25.32	126.0	70.0	12.70	480/107908	504.0	37.60

东华链号 Donghua Chain No.	P	G	L	F	W	$h_4$	$d_4$
	mm	mm	mm	mm	mm	mm	mm
P 152F68K2	152.4	114.3	76.2	111.10	151.5	41.30	14.30
P 152F97K2	152.4	111.3	76.2	111.10	148.6	42.92	14.30
P 152F101K2	152.4	139.7	76.2	111.20	169.1	41.40	14.20
SM 203.2F3K2	203.2	152.4	82.6	131.76	182.6	55.50	19.05
SM 203.2F4K2	203.2	127.0	82.6	131.76	171.4	55.50	17.50
SM 203.2F5K2	203.2	152.4	82.6	133.80	191.0	54.50	19.05

# 糖机链

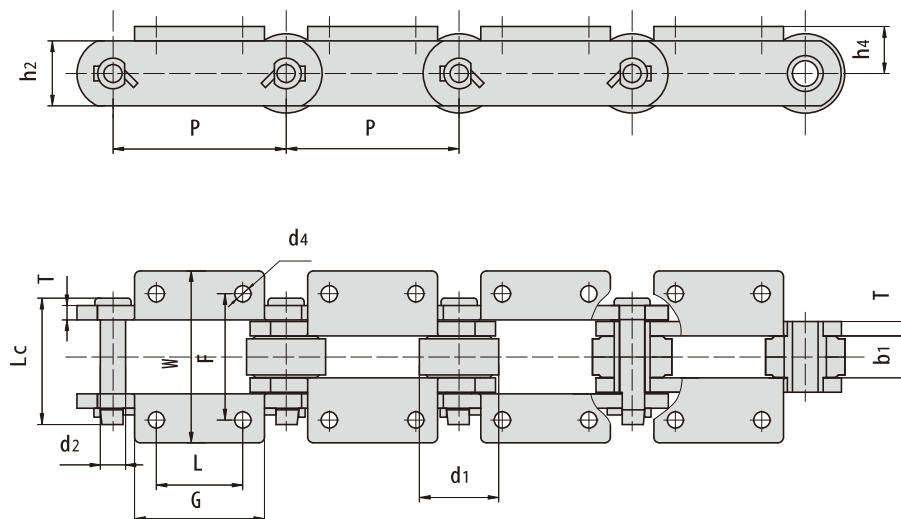
## Sugar mill chains



东华链号 Donghua Chain No.	节距 Pitch	滚子直径 Roller diameter	内节内宽 Width between inner plates	销轴直径 Pin diameter	销轴长度 Pin length	链板高度 Plate depth	链板厚度 Plate thickness	抗拉强度 Tensile strength	平均抗拉强度 Average tensile strength	每米长重 Weight per meter
	$P$	$d_1$ max	$b_1$ min	$d_2$ max	$L_c$ max	$h_2$ max	$T$ max	$Q_{min}$	$Q_0$	$q$
	mm	mm	mm	mm	mm	mm	mm	kN/bf	kN	kg/m
SM 150F1K2	150.00	85.00	55.00	23.90	128.00	70.00	12.00	450.0/101160	495.0	44.50
DH 9063	152.40	76.20	38.10	23.83	103.20	61.00	10.30	445.0/100000	489.0	27.5
DH 2198	152.40	69.85	38.10	22.23	111.20	57.15	12.70	404.5/91000	445.0	27.9
P 152F78K2	152.40	69.85	37.60	22.23	97.10	57.20	9.52	376.0/84500	410.0	26.2
P 152F78K2F1	152.40	69.85	37.60	22.23	97.10	57.20	9.52	400.0/89920	440.0	26.68
P 152F83K2	152.40	69.85	37.10	21.85	108.00	57.20	12.70	413.0/92842	454.3	28.50
P 152F87K2	152.40	76.20	38.10	23.83	103.20	60.30	10.30	438.0/98462	481.8	28.45
P 152F93K2	152.40	76.20	37.60	22.23	97.10	57.20	9.52	376.0/84500	410.0	26.2
P 152F103	152.40	76.20	39.40	28.58	115.90	69.85	12.70	390.0/87672	429.0	34.50
SM 152F25K2	152.40	50.80	30.00	11.10	69.00	38.10	6.40	80.0/17984	88.0	11.00
SM 152F29K2	152.40	69.90	38.10	22.23	112.80	57.20	12.70	450.0/101160	495.0	28.70
SM 152F33K2	152.40	76.20	38.10	27.00	112.00	60.50	12.70	400.0/89920	440.0	32.40
SM 152F46K2	152.40	69.85	37.80	19.05	97.20	50.80	9.70	285.0/64068	311.3	24.20
SM 152F57K2	152.40	76.20	38.10	22.23	100.00	57.20	9.50	350.0/78680	385.0	25.60
P 203.2F8	203.20	88.90	45.30	25.40	123.00	71.40	12.70	615.0/138252	676.5	37.25
SM 203.2F1K2	203.20	107.95	92.10	38.10	170.00	88.90	12.70	760.0/170848	836.0	67.68
SM 203.2F15K2	203.20	88.90	46.00	25.40	120.90	69.90	12.70	444.8/99991	489.3	36.60
SM 228.6F16K2	228.60	76.00	42.00	22.23	104.00	64.00	10.00	400.0/89920	440.0	28.00
SM 304.8F18K2	304.80	101.60	69.85	34.80	163.80	88.90	16.00	1200.0/269760	1320.0	57.21

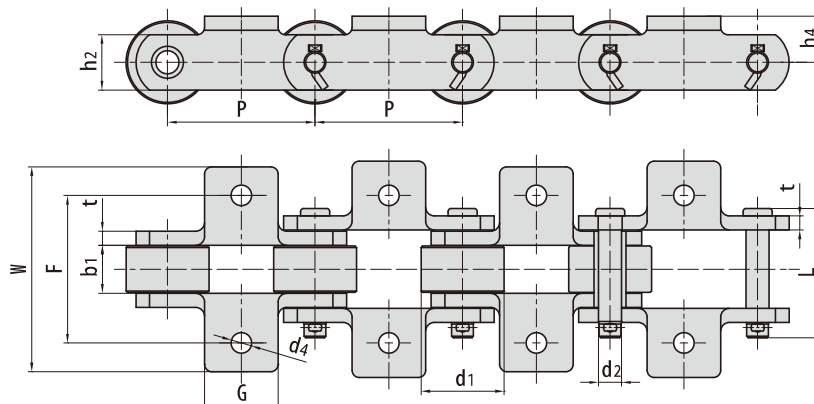
## 糖机链

### Sugar mill chains



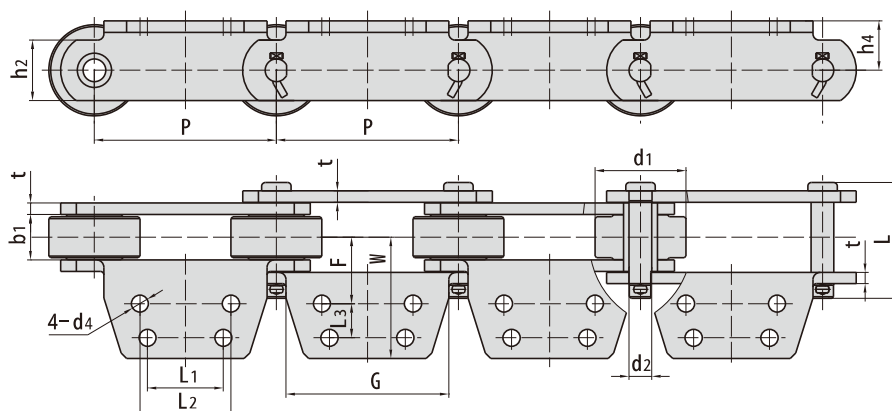
东华链号 Donghua Chain No.	P mm	G mm	L mm	F mm	W mm	h4 mm	d4 mm
SM 150F1K2	150.00	95.00	55.00	155.00	233.00	55.00	15.00
DH 9063	152.40	114.30	76.20	111.13	165.86	44.45	14.30
DH 2198	152.40	114.30	76.20	111.25	152.40	41.40	14.30
P 152F78K2	152.40	114.30	76.20	111.00	165.00	41.30	14.00
P 152F78K2F1	152.40	114.30	76.20	111.00	165.00	41.30	13.00
P 152F83K2	152.40	111.00	76.20	111.60	152.20	41.30	14.30
P 152F87K2	152.40	114.30	76.20	111.40	165.00	44.50	14.30
P 152F93K2	152.40	110.00	76.20	111.00	146.00	44.50	14.30
P 152F103	152.40	108.00	76.20	111.10	147.60	50.80	14.30
SM 152F25K2	152.40	88.90	50.80	101.60	143.80	31.75	10.40
SM 152F29K2	152.40	111.30	76.20	111.30	146.10	41.10	14.20
SM 152F33K2	152.40	114.30	76.20	111.30	169.40	42.90	14.20
SM 152F46K2	152.40	136.70	76.20	111.20	152.40	41.10	14.20
SM 152F57K2	152.40	110.00	76.20	111.20	170.00	41.50	15.00
P 203.2F8	203.20	165.00	114.30	132.00	183.00	55.50	17.50
SM 203.2F1K2	203.20	146.00	82.60	193.70	260.30	69.90	17.50
SM 203.2F15K2	203.20	127.00	82.60	131.80	183.40	55.60	17.50
SM 228.6F16K2	228.60	152.00	100.00	156.50	222.50	42.00	14.00
SM 304.8F18K2	304.80	203.20	152.40	203.20	257.80	69.85	17.50

## 糖机链 Sugar mill chains



东华链号 Donghua Chain No.	节距 Pitch	滚子直径 Roller diameter	内节内宽 Width between inner plates	销轴直径 Pin diameter	销轴长度 Pin length	链板高度 Plate depth	链板厚度 Plate thickness	抗拉强度 Tensile strength	每米长重 Weight per meter
	P	$d_1$ max	$b_1$ min	$d_2$ max	L max	$h_2$ max	t max	$Q$ min	q
	mm	mm	mm	mm	mm	mm	mm	kN/bf	kg/m
SM 101.6F19K1	101.60	57.15	33.00	15.90	88.90	38.10	9.70	176.4/39655	18.3

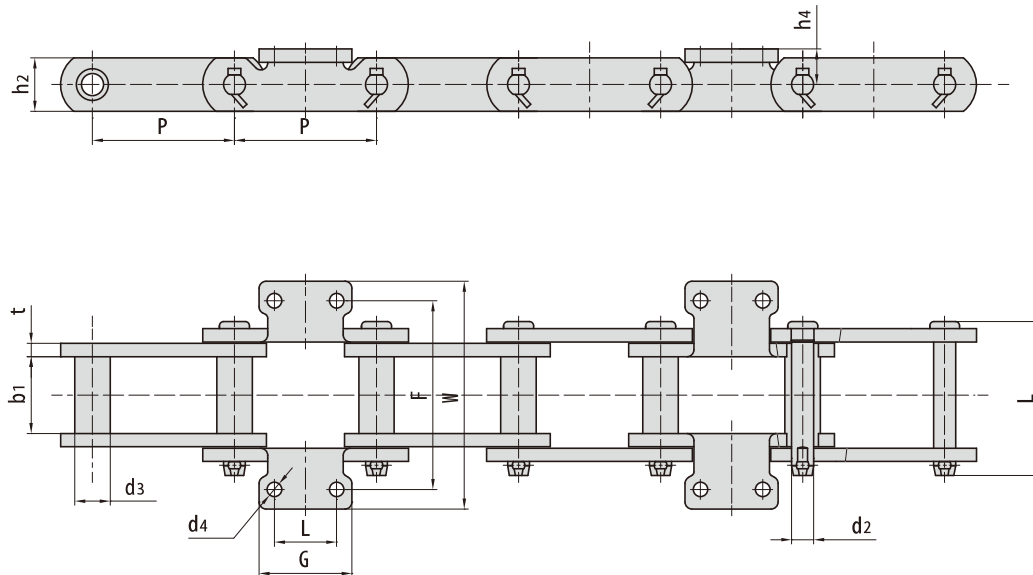
东华链号 Donghua Chain No.	P	G	F	W	$h_4$	$d_4$
	mm	mm	mm	mm	mm	mm
SM 101.6F19K1	101.60	50.80	101.60	141.00	31.75	14.20



东华链号 Donghua Chain No.	节距 Pitch	滚子直径 Roller diameter	内节内宽 Width between inner plates	销轴直径 Pin diameter	销轴长度 Pin length	链板高度 Plate depth	链板厚度 Plate thickness	抗拉强度 Tensile strength	每米长重 Weight per meter
	P	$d_1$ max	$b_1$ min	$d_2$ max	L max	$h_2$ max	t max	$Q$ min	q
	mm	mm	mm	mm	mm	mm	mm	kN/bf	kg/m
SM 152F63A4	152.4	76.2	38.1	19.05	97.1	38.1	9.5	285.0/64068	23.0

东华链号 Donghua Chain No.	P	G	F	W	$h_4$	$d_4$	$L_1$	$L_2$	$L_3$
	mm	mm	mm	mm	mm	mm	mm	mm	mm
SM 152F63A4	152.4	136.50	55.60	101.60	41.30	14.30	63.5	76.20	28.58

## 糖机链 Sugar mill chains



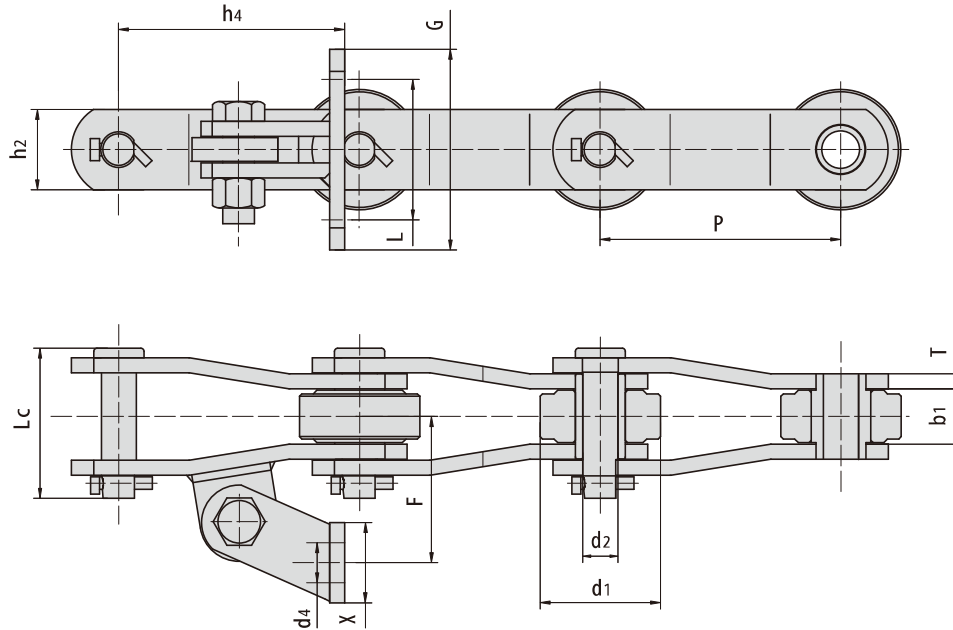
东华链号 Donghua Chain No.	节距 Pitch	套筒直径 Bush diameter	内节内宽 Width between inner plates	销轴直径 Pin diameter	销轴长度 Pin length	链板高度 Plate depth	链板厚度 Plate thickness	抗拉强度 Tensile strength	每米长重 Weight per meter
	P	d <sub>3</sub> max	b <sub>1</sub> min	d <sub>2</sub> max	L max	h <sub>2</sub> max	t max	Q <sub>min</sub>	q
	mm	mm	mm	mm	mm	mm	mm	kN/bf	kg/m
S 102BF6K2	101.60	25.40	54.00	15.70	110.50	38.10	9.50	160.0/35968	11.25
SM 152F56K2	152.4	36.58	66.50	19.05	126.00	58.80	9.70	330.0/74184	17.26

东华链号 Donghua Chain No.	P	G	L	F	W	h <sub>4</sub>	d <sub>4</sub>
	mm	mm	mm	mm	mm	mm	mm
S 102BF6K2	101.60	66.50	44.50	134.90	162.80	25.40	10.40
SM 152F56K2	152.40	114.30	58.70	158.75	212.85	38.10	13.50



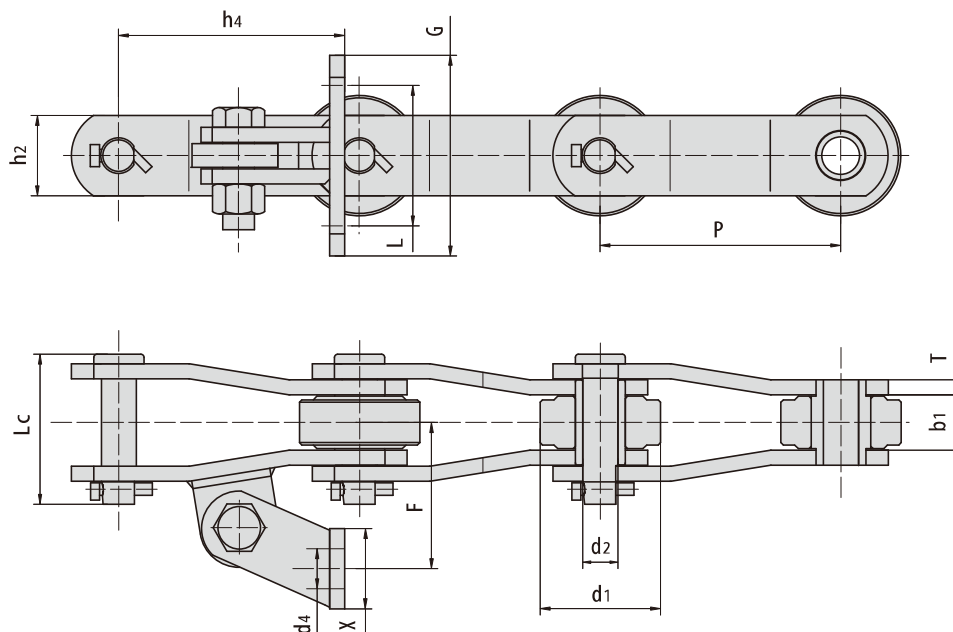
# 糖机链

## Sugar mill chains



东华链号 Donghua Chain No.	节距 Pitch	滚子直径 Roller diameter	内节内宽 Width between inner plates	销轴直径 Pin diameter	销轴长度 Pin length	链板高度 Plate depth	链板厚度 Plate thickness	抗拉强度 Tensile strength	平均抗拉强度 Average tensile strength
	P	d1 max	b1	d2 max	L max	h2 max	T max	Q min	Q0
	mm	mm	mm	mm	mm	mm	mm	kN/bf	kN
SM 101.6F1-AS2	101.60	50.80	33.28	17.45	77.00	38.10	8.00	160.0/35968	176.0
SM 101.6F10-AS2	101.60	50.80	32.60	17.50	83.00	44.50	7.90	138.1/31045	155.0
P 152F77-AS2	152.40	76.20	34.50	22.23	95.10	50.80	9.52	263.0/59122	290.0
P 152F87-AS2	152.40	76.20	38.10	23.83	103.20	60.30	10.30	438.0/98462	485.0
P 152F146-AS2	152.40	76.20	39.80	23.83	113.00	63.50	12.70	453.6/101834	450.0
P 152F153-AS2F1	152.40	70.00	34.60	22.23	95.80	57.00	10.00	263.0/59122	290.0
P 152F154-AS2F1	152.40	72.00	34.96	18.85	73.80	50.80	9.52	250.0/56200	275.0
SM 152F6-AS2	152.40	76.20	38.10	22.23	97.10	57.20	9.52	362.0/81377	400.0
SM 152F14-AS2	152.40	76.20	34.90	22.20	96.35	55.80	9.50	362.6/81512	400.0
SM 152F16-AS2	152.40	76.20	37.00	24.00	110.00	64.00	12.00	600.0/134880	660.0
SM 152F31-AS2	152.40	76.20	34.96	22.23	97.50	50.80	9.53	328.0/73734	380.0
SM 152F43-AS2	152.40	76.20	38.90	23.75	111.50	63.50	12.70	445.4/100126	490.0
P 203.2F9	203.20	88.90	46.00	25.40	118.20	69.90	12.70	615.0/138252	680.0
SM 203.2	203.20	88.90	41.30	30.16	130.00	69.90	15.00	700.0/157360	770.0
SM 203.2F7-AS2	203.20	89.00	46.10	25.40	125.00	76.20	12.70	700.0/157360	770.0
SM 203.2F18-AS2	203.20	88.90	46.10	25.40	123.00	70.00	12.70	620.0/139376	690.0

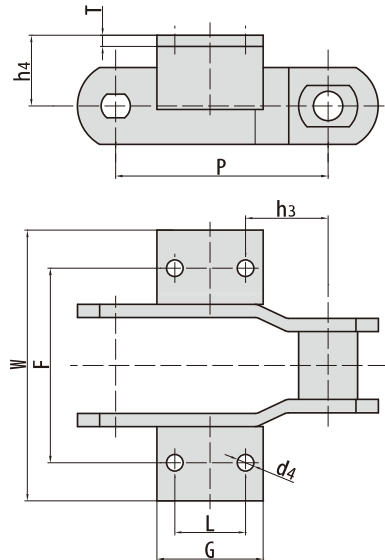
## 糖机链 Sugar mill chains



东华链号 Donghua Chain No.	P	G	L	F	X	h4	d4
	mm	mm	mm	mm	mm	mm	mm
SM 101.6F1-AS2	101.60	120.65	69.85	85.85	50.80	90.93	14.70
SM 101.6F10-AS2	101.60	111.00	84.10	74.60	44.50	80.90	11.10
P 152F77-AS2	152.40	127.00	88.90	92.10	50.80	143.00	14.20
P 152F87-AS2	152.40	127.00	88.90	100.00	50.80	143.00	14.20
P 152F146-AS2	152.40	127.00	89.00	105.00	63.50	121.40	15.00
P 152F153-AS2F1	152.40	122.00	84.00	95.84	50.00	113.20	14.00
P 152F154-AS2F1	152.40	127.00	81.00	114.67	50.80	127.00	15.00
SM 152F6-AS2	152.40	127.10	88.90	92.10	50.80	143.00	14.30
SM 152F14-AS2	152.40	127.00	88.90	93.65	50.80	142.85	14.20
SM 152F16-AS2	152.40	127.00	89.00	97.00	50.80	142.80	14.00
SM 152F31-AS2	152.40	127.00	88.90	92.10	50.80	130.55	14.20
SM 152F43-AS2	152.40	127.00	88.90	104.60	50.80	130.00	14.20
P 203.2F9	203.20	127.00	88.90	107.10	50.80	168.40	14.20
SM 203.2	203.20	127.00	88.90	107.18	50.80	168.40	14.30
SM 203.2F7-AS2	203.20	127.00	88.90	107.10	50.80	168.40	14.20
SM 203.2F18-AS2	203.20	127.00	88.90	107.10	50.80	168.30	14.20

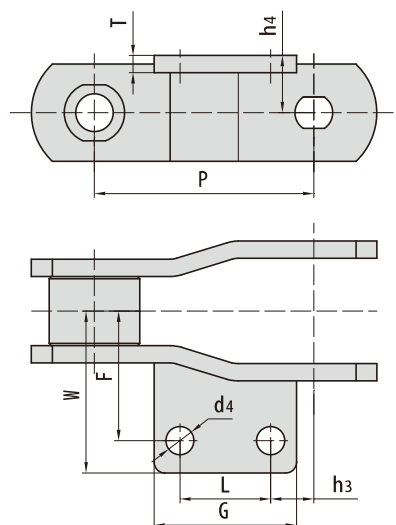
## 糖机链 Sugar mill chains

带焊接K2附件  
With welded K2 attachment



东华链号 Donghua Chain No.	P	F	W	L	G	h3	h4	d4	T
	mm	mm	mm	mm	mm	mm	mm	mm	mm
SM 228.6F3K2	228.6	209.6	291.3	76.2	114.3	88.9	76.2	18.0	12.0

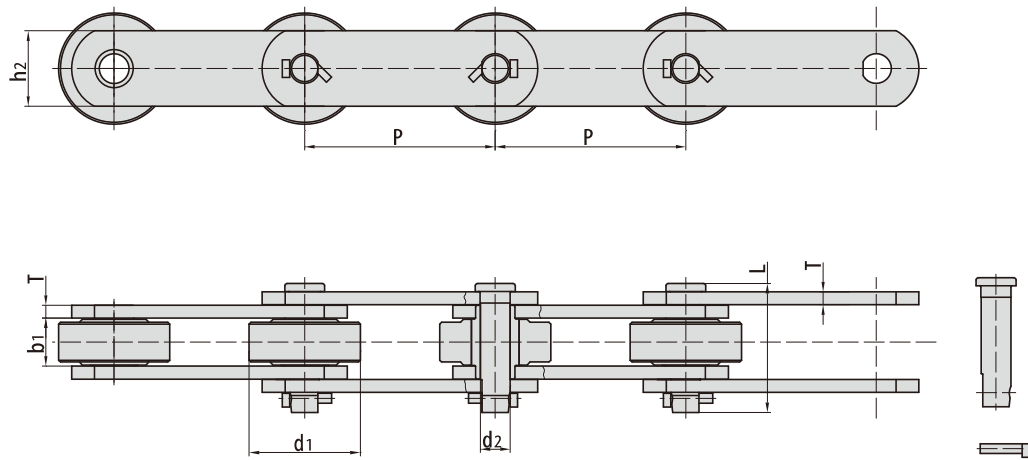
带焊接A2附件  
With welded A2 attachment



东华链号 Donghua Chain No.	P	F	W	L	G	h3	h4	d4	T
	mm	mm	mm	mm	mm	mm	mm	mm	mm
SM 101.6F4A2	101.6	60	75	42	66	20	26.5	13.0	8.0

# 糖机链

## Sugar mill chains

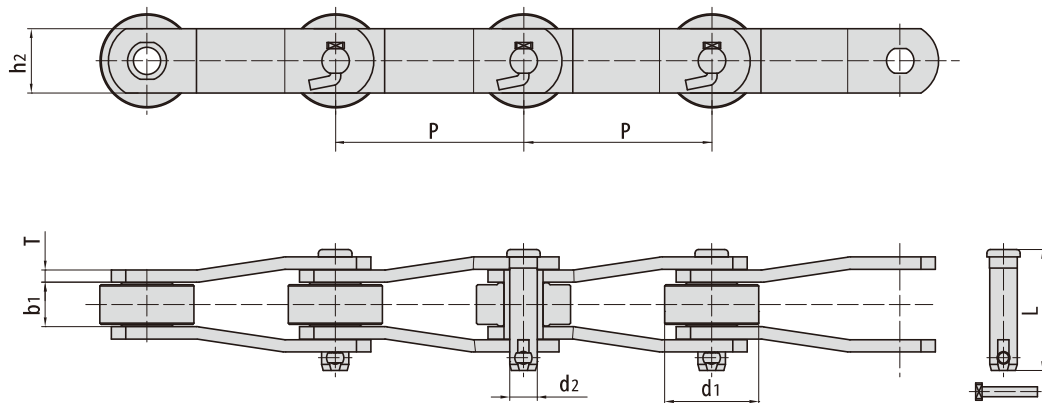


东华链号 Donghua Chain No.	节距 Pitch	滚子直径 Roller diameter	内节内宽 Width between inner plates	销轴直径 Pin diameter	销轴长度 Pin length	链板高度 Plate depth	链板厚度 Plate thickness	抗拉强度 Tensile strength	平均抗拉强度 Average tensile strength	每米长重 Weight per meter
	$P$	$d_1$ max	$b_1$	$d_2$ max	$L$ max	$h_2$ max	$T$ max	$Q_{min}$	$Q_{o min}$	$q$
	mm	mm	mm	mm	mm	mm	mm	kN/bf	kN	kg/m
P 101.6F138*	101.60	30.00	40.00	19.00	100.00	45.00	9.50	250.0/56200	275.0	12.50
P 152F78	152.40	69.85	38.10	22.23	97.10	57.20	9.52	400.0/89920	440.0	19.42
P 152F88	152.40	88.90	38.10	23.83	103.20	60.30	10.30	438.0/98462	480.0	22.23
P 152F114	152.40	70.00	37.10	25.00	98.00	75.00	9.52	600.0/134880	660.0	24.60
P 152F156	152.40	69.85	38.10	18.90	96.60	57.00	9.52	378.1/85001	416.0	18.95
SM 152F2	152.40	69.85	38.10	18.90	96.60	50.80	9.52	350.0/78680	385.0	17.27
SM 152F5	152.40	76.20	38.10	23.80	103.00	63.50	10.30	438.0/98462	480.0	19.89
SM 152F7	152.40	76.20	37.10	25.00	110.80	65.00	12.00	500.0/112400	550.0	26.42
DH 2600	152.40	88.90	67.46	25.35	125.90	76.20	9.52	606.0/136229	670.0	37.10
SM 203.2F11	203.20	89.90	46.00	25.40	124.00	76.20	12.70	690.0/155112	760.0	32.30

\*套筒链：表中滚子直径 $d_1$ 为套筒直径

\*Bush chain:  $d_1$  in the table indicates the external diameter of the bush.

## 糖机链 Sugar mill chains



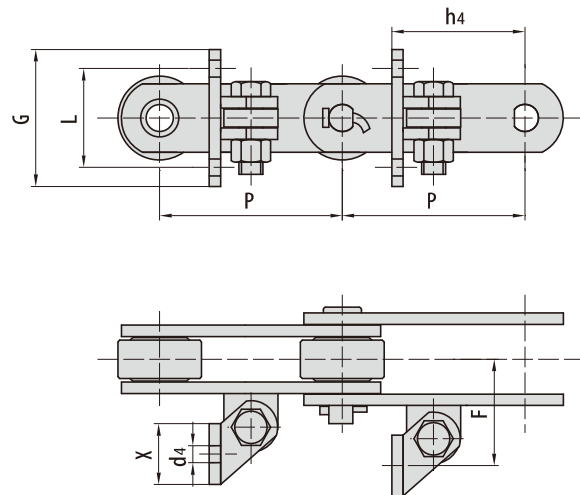
东华链号 Donghua Chain No.	节距 Pitch	滚子直径 Roller diameter	内节内宽 Width between inner plates	销轴直径 Pin diameter	销轴长度 Pin length	链板高度 Plate depth	链板厚度 Plate thickness	抗拉强度 Tensile strength	平均抗拉强度 Average tensile strength	每米长重 Weight per meter
	$P$	$d_1$ max	$b_1$	$d_2$ max	$L$ max	$h_2$ max	$T$ max	$Q_{min}$	$Q_{min}$	$q$
	mm	mm	mm	mm	mm	mm	mm	kN/bf	kN	kg/m
SM 102*	102.00	36.00	42.00	16.00	92.00	45.00	8.00	210.0/47208	230.0	11.59
SM 101.6F4*	101.60	42.00	32.00	17.50	83.00	45.00	8.00	281.5/63281	309.7	12.30
SM 101.6F7*	101.60	36.50	41.30	15.88	94.30	44.50	7.90	191.1/42959	210.0	11.84
SM 101.6F10	101.60	50.80	32.60	17.50	83.00	44.50	7.90	138.1/31045	151.9	13.29
P 152F77	152.40	76.20	35.00	22.23	95.10	50.80	9.52	263.0/59122	290.0	17.98
P 152F151	152.40	76.20	36.00	22.20	98.00	52.00	10.00	361.3/81220	397.4	19.10
SM 152F16	152.40	76.20	37.00	24.00	110.00	64.00	12.00	600.0/134880	660.0	26.20
SM 152F54	152.40	76.20	35.00	22.43	96.00	50.80	9.50	263.0/59122	290.0	17.90
SM 203.2F8	203.20	88.90	46.10	25.40	122.00	76.20	12.70	700.0/157360	770.0	31.10
SM 228.6F3*	228.60	63.50	73.20	31.75	157.00	82.60	14.20	250.0/56200	275.0	33.60
SM 228.6F4	228.60	89.00	37.00	25.40	102.00	65.00	10.00	466.0/104756	512.5	21.20
SM 228.6F6	228.60	99.00	46.00	32.00	137.00	86.00	16.00	1150.0/258520	1265.0	41.80
SM 228.6F8	228.60	99.00	47.00	32.00	126.00	86.00	12.70	920.0/206816	1012.0	34.20

\*套筒链：表中滚子直径 $d_1$ 为套筒直径

\*Bush chain:  $d_1$  in the table indicates the external diameter of the bush.

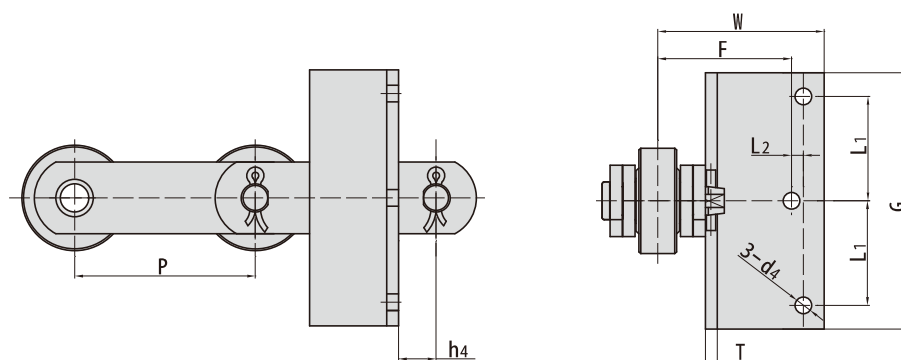
## 糖机链 Sugar mill chains

带AS2附件  
With AS2 attachment



东华链号 Donghua Chain No.	P mm	G mm	L mm	F mm	X mm	h4 mm	d4 mm
P152F78-AS2	152.40	114.30	82.55	88.90	50.80	111.12	14.30
DH2600-AS2	152.40	127.00	88.90	120.70	50.80	143.00	14.20
DH2600-AS2F2	152.40	127.00	88.90	120.60	50.80	146.00	13.50

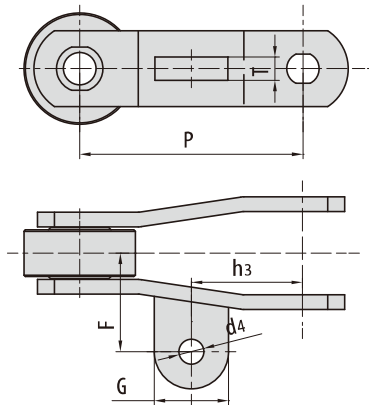
带F3附件  
With F3 attachment



东华链号 Donghua Chain No.	P mm	F mm	W mm	h4 mm	d4 mm	G mm	L1 mm	L2 mm
P152F88-F3	152.40	112.80	140.10	31.75	14.00	216.00	88.00	10.00

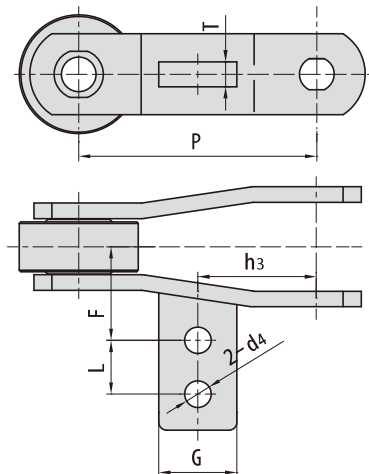
## 糖机链 Sugar mill chains

带A1附件  
With A1 attachment



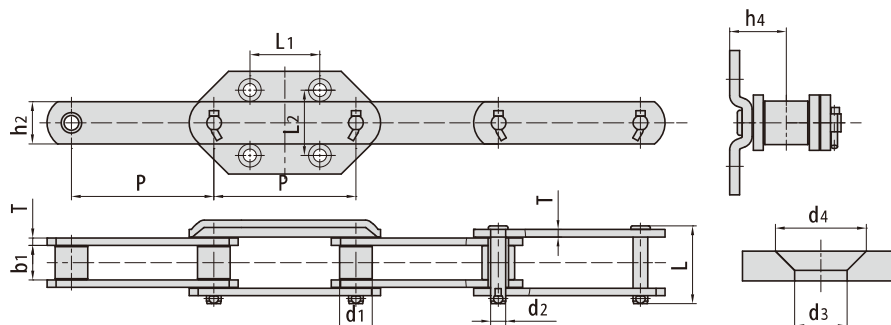
东华链号 Donghua Chain No.	P	F	G	d4	h3	T
	mm	mm	mm	mm	mm	mm
SM 101.6F5-A1	101.6	70.0	40.0	17.0	42.0	12.0
SM 101.6F7-AS2	101.6	63.6	38.1	13.0	50.0	9.5
SM 101.6F10-A1	101.6	54.0	42.0	16.7	50.8	12.7
P 152F77-AS2F3	152.4	66.7	65.0	17.0	76.2	16.0
P 152F148-AS2	152.4	68.0	—	22.0	74.0	16.0
P 152F151-A1	152.4	67.5	50.8	17.0	76.0	16.0
SM 228.6F4-AS2	228.6	80.0	—	21.0	95.0	20.0
SM 228.6F8-AS2	228.6	83.0	—	21.0	120.0	16.0
SM 203.2F7-A1F1	203.2	81.7	58.0	20.0	101.6	16.0
SM 203.2F8-AS2	203.2	82.0	—	21.0	102.0	16.0

带A2附件  
With A2 attachment



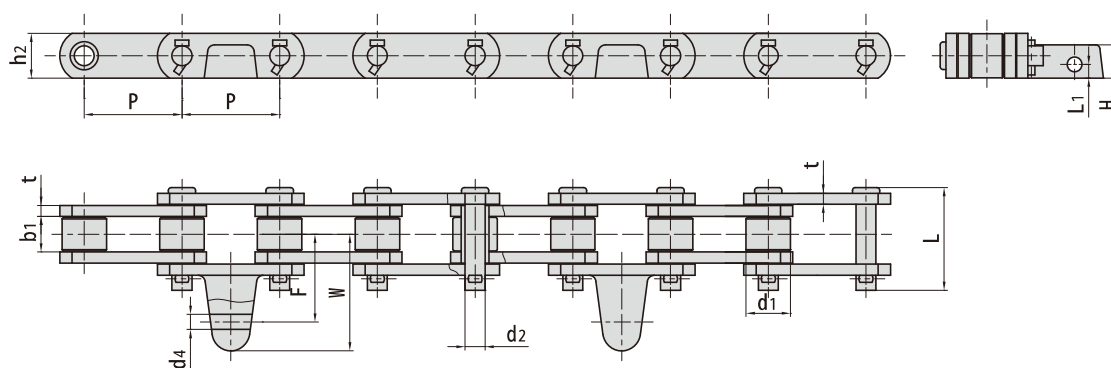
东华链号 Donghua Chain No.	P	F	G	d4	h3	L	T
	mm	mm	mm	mm	mm	mm	mm
P 152F77-A2	152.4	60.0	50.0	17.0	76.0	34.5	16.0
P 152F151-A2	152.4	60.0	50.0	17.0	76.0	34.5	16.0
SM 152F54-A2	152.4	60.0	50.0	17.0	76.0	34.5	16.0
SM 203.2F8-AS2F3	203.8	74.5	65.0	21.0	102.0	34.5	15.0
SM 203.2F8-AS2F5	203.8	74.5	65.0	21.0	102.0	50.0	15.0

## 糖机链 Sugar mill chains



东华链号 Donghua Chain No.	节距 Pitch	滚子直径 Roller diameter	内节内宽 Width between inner plates	销轴直径 Pin diameter	销轴长度 Pin length	链板高度 Plate depth	链板厚度 Plate thickness	抗拉强度 Tensile strength	每米长重 Weight per meter
	P	d <sub>1 max</sub>	b <sub>1</sub>	d <sub>2 max</sub>	L <sub>max</sub>	h <sub>2 max</sub>	T <sub>max</sub>	Q <sub>min</sub>	q
	mm	mm	mm	mm	mm	mm	mm	kN/bf	kg/m
P152F169SS-G4	152.4	34.9	37.1	15.9	83.5	44.5	8.0	190/42712	10.34

东华链号 Donghua Chain No.	P	L <sub>1</sub>	L <sub>2</sub>	h <sub>4</sub>	d <sub>3</sub>	d <sub>4</sub>
	mm	mm	mm	mm	mm	mm
P152F169SS-G4	152.4	75.0	70.0	46.0	14.0	24.4

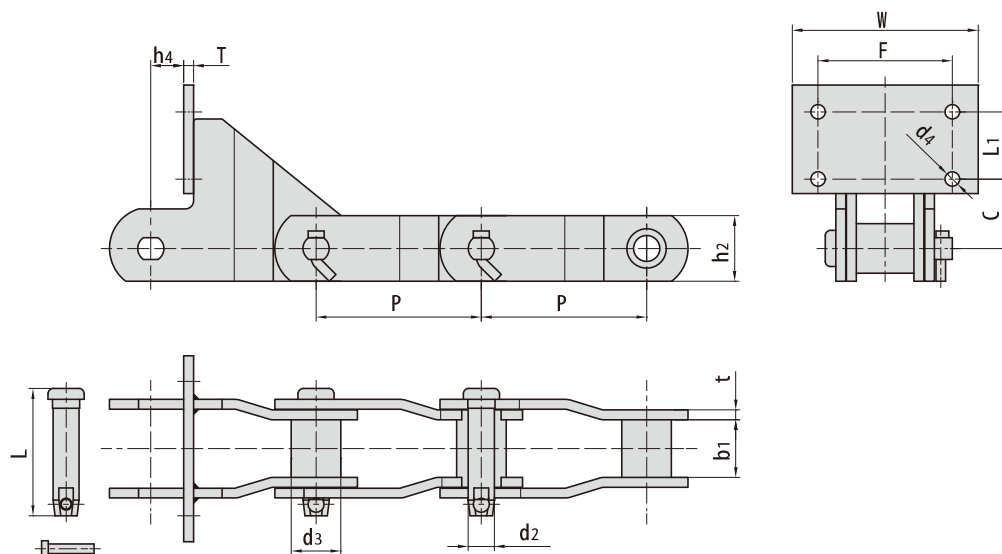


东华链号 Donghua Chain No.	节距 Pitch	滚子直径 Roller diameter	内节内宽 Width between inner plates	销轴直径 Pin diameter	销轴长度 Pin length	链板高度 Plate depth	链板厚度 Plate thickness	抗拉强度 Tensile strength	每米长重 Weight per meter
	P	d <sub>1 max</sub>	b <sub>1</sub>	d <sub>2 max</sub>	L <sub>max</sub>	h <sub>2 max</sub>	t <sub>max</sub>	Q <sub>min</sub>	q
	mm	mm	mm	mm	mm	mm	mm	kN/bf	kg/m
P69.85F6-G19	69.85	31.75	25.3	14.27	73.5	31.75	8.0	130.0/29224	9.46

东华链号 Donghua Chain No.	P	F	W	d <sub>4</sub>	L <sub>1</sub>	H
	mm	mm	mm	mm	mm	mm
P69.85F6-G19	69.85	62.27	80.8	11.0	9.8	24

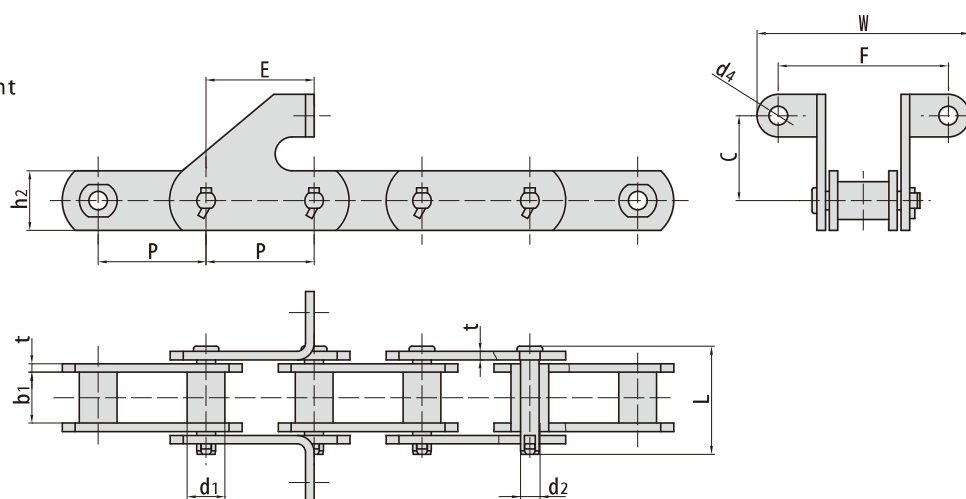


# 糖机链 Sugar mill chains



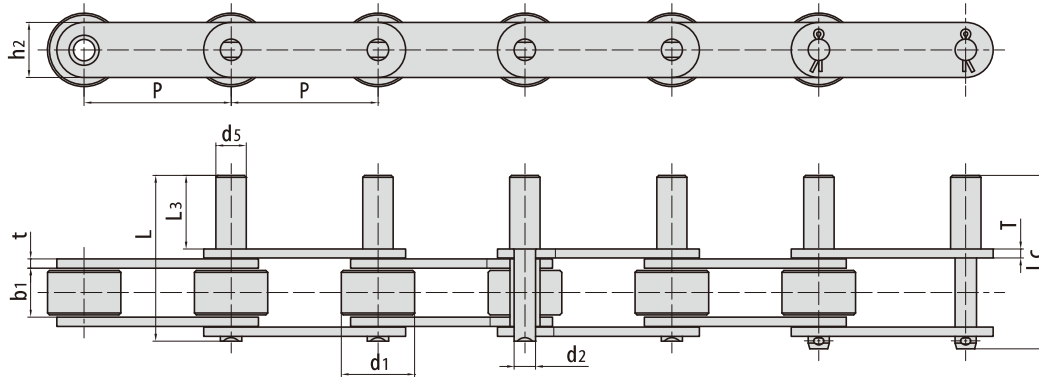
东华链号 Donghua Chain No.	节距 Pitch	套筒直径 Bush diameter	内节内宽 Width between inner plates	销轴尺寸 Pin dimension		链板尺寸 Plate dimension		附件尺寸 Attachment dimension						抗拉强度 Tensile strength
	P	d3 max	b1	d2 max	L max	h2	t/T	F	W	h4	d4	C	L1	Q <sub>m</sub> min kN/bf
	mm	mm	mm	mm	mm	mm	mm	mm	mm	mm	mm	mm	mm	mm
SM 160F4	160.0	48.0	55.7	25.27	123.03	63.5	9.5	130.0	180.0	32.0	14.0	132.3	65.0	400/89920
SM 200F1-PUSHER	200.0	48.0	55.7	25.27	123.03	63.5	9.5	120.0	158.8	76.2	14.0	91.0	50.0	350/78680

带SD附件  
With SD attachment

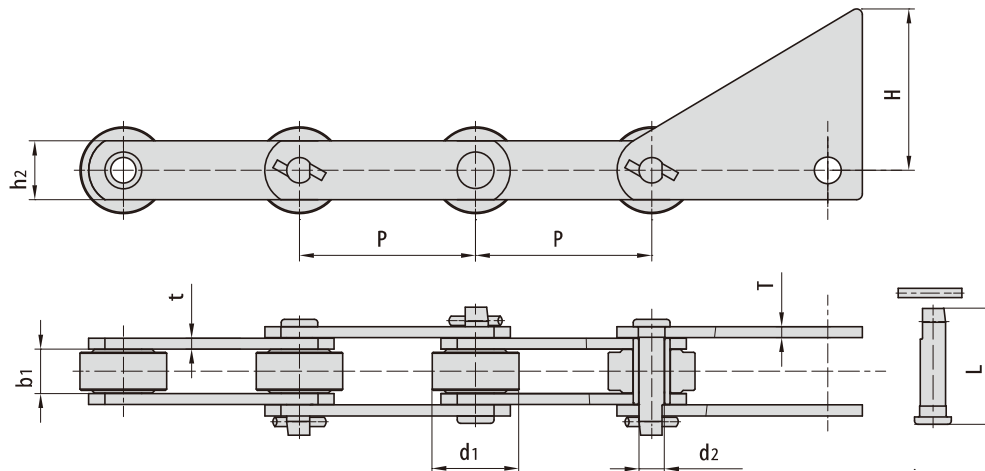


东华链号 Donghua Chain No.	节距 Pitch	滚子直径 Roller diameter	内节内宽 Width between inner plates	销轴直径 Pin diameter	销轴长度 Pin length	链板高度 Plate depth	链板厚度 Plate thickness	附件尺寸 Attachment dimension					抗拉强度 Tensile strength
	P	d1 max	b1	d2 max	L max	h2 max	t max	F	W	d4	C	E	Q <sub>m</sub> min kN/bf
	mm	mm	mm	mm	mm	mm	mm	mm	mm	mm	mm	mm	mm
SM 63.5SD	63.5	22.22	30.0	11.0	63.5	35.0	5.0	100.0	125.0	11.0	35.0	63.5	80/17984
SM 76.2SD	72.6	22.22	25.4	11.0	59.0	35.0	5.0	93.0	118.0	11.0	50.0	76.2	100/22480

## 糖机链 Sugar mill chains



东华链号 Donghua Chain No.	节距 Pitch	滚子直径 Roller diameter	内节内宽 Width between inner plates	销轴尺寸 Pin diameter					链板尺寸 Plate dimension		抗拉强度 Tensile strength	每米长重 Weight per meter
	P	d1 max	b1	d2 max	d5 max	L max	Lc max	L3	h2	t/T	Q min	q
	mm	mm	mm	mm	mm	mm	mm	mm	mm	mm	kN/bf	kg/m
P 76.2F72-D 3	76.2	38.1	25.2	11.1	15.75	86	90.1	38.1	28.5	4.8	58/13038	6.3



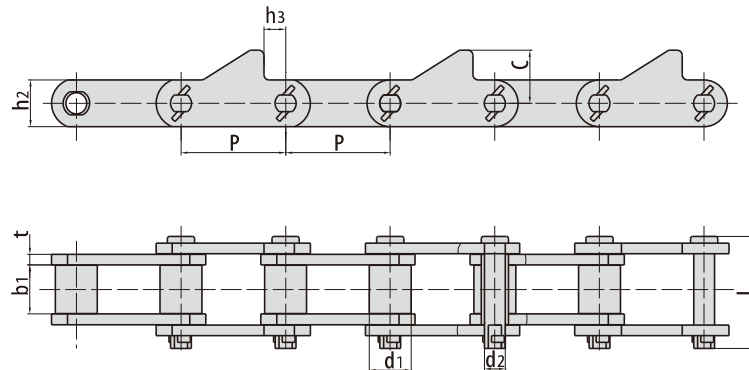
东华链号 Donghua Chain No.	节距 Pitch	滚子直径 Roller diameter	内节内宽 Width between inner plates	销轴尺寸 Pin diameter		链板尺寸 Plate dimension			抗拉强度 Tensile strength
	P	d1 max	b1	d2 max	L max	h2	t/T	H	Q min
	mm	mm	mm	mm	mm	mm	mm	mm	kN/bf
P 100F243	100.0	56.00	30.0	16.00	76.0	45.0	8.00	100.0	240/53952
S 102BF7*	101.6	25.40	54.0	15.70	110.5	38.1	9.50	95.3	160/35968
S 111F4*	120.9	36.58	66.5	19.05	126.0	50.8	9.70	50.8	214/48107
SM 152F11	152.4	75.00	38.4	22.08	100.4	50.8	9.53	139.7	260/58448

\*套筒链：表中滚子直径d1为套筒直径

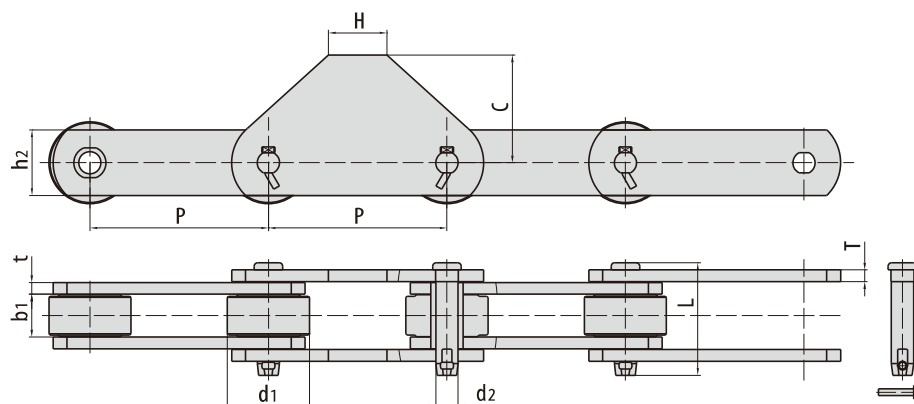
\*Bush chain: d1 in the table indicates the external diameter of the bush.

# 糖机链

## Sugar mill chains

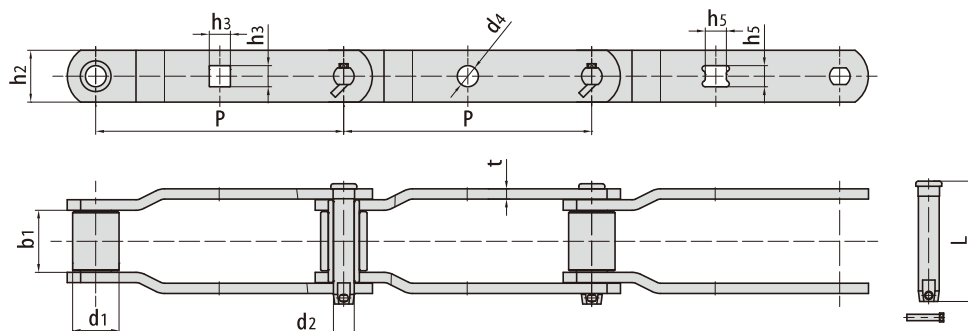


东华链号 Donghua Chain No.	节距 Pitch	滚子直径 Roller diameter	内节内宽 Width between inner plates	销轴尺寸 Pin diameter		链板尺寸 Plate dimension				抗拉强度 Tensile strength	每米长重 Weight per meter
	P	$d_1$ max	$b_1$	$d_2$ max	L max	$h_2$	t	$h_3$	C	$Q_{min}$	q
	mm	mm	mm	mm	mm	mm	mm	mm	mm	kN/bf	kg/m
P78.11F25	78.11	32.60	37.0	15.90	89.00	38.0	8.0	11.6	58.0	190/42715	12.2
SM 78.75F1	78.75	31.75	37.0	15.88	87.00	38.0	8.0	16.4	41.0	140/31472	10.9

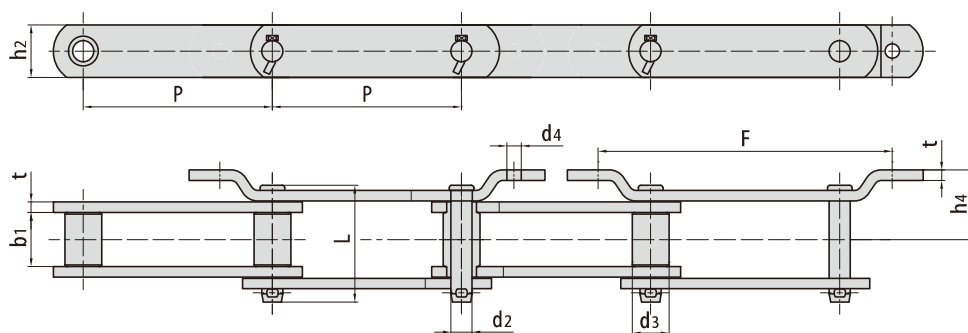


东华链号 Donghua Chain No.	节距 Pitch	滚子直径 Roller diameter	内节内宽 Width between inner plates	销轴尺寸 Pin diameter		链板尺寸 Plate dimension				抗拉强度 Tensile strength
	P	$d_1$ max	$b_1$	$d_2$ max	L max	$h_2$	t/T	C	H	$Q_{min}$
	mm	mm	mm	mm	mm	mm	mm	mm	mm	kN/bf
SM 152F59	152.4	70.00	36.5	17.00	96.2	56.0	10.0	92	50.0	380/85424

## 糖机链 Sugar mill chains



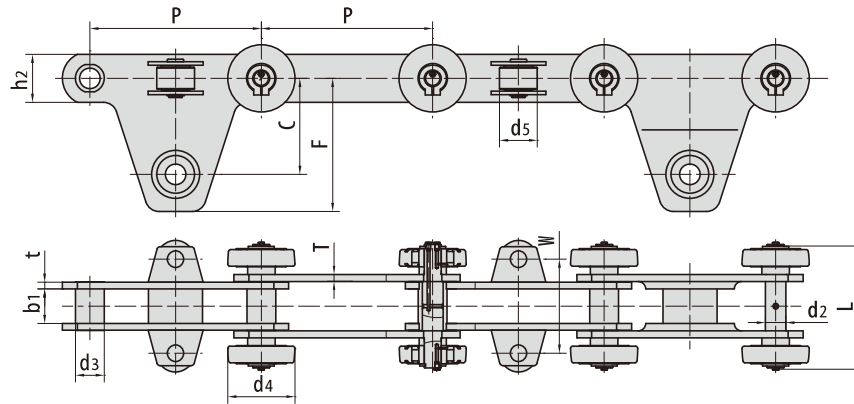
东华链号 Donghua Chain No.	节距 Pitch	滚子直径 Roller diameter	内节内宽 Width between inner plates	销轴尺寸 Pin diameter		链板尺寸 Plate dimension					抗拉强度 Tensile strength	每米长重 Weight per meter
	P	d <sub>1 max</sub>	b <sub>1 min</sub>	d <sub>2 max</sub>	L <sub>max</sub>	h <sub>2</sub>	t	h <sub>3</sub>	h <sub>5</sub>	d <sub>4</sub>	Q <sub>min</sub> kN/bf	q kg/m
SM 228.6F14	228.6	44.45	49.30	22.23	190.80	63.5	12.70	-	26.1	-	454/102059	18.50
SM 304.8	304.8	82.55	93.70	40.87	198.05	101.6	19.05	-	-	37.69	1500/33720	51.96
SM 304.8F1	304.8	82.30	93.70	47.37	208.76	114.3	19.05	32.54	-	-	880/197824	61.41
SM 304.8F3	304.8	44.45	56.90	22.10	117.70	63.5	9.65	23.11	-	-	450/101160	13.70
SM 304.8F4	304.8	57.15	76.20	25.48	148.05	63.5	12.70	26.16	-	-	520/116896	19.76
SM 304.8F5	304.8	63.50	69.85	31.75	162.54	88.9	15.90	32.54	-	-	1100/24728	33.48
SM 304.8F11	304.8	88.90	105.00	38.10	195.60	101.6	15.70	-	32.5	-	1230/27650	49.62
SM 304.8F13	304.8	57.15	76.20	25.30	148.20	63.5	12.70	-	26.0	-	520/116896	19.90



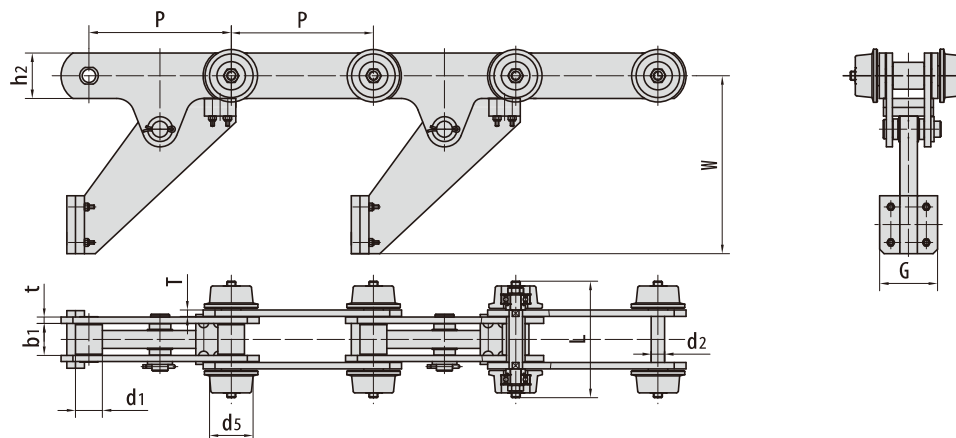
东华链号 Donghua Chain No.	节距 Pitch	套筒直径 Bush diameter	内节内宽 Width between inner plates	销轴尺寸 Pin diameter		链板尺寸 Plate dimension					抗拉强度 Tensile strength	每米长重 Weight per meter
	P	d <sub>3 max</sub>	b <sub>1</sub>	d <sub>2 max</sub>	L <sub>max</sub>	h <sub>2</sub>	t	h <sub>4</sub>	F	d <sub>4</sub>	Q <sub>min</sub> kN/bf	q kg/m
SM 228.6F11	228.6	44.45	63.50	25.40	141.00	63.5	12.70	84	355.6	17.5	543/122066	21.83

## 汽车生产线链条

Conveyor chains for automobile production line



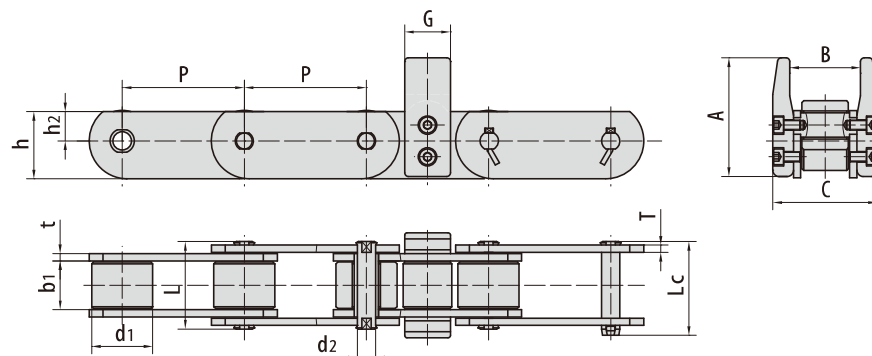
东华链号 Donghua Chain No.	节距 Pitch	套筒直径 Bush diameter	内节内宽 Width between inner plates	销轴直径 Pin diameter	销轴长度 Pin length	链板高度 Inner plate depth	链板厚度 Plate thickness	附件尺寸 Attachment dimension					抗拉强度 Tensile strength
	P	d3 max	b1 min	d2 max	L max	h2	t/T	C	F	W	d4	d5	Q min
	mm	mm	mm	mm	mm	mm	mm	mm	mm	mm	mm	mm	kN
M 450F16-B-250	250.0	42.0	55.0	30.0	182.0	70.0	10.0	140.0	194.0	145.0	98.0	50.0	370.0/83176
M 450F20-B-250	250.0	42.0	50.0	30.0	180.0	70.0	10.0	140.0	194.0	137.0	98.0	55.0	500.0/112400
M 450F22-B-250	250.0	42.0	55.0	30.0	178.0	70.0	10.0	140.0	194.0	145.0	98.0	42.0	480.0/107904



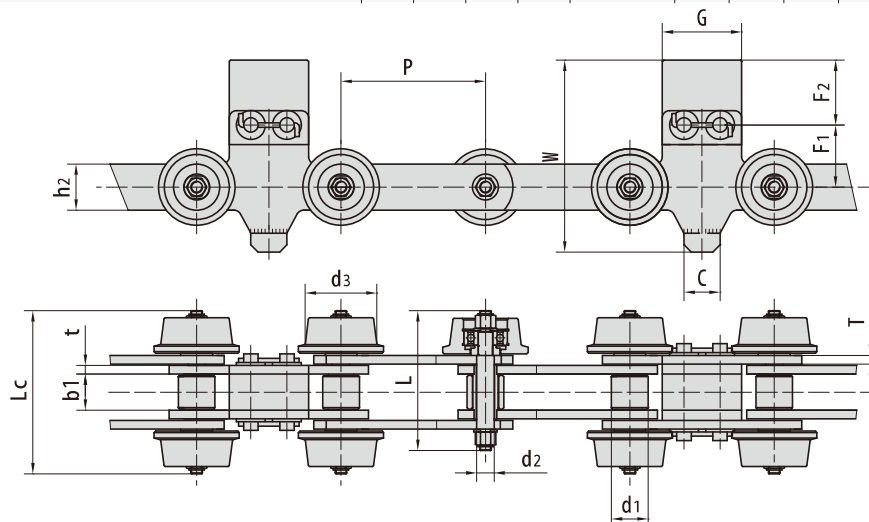
东华链号 Donghua Chain No.	节距 Pitch	滚子直径 Roller diameter	内节内宽 Width between inner plates	销轴直径 Pin diameter	销轴长度 Pin length	链板高度 Inner plate depth	链板厚度 Plate thickness	附件尺寸 Attachment dimension			抗拉强度 Tensile strength
	P	d1 max	b1 min	d2 max	L max	h2	t/T	G	W	d5	Q min
	mm	mm	mm	mm	mm	mm	mm	mm	mm	mm	kN
M 160F53SR2-S-160	160.00	30.00	36.00	15.00	131.00	51.00	7.00	65.0	200.0	49.0	160.0/35988

# 汽车生产线链条

Conveyor chains for automobile production line



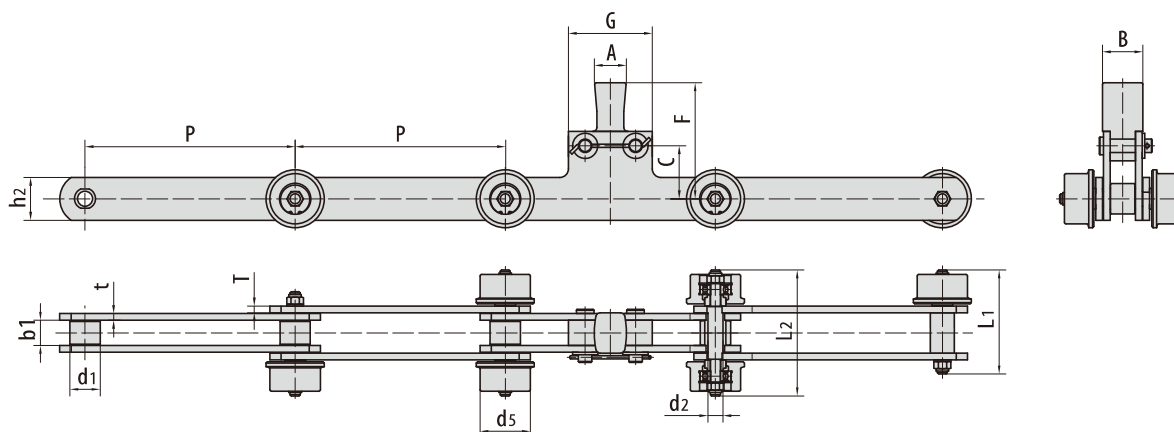
东华链号 Donghua Chain No.	节距 Pitch	滚子直径 Roller diameter	内节内宽 Width between inner plates	销轴直径 Pin diameter	销轴长度 Pin length		链板高度 Inner plate depth		链板厚度 Plate thickness	附件尺寸 Attachment dimension				抗拉强度 Tensile strength	每米长重 Weight per meter
	P	d1 max	b1 min	d2 max	L max	Lc max	h2	h	t/T	A	B	C	G	Q min	q
	mm	mm	mm	mm	mm	mm	mm	mm	mm	mm	mm	mm	mm	kN/bf	kg/m
P100F298	100.0	50.0	40.0	15.0	79.8	84.9	24.0	55.0	8.0	87.0	70.0	90.0	37.5	200.0/44960	16.0
P100F337	100.0	50.0	40.0	12.0	71.0	76.5	24.0	55.0	6.0	87.0	60.0	86.0	40.0	120.0/26976	37.0
P100F339	100.0	50.0	40.0	15.0	71.8	76.9	24.0	55.0	6.0	97.0	58.0	86.0	40.0	120.0/26976	14.0
P125F86	125.0	50.0	40.0	18.0	71.8	76.9	24.0	55.0	6.0	97.0	58.0	86.0	40.0	120.0/26976	13.8



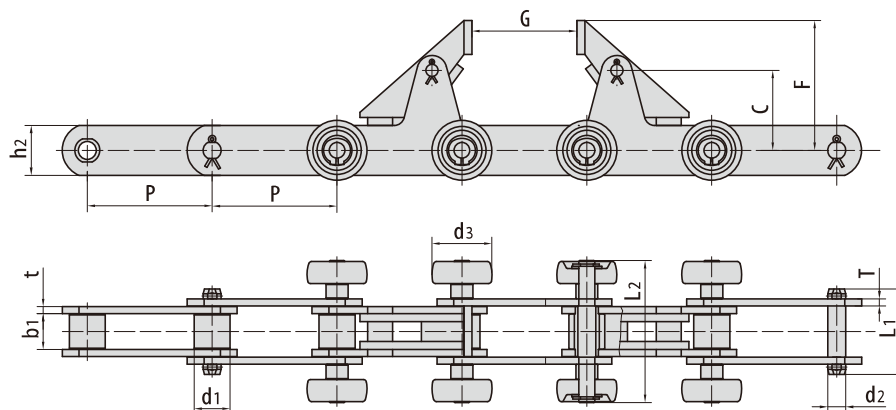
东华链号 Donghua Chain No.	节距 Pitch	滚子直径 Roller diameter	内节内宽 Width between inner plates	销轴直径 Pin diameter	销轴长度 Pin length		链板高度 Inner plate depth	链板厚度 Plate thickness	附件尺寸 Attachment dimension						抗拉强度 Tensile strength
	P	d1 max	b1 min	d2 max	L max	Lc max	h2	t/T	C	F1	F2	G	W	d3	Q min
	mm	mm	mm	mm	mm	mm	mm	mm	mm	mm	mm	mm	mm	mm	kN/bf
P100F202	100.0	25.4	24.5	12.0	—	113.0	32.0	6.0	25.0	36.0	27.5	46.0	106.0	45.0	126.0/28324
P100F240	100.0	25.4	24.5	12.0	97.0	113.0	32.0	6.0	25.0	43.0	30.0	55.0	118.0	45.0	80.0/17984
P100F246	100.0	25.4	24.5	12.0	93.5	113.0	32.0	6.0	25.0	36.0	34.0	45.0	112.5	45.0	126.0/28324
P100F247	100.0	25.4	24.5	12.0	93.5	113.0	32.0	6.0	25.0	36.0	28.0	34.0	106.5	45.0	126.0/28324
P100F348	100.0	25.4	25.0	12.0	97.0	113.0	32.0	6.0	25.0	43.0	45.0	55.0	133.0	49.7	80.0/17984

## 汽车生产线链条

Conveyor chains for automobile production line



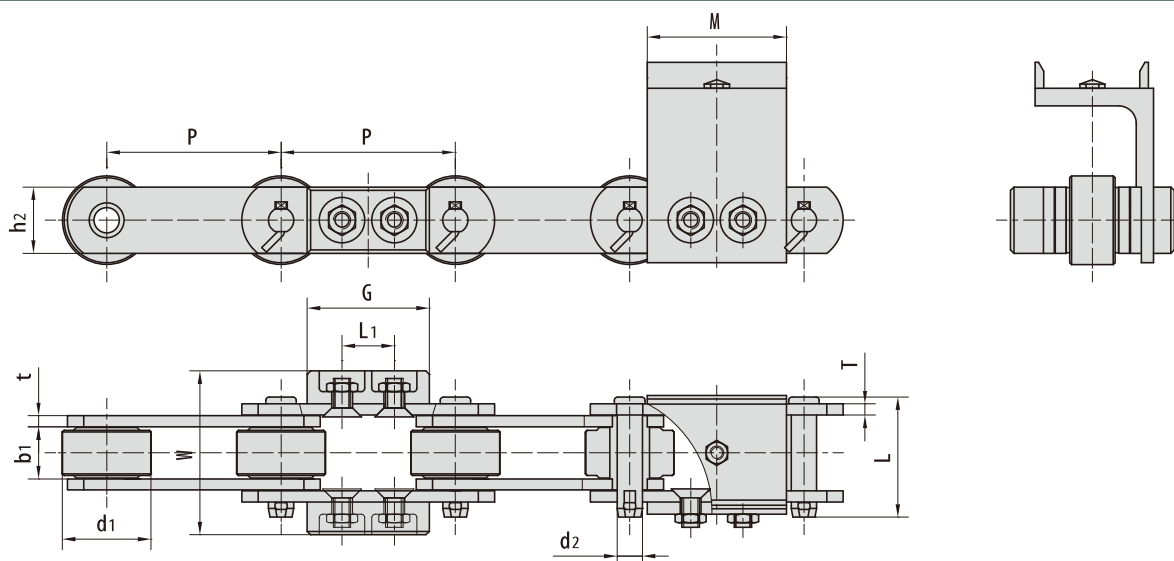
东华链号 Donghua Chain No.	节距 Pitch	滚子直径 Roller diameter	内节内宽 Width between inner plates	销轴直径 Pin diameter	销轴长度 Pin length		链板高度 Inner plate depth	链板厚度 Plate thickness	附件尺寸 Attachment dimension						抗拉强度 Tensile strength
	P	d <sub>1 max</sub>	b <sub>1 min</sub>	d <sub>2 max</sub>	L <sub>1 max</sub>	L <sub>2 max</sub>	h <sub>2</sub>	t/T	A	B	C	F	G	d <sub>5</sub>	Q <sub>min</sub>
	mm	mm	mm	mm	mm	mm	mm	mm	mm	mm	mm	mm	mm	mm	kN/bf
M 160F35-S-200	200.0	36.0	30.0	18.0	123.0	152.0	51.0	8.0	38.0	48.0	63.0	138.0	100.0	59.5	160.0/35968
M 160F37-S-250	250.0	36.0	30.0	18.0	124.0	150.0	51.0	8.0	38.0	48.0	63.0	138.0	100.0	60.0	160.0/35968
M 160F52-S-250	250.0	36.0	30.0	18.0	126.0	150.0	51.0	8.0	38.0	48.0	63.0	138.0	100.0	65.0	160.0/35968
M 450F8-S-200	200.0	60.0	44.0	30.0	162.5	190.0	82.0	12.0	38.0	55.0	65.0	140.0	140.0	84.7	450.0/101160
M 450F17-S-200	200.0	60.0	44.0	30.0	165.5	190.0	82.0	12.0	38.0	55.0	65.0	140.0	140.0	84.7	450.0/101160
M 450F9-S-250	250.0	60.0	44.0	30.0	162.5	190.0	82.0	12.0	38.0	55.0	65.0	140.0	140.0	80.0	450.0/101160
M 450F13-S-250	250.0	60.0	40.0	30.0	-	180.0	82.0	12.0	38.0	55.0	65.0	140.0	140.0	84.0	450.0/101160



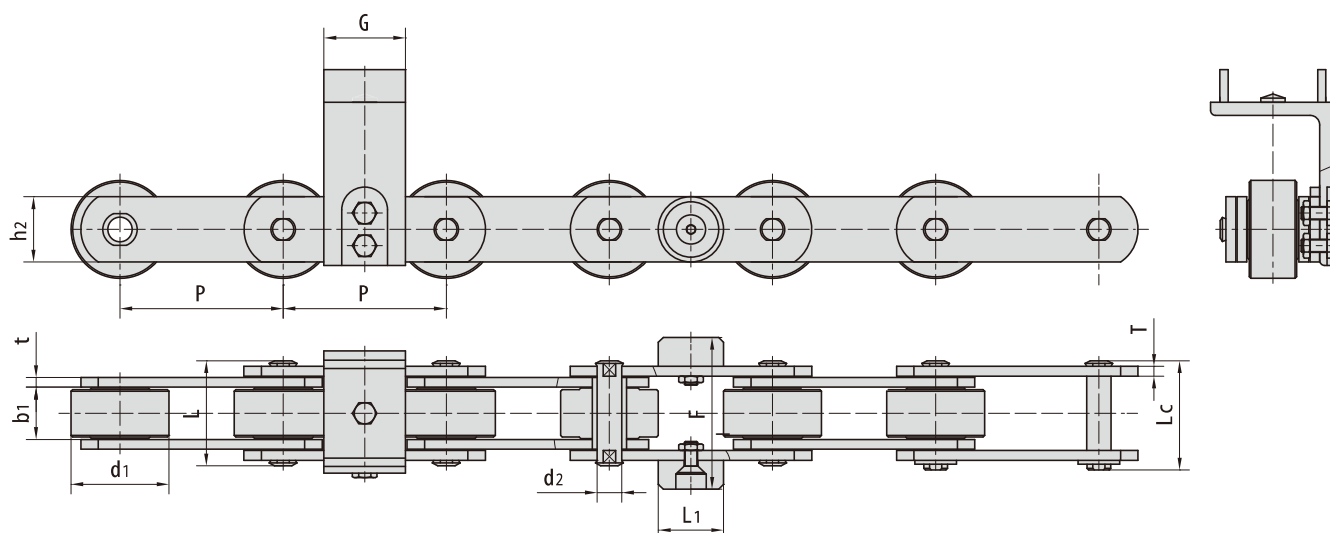
东华链号 Donghua Chain No.	节距 Pitch	滚子直径 Roller diameter	内节内宽 Width between inner plates	销轴直径 Pin diameter	销轴长度 Pin length		链板高度 Inner plate depth	链板厚度 Plate thickness	附件尺寸 Attachment dimension				抗拉强度 Tensile strength
	P	d <sub>1 max</sub>	b <sub>1 min</sub>	d <sub>2 max</sub>	L <sub>1 max</sub>	L <sub>2 max</sub>	h <sub>2</sub>	t/T	C	F	G	d <sub>3</sub>	Q <sub>min</sub>
	mm	mm	mm	mm	mm	mm	mm	mm	mm	mm	mm	mm	kN/bf
M 160F49-S-125	125.00	36.00	36.00	18.00	85.50	142.00	50.0	7.00	80.0	130.0	105.0	60.0	160.0/35988

## 汽车生产线链条

Conveyor chains for automobile production line



东华链号 Donghua Chain No.	节距 Pitch	滚子直径 Roller diameter	内节内宽 Width between inner plates	销轴直径 Pin diameter	销轴长度 Pin length	链板高度 Inner plate depth	链板厚度 Plate thickness	附件尺寸 Attachment dimension				抗拉强度 Tensile strength	每米长重 Weight per meter
	P	d1 max	b1 min	d2 max	L max	h2	t/T	L1	G	W	M	Q min	q
	mm	mm	mm	mm	mm	mm	mm	mm	mm	mm	mm	kN/bf	kg/m
P 100F322	100.0	50.8	30.0	14.5	69.0	38.1	6.3	30.0	70.0	94.0	80.0	100.0/22480	10.3

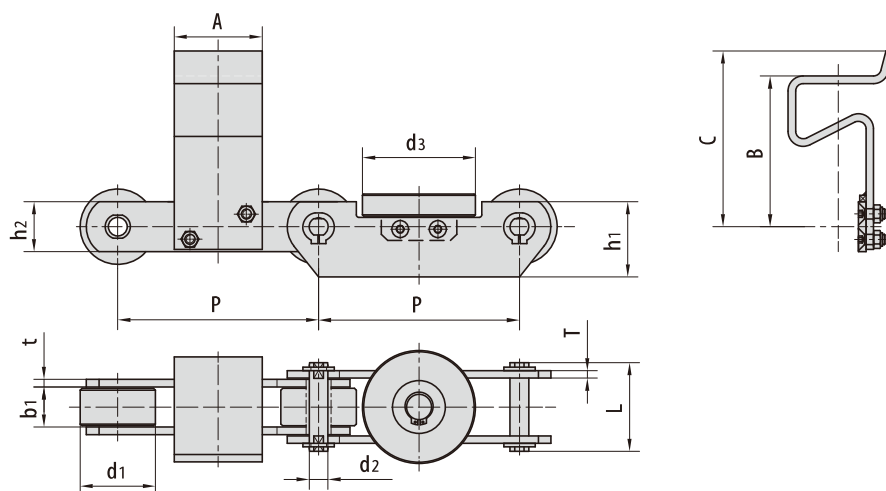


东华链号 Donghua Chain No.	节距 Pitch	滚子直径 Roller diameter	内节内宽 Width between inner plates	销轴直径 Pin diameter	销轴长度 Pin length		链板高度 Inner plate depth	链板厚度 Plate thickness	附件尺寸 Attachment dimension			抗拉强度 Tensile strength	每米长重 Weight per meter
	P	d1 max	b1 min	d2 max	L max	Lc max	h2	t/T	L1	G	F	Q min	q
	mm	mm	mm	mm	mm	mm	mm	mm	mm	mm	mm	kN	kg/m
P 100F325	100.0	60.0	32.0	15.0	64.5	68.5	40.0	6.0	40.0	50.0	93.5	112.0/25177	16.6

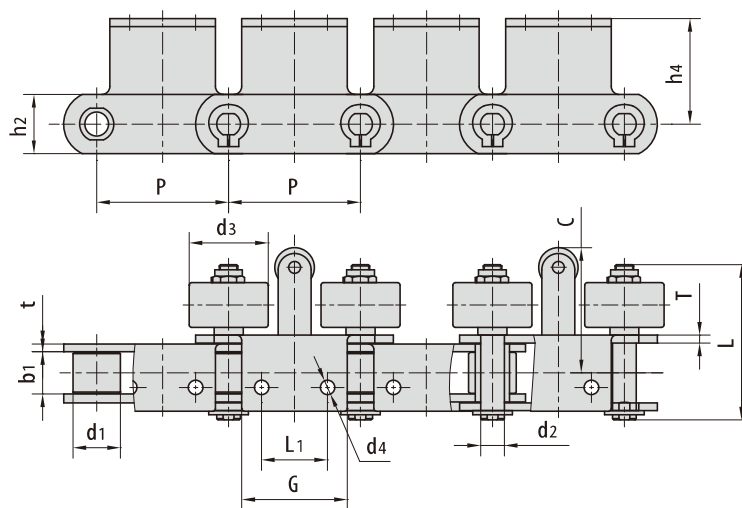


# 汽车生产线链条

Conveyor chains for automobile production line



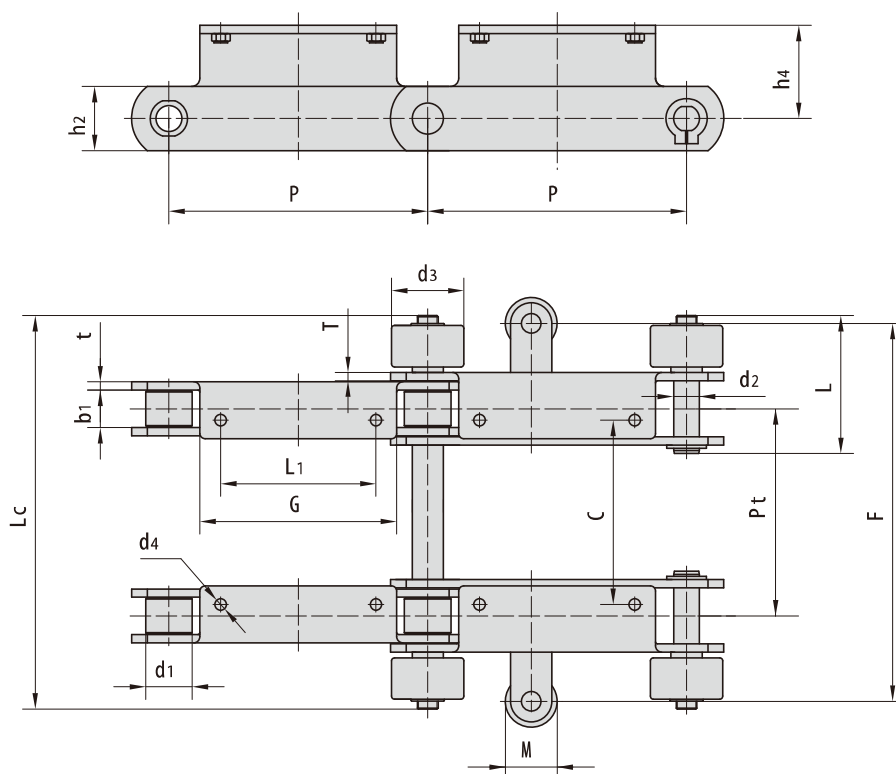
东华链号 Donghua Chain No.	节距 Pitch	滚子直径 Roller diameter	内节内宽 Width between inner plates	销轴直径 Pin diameter	销轴长度 Pin length	链板高度 Inner plate depth		链板厚度 Plate thickness	附件尺寸 Attachment dimension				抗拉强度 Tensile strength
	P	d <sub>1</sub> max	b <sub>1</sub> min	d <sub>2</sub> max	L max	h <sub>1</sub>	h <sub>2</sub>	t/T	A	B	C	d <sub>3</sub>	Q <sub>min</sub>
	mm	mm	mm	mm	mm	mm	mm	mm	mm	mm	mm	mm	kN/bf
M 112F45-P-160	160.0	60.0	32.0	15.0	71.0	60.0	40.0	6.0	70.0	120.0	140.0	90.0	140.0/31472



东华链号 Donghua Chain No.	节距 Pitch	滚子直径 Roller diameter	内节内宽 Width between inner plates	销轴直径 Pin diameter	销轴长度 Pin length	链板高度 Inner plate depth	链板厚度 Plate thickness	附件尺寸 Attachment dimension						抗拉强度 Tensile strength
	P	d <sub>1</sub> max	b <sub>1</sub> min	d <sub>2</sub> max	L max	h <sub>2</sub>	t/T	C	L <sub>1</sub>	G	h <sub>4</sub>	d <sub>3</sub>	d <sub>4</sub>	Q <sub>min</sub>
	mm	mm	mm	mm	mm	mm	mm	mm	mm	mm	mm	mm	mm	kN/bf
M 112F58A2-SR1-S-100	100.0	36.0	32.0	18.0	119.0	45.0	6.0	95.0	50.0	80.0	80.0	60.0	11.0	112.0/25178
P 100F321-SR1	100.0	36.0	32.0	18.0	111.5	45.0	6.0	95.0	50.0	80.0	80.0	60.0	12.0	112.0/25178
P 200F131A2SR	100.0	45.0	36.0	25.0	133.2	62.0	8.0	107.5	90.0	140.0	120.0	70.0	11.0	224.0/50355
P 250F115A2	250.0	43.0	36.0	21.0	135.3	60.0	8.0	101.0	140.0	190.0	80.0	65.0	12.0	224.0/50355

## 汽车生产线链条

Conveyor chains for automobile production line

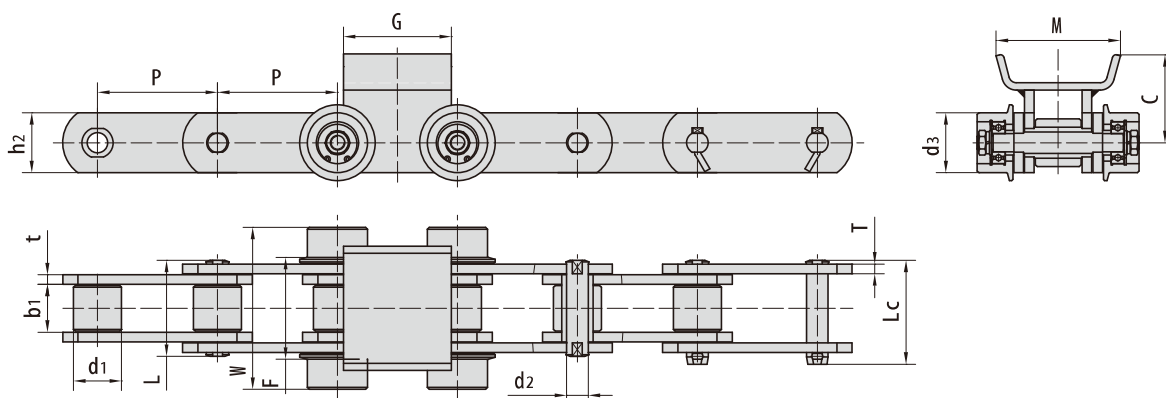


东华链号 Donghua Chain No.	节距 Pitch	滚子直径 Roller diameter		内节内宽 Width between innerplates	销轴直径 Pin diameter	销轴长度 Pin length		链板高度 Inner plate depth	链板厚度 Plate thickness	抗拉强度 Tensile strength	每米长重 Weight per meter
	P	d1 max	d3 max	b1 min	d2 max	L max	Lc max	h2	t/T	Q min	q
	mm	mm	mm	mm	mm	mm	mm	mm	mm	kN/bf	kg/m
P 250F 137A2-SR	250.0	50.0	80.0	47.0	25.0	152.2	716.8	72.0	10.0	224.0/50355	59.2
P 250F 140A2SR	250.0	45.0	70.0	36.0	25.0	133.2	380.0	62.0	8.0	224.0/50355	43.4
P 250F 159A2SR	250.0	50.0	80.0	47.0	25.0	152.2	1016.8	72.0	10.0	224.0/50355	60.0

东华链号 Donghua Chain No.	P	L1	G	C	F	Pt	h4	M	d4
	mm	mm	mm	mm	mm	mm	mm	mm	mm
P 250F 137A2-SR	250.0	140.0	180.0	518.0	658.0	518.0	90.0	50.0	11.0
P 250F 140A2SR	250.0	150.0	190.0	178.0	365.0	200.0	90.0	50.0	12.0
P 250F 159A2SR	250.0	140.0	180.0	818.0	958.0	818.0	90.0	50.0	11.0

## 汽车生产线链条

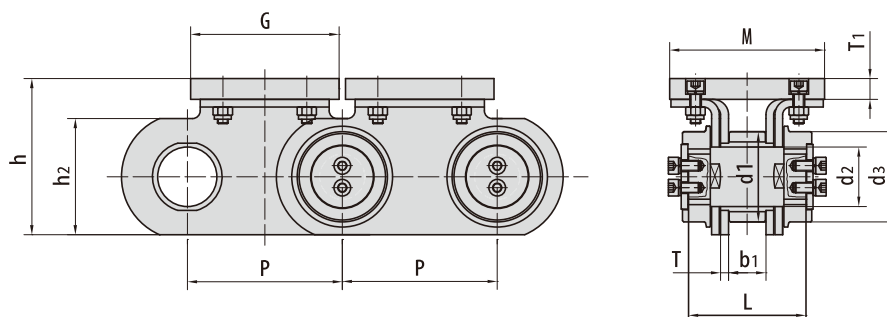
Conveyor chains for automobile production line



东华链号 Donghua Chain No.	节距 Pitch	滚子直径 Roller diameter		内节内宽 Width between inner plates	销轴直径 Pin diameter	销轴长度 Pin length		链板高度 Inner plate depth	链板厚度 Plate thickness	抗拉强度 Tensile strength	每米长重 Weight per meter
	P	d1 max	d3 max	b1 min	d2 max	L max	Lc max	h2	t/T	Q min	q
	mm	mm	mm	mm	mm	mm	mm	mm	mm	kN/bf	kg/m
P 100F297	100.0	40.0	50.0	40.0	18.0	80.5	87.5	50.0	8.0	200.0/44960	15.5

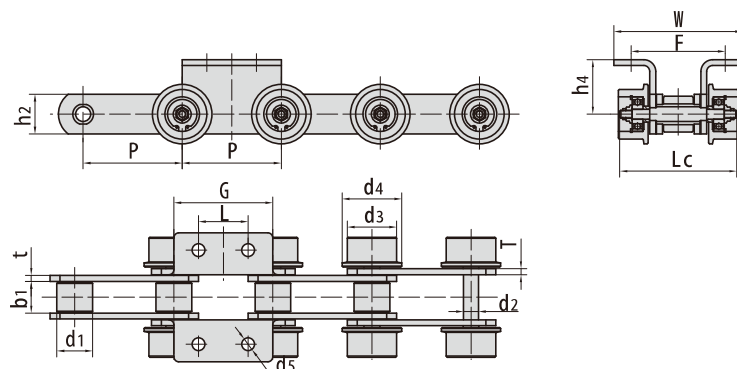
东华链号 Donghua Chain No.	C	F	W	G	M
	mm	mm	mm	mm	mm
P 100F297	77.0	85.0	135.0	90.0	105.0



东华链号 Donghua Chain No.	节距 Pitch	滚子直径 Roller diameter	内节内宽 Width between inner plates	销轴直径 Pin diameter	销轴长度 Pin length	链板高度 Inner plate depth	链板厚度 Plate thickness	附件尺寸 Attachment dimension					抗拉强度 Tensile strength	每米长重 Weight per meter
	P	d1 max	b1 min	d2 max	L max	h2	T	G	M	h	T1	d3	Q min	q
	mm	mm	mm	mm	mm	mm	mm	mm	mm	mm	mm	mm	kN/bf	kg/m
P 100F217	100.0	70.0	29.0	46.0	114.0	90.0	6.0	95.0	120.0	115.0	16.0	70.0	400.0/89920	39.6
P 120F18-TP	120.0	70.0	29.0	46.0	91.0	90.0	6.0	115.0	120.0	121.0	16.0	70.0	300.0/67440	50.2
P 120F19-TP	120.0	70.0	29.0	46.0	91.0	90.0	6.0	115.0	120.0	121.0	5.0	70.0	300.0/67440	41.8

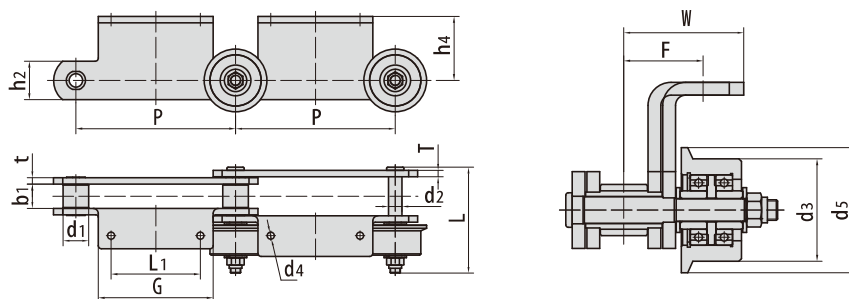
## 汽车生产线链条

Conveyor chains for automobile production line



东华链号 Donghua Chain No.	节距 Pitch	滚子直径 Roller diameter			内节内宽 Width between inner plates	销轴直径 Pin diameter	销轴长度 Pin length	链板高度 Inner plate depth	链板厚度 Plate thickness	抗拉强度 Tensile strength	每米长重 Weight per meter
	P	d1 max	d3 max	d4 max	b1 min	d2 max	Lc max	h2	t/T	Q min	q
	mm	mm	mm	mm	mm	mm	mm	mm	mm	kN/bf	kg/m
P 100F 300K 2-S R 2	100.0	36.0	50.0	60.0	32.0	15.0	118.0	40.0	6.0	100.0/22480	14.8

东华链号 Donghua Chain No.	L	G	F	W	h4	d5
	mm	mm	mm	mm	mm	mm
P 100F 300K 2-S R 2	50.0	100.0	95.0	130.0	55.0	13.0

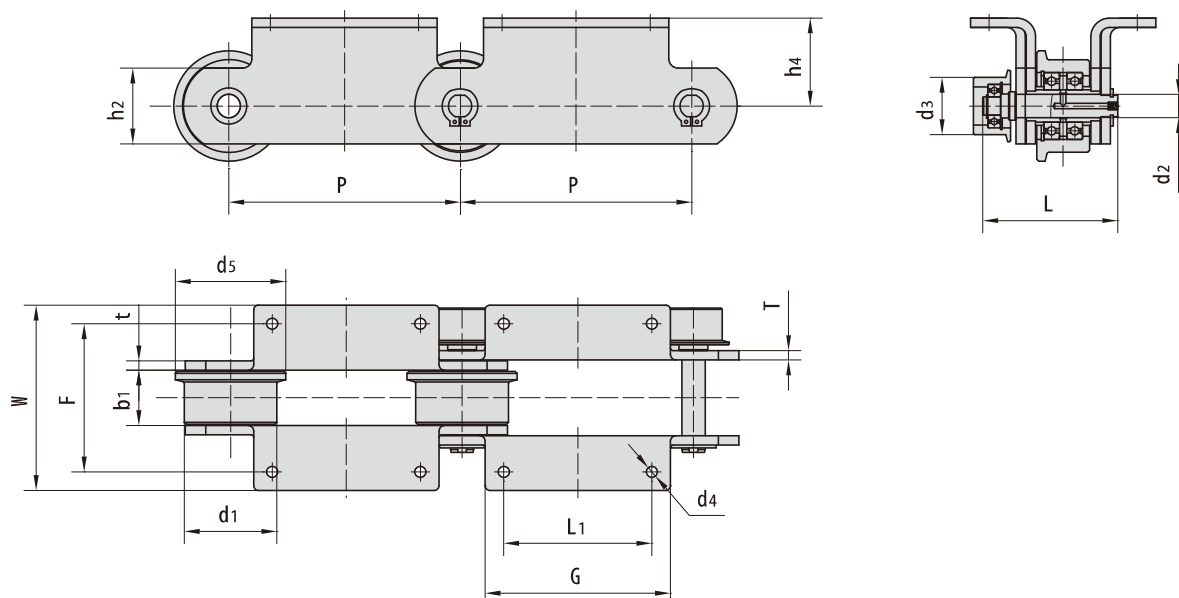


东华链号 Donghua Chain No.	节距 Pitch	滚子直径 Roller diameter			内节内宽 Width between inner plates	销轴直径 Pin diameter	销轴长度 Pin length	链板高度 Inner plate depth	链板厚度 Plate thickness	抗拉强度 Tensile strength	每米长重 Weight per meter
	P	d1 max	d3 max	d5 max	b1 min	d2 max	L max	h2	t/T	Q min	q
	mm	mm	mm	mm	mm	mm	mm	mm	mm	kN	kg/m
P 250F 100A 2	250.0	40.0	80.0	98.0	38.0	21.0	166.0	60.0	10.0	224.0/50355	27.4
P 250F 171A 2	250.0	45.0	80.0	98.0	38.0	25.0	166.0	80.0	10.0	315.0/70812	30.5
P 250F 197A 2	250.0	50.0	80.0	98.0	38.0	30.0	173.5	90.0	12.0	450.0/101160	37.5

东华链号 Donghua Chain No.	L1	G	F	W	h4	d4
	mm	mm	mm	mm	mm	mm
P 250F 100A 2	140.0	180.0	62.0	89.2	100.0	11.0
P 250F 171A 2	140.0	180.0	62.0	82.5	100.0	11.0
P 250F 197A 2	140.0	180.0	66.0	97.5	100.0	11.5

## 汽车生产线链条

Conveyor chains for automobile production line

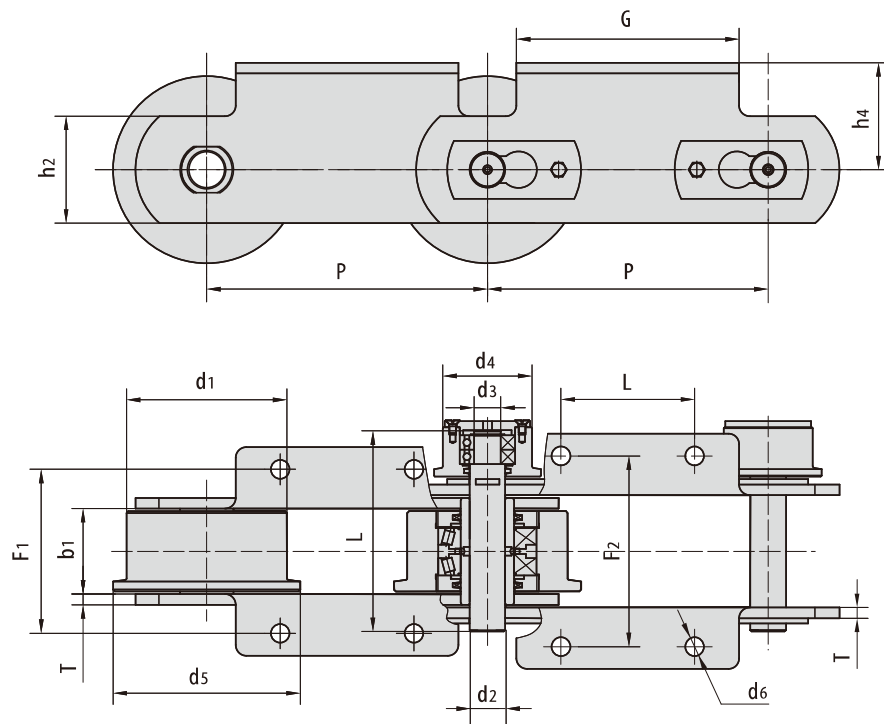


东华链号 Donghua Chain No.	节距 Pitch	滚子直径 Roller diameter			内节内宽 Width between inner plates	销轴直径 Pin diameter	销轴长度 Pin length	链板高度 Inner plate depth	链板厚度 Plate thickness	抗拉强度 Tensile strength	每米长重 Weight per meter
	P	d1 max	d3 max	d5 max	b1 min	d2 max	L max	h2	t/T	Q min	q
	mm	mm	mm	mm	mm	mm	mm	mm	mm	kN/bf	kg/m
P 250F103K2	250.0	100.0	65.0	120.0	73.0	25.0	180.8	70.0	10.0	315.0/70812	47.6
P 250F114K2	250.0	40.0	72.0	-	25.0	25.0	127.0	50.0	8.0	160.0/35968	18.7
P 250F120K2	250.0	100.0	65.0	120.0	73.0	25.0	168.0	70.0	8.0	315.0/70812	43.3
P 250F122K2	250.0	100.0	65.0	120.0	75.0	25.0	188.0	70.0	11.5	315.0/70812	58.8
P 250F172K2	250.0	100.0	62.0	120.0	60.0	25.0	155.0	82.0	10.0	450.0/101160	42.5
P 250F206K2	250.0	100.0	62.0	119.0	60.0	25.0	145.8	82.0	10.0	520.0/116896	43.0

东华链号 Donghua Chain No.	P	L1	G	F	W	h4	d4
	mm	mm	mm	mm	mm	mm	mm
P 250F103K2	250.0	110.0	170.0	180.0	230.0	105.00	11.00
P 250F114K2	250.0	125.0	180.0	90.0	122.0	54.00	11.00
P 250F120K2	250.0	110.0	150.0	170.0	210.0	105.00	11.00
P 250F122K2	250.0	110.0	170.0	180.0	220.0	105.00	12.00
P 250F172K2	250.0	160.0	200.0	160.0	200.0	95.00	12.00
P 250F206K2	250.0	160.0	200.0	160.0	200.0	95.00	12.00

## 汽车生产线链条

### Conveyor chains for automobile production line

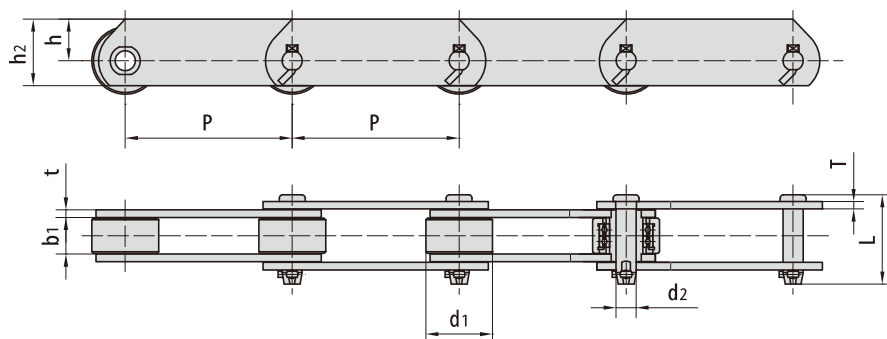


东华链号 Donghua Chain No.	节距 Pitch	滚子直径 Roller diameter			内节内宽 Width between inner plates	销轴直径 Pin diameter		销轴长度 Pin length	抗拉强度 Tensile strength	平均抗拉强度 Average tensile strength
	P	d1 max	d4 max	d5 max	b1 min	d2 max	d3 max	L1 max	Q min	Q0
	mm	mm	mm	mm	mm	mm	mm	mm	kN/bf	kN
P315	315	180.0	100.0	210.0	90.0	40.0	30.0	217.0	100.0/22727	110.0

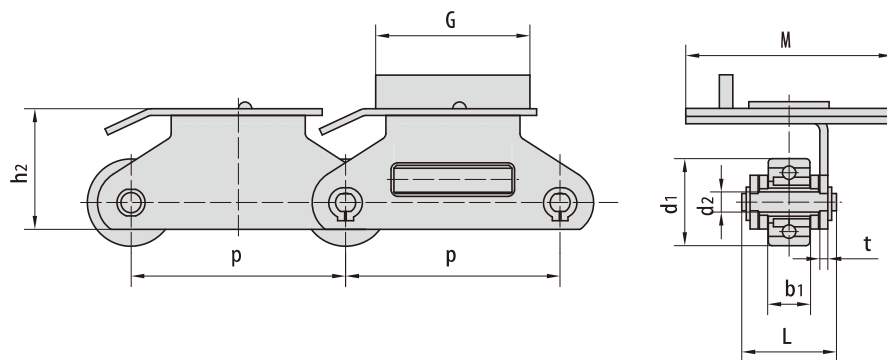
东华链号 Donghua Chain No.	P	L	G	F1	F2	h4	h2	d6	T
	mm	mm	mm	mm	mm	mm	mm	mm	mm
P315	315	150.0	250.0	180.0	206.0	120.0	120.0	21.0	12.0

## 汽车生产线链条

Conveyor chains for automobile production line



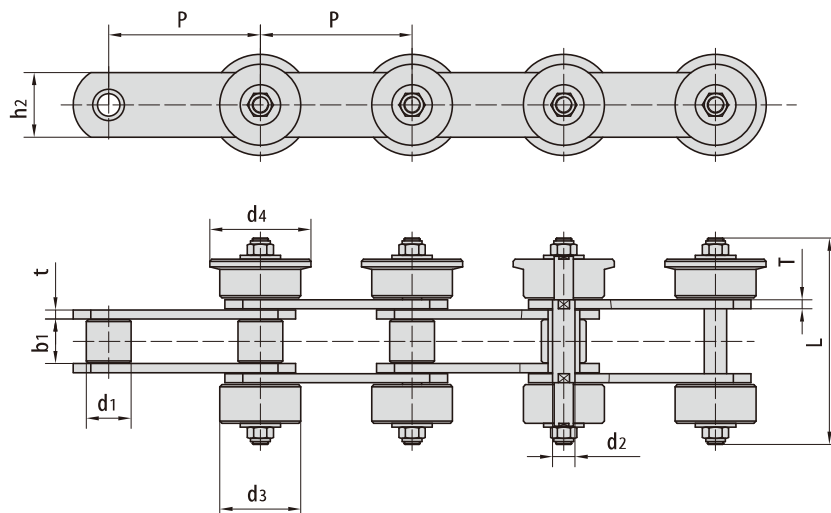
东华链号 Donghua Chain No.	节距 Pitch	滚子直径 Roller diameter	内节内宽 Width between inner plates	销轴直径 Pin diameter	销轴长度 Pin length	链板高度 Plate depth		链板厚度 Plate thickness	抗拉强度 Tensile strength	平均抗拉强度 Average tensile strength	每米长重 Weight per meter
	P	d <sub>1 max</sub>	b <sub>1 min</sub>	d <sub>2 max</sub>	L <sub>max</sub>	h <sub>max</sub>	h <sub>2 max</sub>	t/T	Q <sub>min</sub>	Q <sub>0</sub>	q
	mm	mm	mm	mm	mm	mm	mm	mm	kN/bf	kN	kg/m
FVT63F3-PZ-100	100.0	40.0	22.0	12.0	53.5	25.0	40.0	4.5	63.0/14162	68.6	5.1



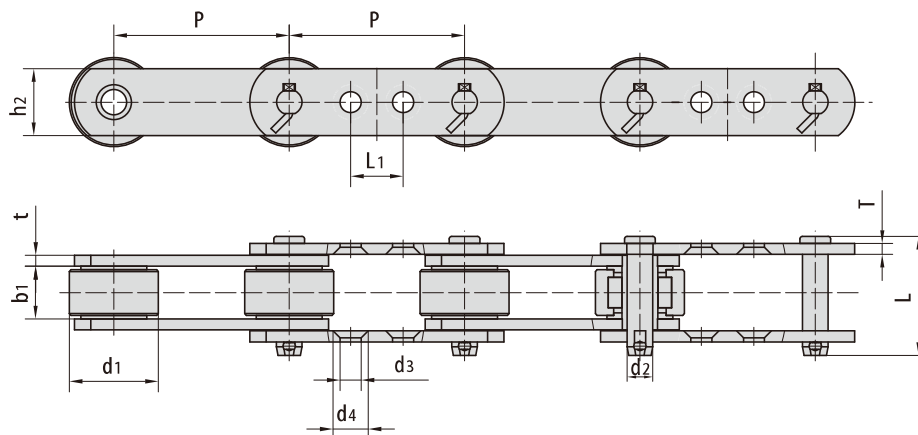
东华链号 Donghua Chain No.	节距 Pitch	滚子直径 Roller diameter	内节内宽 Width between inner plates	销轴直径 Pin diameter	销轴长度 Pin length	链板厚度 Plate thickness	附件尺寸 Attachment dimension			抗拉强度 Tensile strength
	P	d <sub>1 max</sub>	b <sub>1 min</sub>	d <sub>2 max</sub>	L <sub>max</sub>	t	G	M	h <sub>2</sub>	Q <sub>min</sub>
	mm	mm	mm	mm	mm	mm	mm	mm	mm	kN/bf
M 112F44-P-160	160.0	65.0	32.0	15.00	71.0	6.0	115.0	154.0	70.0	140.0/31472

## 汽车生产线链条

Conveyor chains for automobile production line



东华链号 Donghua Chain No.	节距 Pitch	滚子直径 Roller diameter			内节内宽 Width between inner plates	销轴直径 Pin diameter	销轴长度 Pin length	链板高度 Inner plate depth	链板厚度 Plate thickness	抗拉强度 Tensile strength	每米长重 Weight per meter
	P	d1 max	d3 max	d4 max	b1 min	d2 max	L max	h2	t/T	Q min	q
	mm	mm	mm	mm	mm	mm	mm	mm	mm	kN/bf	kg/m
P75F55SR2	75.0	22.2	40.0	49.0	22.0	11.1	102.0	32.0	4.5	58.3/13105	9.3




东华链号 Donghua Chain No.	节距 Pitch	滚子直径 Roller diameter	内节内宽 Width between inner plates	销轴直径 Pin diameter	销轴长度 Pin length	链板高度 Inner plate depth	链板厚度 Plate thickness	附件尺寸 Attachment dimension			抗拉强度 Tensile strength	每米长重 Weight per meter
	P	d1 max	b1 min	d2 max	L max	h2	t/T	L1	d3	d4	Q min	q
	mm	mm	mm	mm	mm	mm	mm	mm	mm	mm	kN/bf	kg/m
P100F262-G2	100.0	50.8	30.0	14.5	69.0	38.1	6.3	30.0	12.0	20.0	96.0/21580	8.75





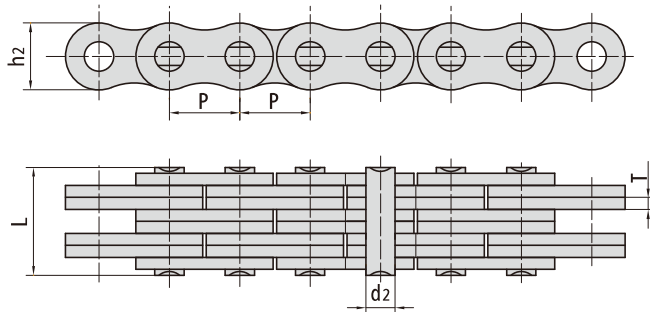
# 板式链/提升链

## LEAF CHAINS & HOISTING CHAINS

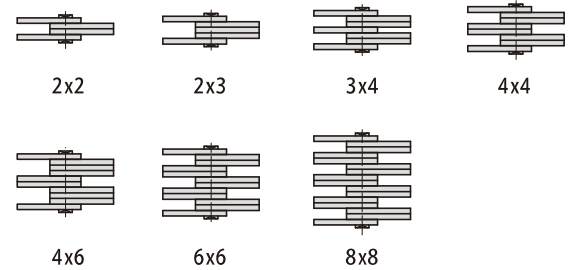


# 板式链

## Leaf chains

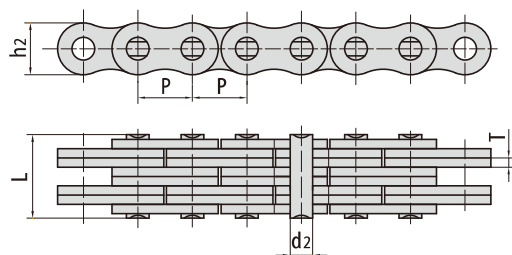


链板组合  
Plate bcing

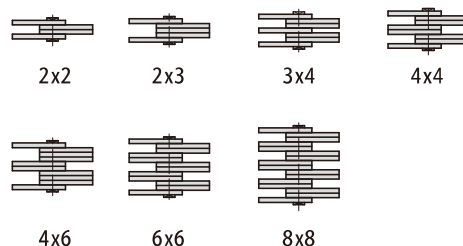


ISO 链号 ISO Chain No.	ANSI 链号 ANSI Chain No.	节距 Pitch P	链板组合 Plate bcing	链板高度 Plate depth h <sub>2</sub>	链板厚度 Plate thickness T	销轴直径 Pin diameter d <sub>2</sub>	销轴长度 Pin length L	抗拉强度 Tensile strength Q <sub>min</sub>	平均抗拉强度 Average tensile strength Q <sub>0</sub>	每米长重 Weight per meter q
		P mm		h <sub>2</sub> mm	T mm	d <sub>2</sub> mm	L mm	Q <sub>min</sub> kN/bf	Q <sub>0</sub> kN	q kg/m
LH0822	BL422	12.700	2 × 2	12.07	2.03	5.09	11.05	22.2/5045	27.6	0.60
LH0823	BL423		2 × 3				13.16	22.2/5045	27.6	0.75
LH0834	BL434		3 × 4				17.40	33.4/7591	41.4	1.05
LH0844	BL444		4 × 4				19.51	44.5/10114	56.0	1.20
LH0846	BL446		4 × 6				23.75	44.5/10114	56.0	1.46
LH0866	BL466		6 × 6				27.99	66.7/15159	81.7	1.77
LH0888	BL488		8 × 8				36.45	89.0/20227	109.4	2.32
LH1022	BL522	15.875	2 × 2	15.09	2.42	5.96	12.90	33.4/7591	43.1	0.90
LH1023	BL523		2 × 3				15.37	33.4/7591	43.1	1.10
LH1034	BL534		3 × 4				20.32	48.9/11114	65.6	1.50
LH1044	BL544		4 × 4				22.78	66.7/15159	84.5	1.80
LH1046	BL546		4 × 6				27.74	66.7/15159	84.5	2.20
LH1066	BL566		6 × 6				32.69	100.1/22750	125.1	2.65
LH1088	BL588		8 × 8				42.57	133.4/30318	169.5	3.50
LH1222	BL622	19.050	2 × 2	18.11	3.25	7.94	17.37	48.9/11114	68.2	1.50
LH1223	BL623		2 × 3				20.73	48.9/11114	68.2	1.80
LH1234	BL634		3 × 4				27.43	75.6/17181	102.8	2.50
LH1244	BL644		4 × 4				30.78	97.9/22250	136.9	2.90
LH1246	BL646		4 × 6				37.49	97.9/22250	136.9	3.60
LH1266	BL666		6 × 6				44.20	146.8/33364	214.2	4.30
LH1288	BL688		8 × 8				57.61	195.7/44477	217.7	5.80
LH1622	BL822	25.400	2 × 2	24.13	4.00	9.54	21.34	84.5/19204	108.2	2.40
LH1623	BL823		2 × 3				25.48	84.5/19204	108.2	3.00
LH1634	BL834		3 × 4				33.76	129.0/29318	170.0	4.20
LH1644	BL844		4 × 4				37.90	169.0/38409	214.6	4.80
LH1646	BL846		4 × 6				46.18	169.0/38409	214.6	6.00
LH1666	BL866		6 × 6				54.46	253.6/57636	324.5	7.20
LH1688	BL888		8 × 8				71.02	338.1/76841	432.7	9.60

# 板式链 Leaf chains



链板组合  
Plate lacing



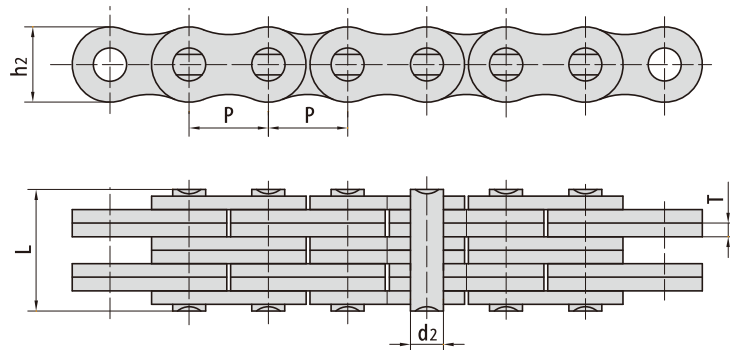
ISO 链号 ISO Chain No.	ANSI 链号 ANSI Chain No.	节距 Pitch	链板组合 Plate lacing	链板高度 Plate depth	链板厚度 Plate thickness	销轴直径 Pin diameter	销轴长度 Pin length	抗拉强度 Tensile strength	平均抗拉强度 Average tensile strength	每米长重 Weight per meter
		P		h <sub>2</sub> max	T max	d <sub>2</sub> max	L max	Q <sub>min</sub>	Q <sub>0</sub>	q
		mm		mm	mm	mm	mm	kN/bf	kN	kg/m
LH 2022	BL1022	31.75	2 × 2	30.18	4.80	11.11	25.37	115.6/26272	165.8	3.57
LH 2023	BL1023		2 × 3				30.33	115.6/26272	165.8	4.45
LH 2034	BL1034		3 × 4				40.23	182.4/41454	248.7	6.19
LH 2044	BL1044		4 × 4				45.19	231.3/52568	303.6	7.04
LH 2046	BL1046		4 × 6				55.09	231.3/52568	303.6	8.77
LH 2066	BL1066		6 × 6				65.00	347.0/78863	433.7	10.50
LH 2088	BL1088		8 × 8				84.81	462.6/105136	604.1	14.00
LH 2422	BL1222	38.10	2 × 2	36.20	5.60	12.71	29.62	151.2/34363	192.0	4.96
LH 2423	BL1223		2 × 3				35.43	151.2/34363	192.0	6.16
LH 2434	BL1234		3 × 4				47.07	244.6/55591	315.9	8.55
LH 2444	BL1244		4 × 4				52.88	302.5/68750	381.1	9.76
LH 2446	BL1246		4 × 6				64.52	302.5/68750	381.1	12.16
LH 2466	BL1266		6 × 6				76.15	453.7/103113	543.6	14.61
LH 2488	BL1288		8 × 8				99.42	605.0/137500	726.0	19.36
LH 2822	BL1422	44.45	2 × 2	42.24	6.40	14.29	33.55	191.3/43477	225.7	6.89
LH 2823	BL1423		2 × 3				40.16	191.3/43477	225.7	8.55
LH 2834	BL1434		3 × 4				53.37	315.8/71772	448.3	11.61
LH 2844	BL1444		4 × 4				59.97	382.6/86954	451.2	13.24
LH 2846	BL1446		4 × 6				73.18	382.6/86954	451.2	16.51
LH 2866	BL1466		6 × 6				86.39	578.3/131431	682.4	19.79
LH 2888	BL1488		8 × 8				112.80	765.1/173886	902.8	26.35
LH 3222	BL1622	50.80	2 × 2	48.26	*7.20	17.46	39.01	289.1/65704	341.1	8.78
LH 3223	BL1623		2 × 3				46.58	289.1/65704	341.1	10.90
LH 3234	BL1634		3 × 4				61.72	440.4/100091	519.6	15.15
LH 3244	BL1644		4 × 4				69.29	573.8/131431	680.4	17.27
LH 3246	BL1646		4 × 6				84.43	578.3/131431	680.4	21.53
LH 3266	BL1666		6 × 6				99.57	857.4/194863	1000.7	25.88
LH 3288	BL1688		8 × 8				129.84	1156.5/262841	1364.6	34.29
LH 4022	BL2022	63.50	2 × 2	60.33	9.91	23.81	51.74	433.7/98568	511.7	15.95
LH 4023	BL2023		2 × 3				61.70	433.7/98568	511.7	19.78
LH 4034	BL2034		3 × 4				81.61	649.4/147590	766.2	27.46
LH 4044	BL2044		4 × 4				91.57	867.4/197163	1023.5	31.34
LH 4046	BL2046		4 × 6				111.48	867.4/197163	1023.5	39.01
LH 4066	BL2066		6 × 6				131.39	1301.1/295704	1535.2	46.63
LH 4088	BL2088		8 × 8				171.22	1734.8/394272	2046.5	62.00

\*: 有两种链板厚度, 除上述表中标注的7.20mm 之外, 另一种厚度为7.52mm。客户可根据自己的需求, 自行选择。

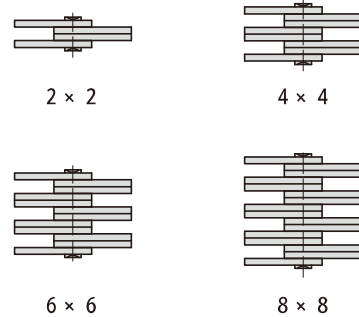
\*: We have two kinds of chain plate thickness. Besides the 7.20mm in above table, the other thickness is 7.52mm. Customers can choose according to needs.

# 板式链

## Leaf chains



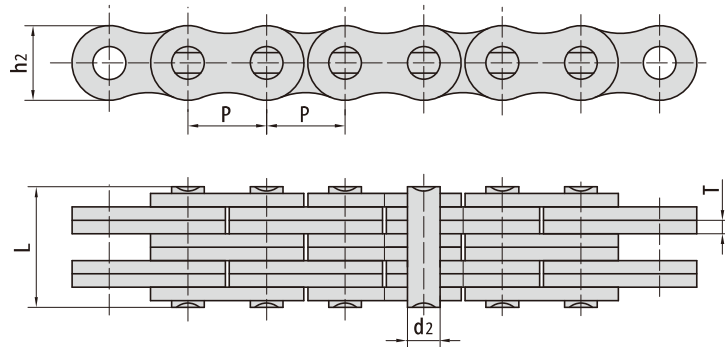
链板组合  
Plate bcing



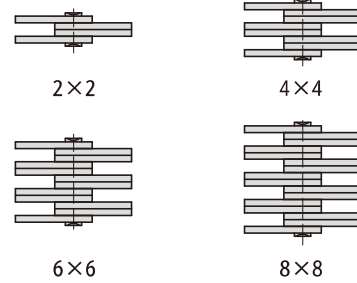
D N /ISO 链号 D N /ISO Chain No.	节距 Pitch	链板组合 Plate bcing	链板高度 Plate depth	链板厚度 Plate thickness	销轴直径 Pin diameter	销轴长度 Pin length	抗拉强度 Tensile strength	平均抗拉强度 Average tensile strength	每米重量 Weight per meter
	P		h2 max	T max	d2 max	L max	Q min	Q <sub>0</sub>	q
	mm		mm	mm	mm	mm	kN/bf	kN	kg/m
LL0622	9.525	2 × 2	8.2	1.04	3.28	6.2	9.0/2023	9.9	0.22
LL0644		4 × 4				10.7	18.0/4046	19.8	0.42
LL0666		6 × 6				14.9	24.9/5598	27.4	0.62
LL0822	12.700	2 × 2	10.6	1.60	4.45	8.9	18.2/4094	20.4	0.42
LL0844		4 × 4				15.6	36.4/8188	40.7	0.84
LL0866		6 × 6				22.0	54.6/12283	60.0	1.24
LL0888		8 × 8				28.5	72.8/16378	80.0	1.64
LL1022	15.875	2 × 2	13.7	1.60	5.08	9.2	22.7/5107	25.5	0.54
LL1044		4 × 4				15.8	45.4/10213	51.0	1.06
LL1066		6 × 6				22.1	68.1/15321	76.3	1.57
LL1088		8 × 8				28.8	90.8/20427	101.9	2.10
LL1222	19.050	2 × 2	16.0	1.85	5.72	10.4	29.5/6637	33.2	0.73
LL1244		4 × 4				17.9	59.0/13273	66.4	1.44
LL1266		6 × 6				25.4	88.5/19910	99.7	2.15
LL1288		8 × 8				32.9	118.0/26547	132.9	2.84

# 板式链

## Leaf chains



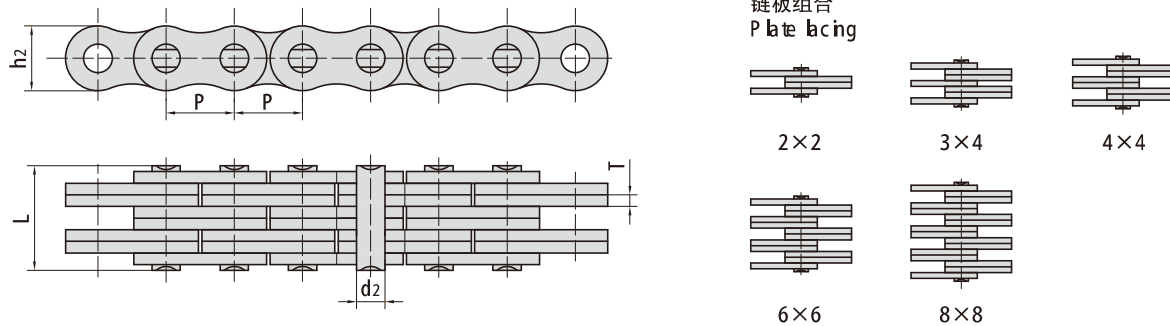
链板组合  
Plate lacing



DIN/ISO 链号 Chain No.	节距 Pitch	链板组合 Plate lacing	链板高度 Plate depth	链板厚度 Plate thickness	销轴直径 Pin diameter	销轴长度 Pin length	抗拉强度 Tensile strength	平均抗拉强度 Average tensile strength	每米重量 Weight per meter
	P		h <sub>2</sub> max	T max	d <sub>2</sub> max	L max	Q <sub>min</sub>	Q <sub>0</sub>	q
	mm		mm	mm	mm	mm	kN/bf	kN	kg/m
LL1622	25.40	2×2	21.00	3.10	8.28	17.2	58.0/13182	76.3	1.52
LL1644		4×4				29.6	116.0/26363	152.6	2.90
LL1666		6×6				42.4	174.0/39545	228.9	4.30
LL1688		8×8				54.9	232.0/52726	305.2	5.71
LL2022	31.75	2×2	26.40	3.70	10.19	20.1	95.0/21591	109.2	2.33
LL2044		4×4				33.8	190.0/43182	218.5	4.40
LL2066		6×6				50.1	285.0/64773	324.6	6.79
LL2088		8×8				64.0	380.0/86363	435.1	8.90
LL2422	38.10	2×2	33.40	5.00	14.63	28.4	170.0/38363	195.5	4.47
LL2444		4×4				46.3	340.0/77273	380.8	8.22
LL2466		6×6				66.4	510.0/115909	571.2	12.22
LL2488		8×8				86.6	680.0/154545	775.2	16.30
LL2822	44.45	2×2	37.08	6.00	15.90	32.2	200.0/45455	245.0	5.40
LL2844		4×4				56.4	400.0/90909	490.0	10.53
LL2866		6×6				80.8	600.0/136363	735.0	15.68
LL2888		8×8				105.2	800.0/181818	980.0	20.83
LL3222	50.80	2×2	42.00	6.40	17.81	34.8	260.0/59091	291.2	6.39
LL3244		4×4				60.6	520.0/118182	582.4	12.46
LL3266		6×6				86.4	780.0/177272	873.6	18.52
LL3288		8×8				112.2	1040.0/233970	1176.0	24.65
LL4022	63.50	2×2	52.76	8.00	22.89	42.2	360.0/81818	403.2	10.36
LL4044		4×4				74.4	780.0/177273	873.6	20.22
LL4066		6×6				106.5	1080.0/245454	1209.6	30.07
LL4088		8×8				140.0	1440.0/323959	1747.2	39.98
LL4822	76.20	2×2	63.88	10.00	29.24	54.6	560.0/127272	627.2	15.94
LL4844		4×4				92.6	1120.0/254545	1554.4	31.38
LL4866		6×6				133.4	1680.0/377953	1880.0	46.94
LL4888		8×8				174.2	2240.0/509091	2508.8	62.36

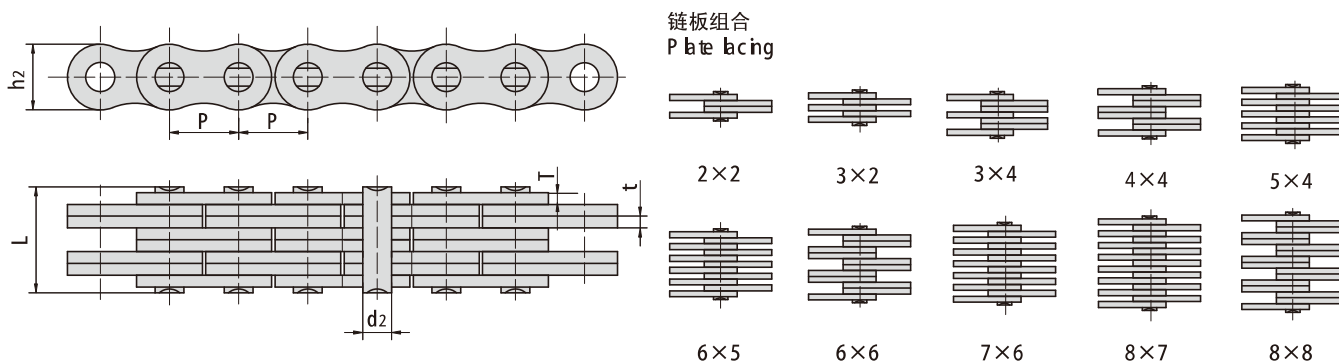
# 板式链

## Leaf chains



JIS 链号 JIS Chain No.	节距 Pitch	链板组合 Plate lacing	链板高度 Plate depth	链板厚度 Plate thickness	销轴直径 Pin diameter	销轴长度 Pin length	抗拉强度 Tensile strength	平均抗拉强度 Average tensile strength	每米长重 Weight per meter
	P		h2 max	T max	d2 max	L max	Q min	Q0	q
	mm		mm	mm	mm	mm	kN/lbf	kN	kg/m
AL322	9.525	2×2	7.7	1.30	3.58	6.80	9.0/2045	10.2	0.23
AL344		4×4				11.60	18.0/4090	20.0	0.46
AL422	12.700	2×2	10.4	1.50	3.96	8.30	14.7/3304	16.9	0.39
AL444		4×4				14.40	29.4/6609	35.2	0.74
AL466		6×6				20.50	44.0/9891	52.7	1.13
AL522	15.875	2×2	12.8	2.03	5.08	11.05	24.5/5508	28.6	0.64
AL534		3×4				17.00	36.8/8273	46.0	1.10
AL544		4×4				19.40	48.9/10993	62.4	1.25
AL566		6×6				27.50	73.4/16500	93.8	1.79
AL622	19.050	2×2	15.6	2.42	5.94	13.00	33.4/7508	44.4	0.87
AL644		4×4				22.70	66.7/14994	78.8	1.70
AL666		6×6				32.20	100.1/22502	118.6	2.53
AL688		8×8				42.20	133.4/29988	156.6	3.37
AL822	25.400	2×2	20.8	3.25	7.92	16.20	57.9/13016	68.6	1.57
AL844		4×4				29.40	115.7/26009	135.6	3.08
AL866		6×6				44.20	173.5/39003	202.3	4.62
AL888		8×8				55.50	231.4/52019	245.0	6.12
AL1022	31.750	2×2	25.6	4.00	9.53	19.60	84.5/18996	107.1	2.51
AL1044		4×4				36.40	169.0/37991	203.6	4.95
AL1066		6×6				52.30	253.5/56987	315.3	7.39
AL1088		8×8				68.50	338.0/75982	421.2	9.83
AL1222	38.100	2×2	30.5	4.80	11.10	24.30	120.1/26998	151.1	3.65
AL1244		4×4				43.80	240.2/53997	299.7	7.05
AL1266		6×6				63.20	360.3/80995	426.3	10.50
AL1288		8×8				82.60	480.4/107994	568.4	14.03
AL1444	44.450	4×4	36.4	5.60	12.70	51.30	302.5/68002	413.6	9.80
AL1466		6×6				74.50	453.7/101992	620.4	14.66
AL1644	50.800	4×4	41.6	6.40	14.21	58.00	382.5/85986	522.8	12.90
AL1666		6×6				83.80	573.8/128990	783.6	19.27
AL1688		8×8				109.50	765.0/171972	1045.5	25.64

# 板式链 Leaf chains



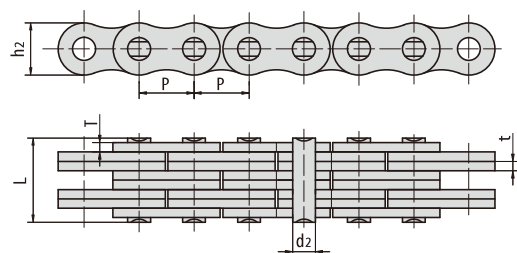
东华链号 Donghua Chain No.	节距 P i t c h	链板组合 P l a t e c o m b i n a t i o n	链板高度 P l a t e d e p t h	链板厚度 P l a t e t h i c k n e s s	销轴直径 P i n d i a m e t e r	销轴长度 P i n l e n g t h	抗拉强度 T e n s i l e s t r e n g t h	平均抗拉强度 A v e r a g e t e n s i l e s t r e n g t h	每米长重 W e i g h t p e r m e t e r
	P		h <sub>2</sub> m a x	t/T m a x	d <sub>2</sub> m a x	L m a x	Q <sub>m i n</sub>	Q <sub>0</sub>	q
	m m		m m	m m	m m	m m	k N / b f	k N	k g / m
FL644	5.940	4×4	4.7	0.60	1.85	6.2	6.50/1477	7.8	0.13
FL666		6×6				9.3	9.75/2216	11.8	0.20
FL688		8×8				12.0	13.00/2955	15.6	0.25
FL523	8.000	3×2	6.3	1.00	2.31	6.7	7.00/1575	7.4	0.18
*FL523F1	8.000	3×2	6.3	1.30/1.00	2.31	6.3	7.00/1575	7.4	0.25
*FL523F3	8.000	3×2	7.6	1.30/1.04	3.10	8.0	7.00/1575	8.0	0.33
*FL523F4	8.000	3×2	7.6	1.30/1.04	2.31	7.6	7.00/1576	8.0	0.32
FL844	8.000	4×4	6.9	0.73	2.31	7.9	10.00/2273	12.1	0.25
*FL823F1	8.000	3×2	7.6	1.30/1.04	3.15	7.8	11.00/2472	11.8	0.32
FL922	9.525	2×2	8.7	1.04	3.28	6.2	10.00/2273	12.1	0.22
FL944		4×4				10.4	21.00/4724	24.7	0.43
FL945		4×5				11.5	21.00/4724	23.0	0.50
FL956		6×5				14.0	25.50/5732	28.0	0.60
FL966		6×6				14.9	31.00/7045	36.8	0.65
FL988		8×8				19.0	42.00/9450	46.2	0.87
FL966F3	9.525	6×6	8.7	1.15	3.28	16.2	33.10/7441	36.5	0.75
FL922F4	9.525	2×2	8.5	1.60	3.90	8.6	12.50/2810	13.8	0.37
LF10	10.000	3×3	7.5	1.20	3.20	10.6	14.00/3150	15.5	0.39
LF1234	12.000	4×3	10.0	2.03	3.96	17.6	15.45/3476	17.0	0.85
LF1246	12.000	△6×4	10.8	1.60	5.08	18.7	30.00/6748	33.0	1.05
F1266F1	12.700	△6×6	9.0	1.60	3.70	21.6	45.00/10123	50.0	0.92
F122	12.700	2×2	8.2	1.00	3.58	7.0	11.43/2598	13.6	0.19
F1223	12.700	3×2	10.2	2.03	4.45	12.8	20.00/4545	23.8	0.61
FL1244	12.700	4×4	10.2	1.70	4.45	16.7	44.00/10000	52.3	0.83
F1023	15.875	3×2	14.3	2.42	4.75	15.9	25.00/5625	27.5	1.11
FLC 534	15.875	3×4	12.7	1.85	5.08	15.3	40.40/9181	44.4	0.99
FLC 545		5×4				19.2	54.30/12340	59.7	1.27
FLC 556		6×5				22.7	67.60/15363	74.3	1.54
FLC 567		7×6				26.8	80.80/18176	89.0	1.82

注：带\*表示链板为直边形；带△表示链板组合特殊

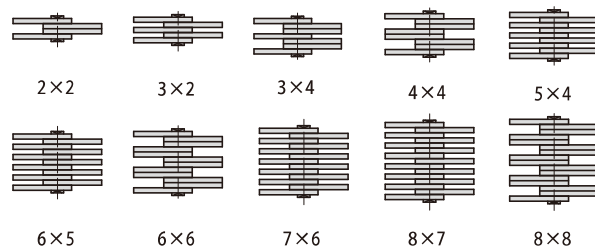
Note: \* means straight link plate; △ means special link plate combination



# 板式链 Leaf chains



链板组合  
Plate bcing

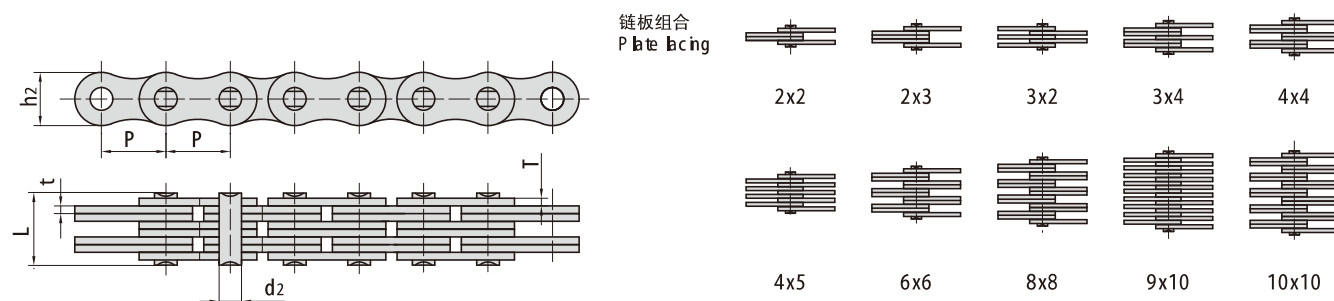


东华链号 Donghua Chain No.	节距 P itch	链板组合 P late bcing	链板高度 P late depth	链板厚度 P late thickness	销轴直径 P in diam eter	销轴长度 P in length	抗拉强度 Tens ile strength	平均抗拉强度 Average tens ile strength	每米长重 W eight per meter
	P		h2 m ax	t/T m ax	d2 m ax	L m ax	Q <sub>m in</sub>	Q <sub>0</sub>	q
	m m		m m	m m	m m	m m	kN /bf	kN	kg/m
FLC 578	15.875	8×7	12.70	1.85	5.08	30.8	90.0/20250	99.0	2.10
CTL566	15.875	6×6	15.10	2.10	5.08	28.0	78.0/17534	86.0	2.44
CTBLL588	15.875	8×8	14.80	1.70	5.94	30.7	85.0/19108	105.0	2.59
*CH25	17.000	2×1	9.00	1.60	4.00	7.5	6.0/1348	7.5	0.27
LF1866	18.550	6×6	15.80	3.00	6.00	39.8	106.0/23845	116.6	3.58
LF1966	19.050								3.53
F19S-44	19.050	4×4	14.70	2.25	5.98	21.8	76.5/17210	84.5	1.55
F19S-66		6×6				31.0	115.0/25870	126.5	2.31
F19V-44	19.050	4×4	15.20	2.42	6.50	22.4	71.0/16136	84.3	1.73
F19V-66		6×6				32.3	106.0/24090	125.9	2.57
F19VF1-66	19.050	6×6	17.60	2.42	6.50	32.3	164.0/36867	180.4	3.22
F19V-88	19.050	8×8	15.20	2.42	6.50	42.4	142.0/31922	156.2	3.41
FLC 623	19.050	3×2	14.50	1.85	5.72	12.5	30.0/6744	33.0	0.81
FLC 634	19.050	4×3	14.50	1.85	5.72	16.1	46.0/10341	50.6	1.12
FL2044	20.000	4×4	16.00	2.42	5.30	22.4	67.0/15062	73.7	1.83
FLC 823	25.400	3×2	19.46	3.25	8.28	20.9	65.0/14612	72.0	1.86
FLC 834		4×3				27.4	100.0/22500	110.0	2.57
FLC 845		5×4				34.2	130.0/29224	143.0	3.30
FLC 856		6×5				40.5	166.0/37343	183.0	4.00
FLC 867		7×6				47.0	195.7/44024	215.3	4.70
FLC 878		8×7				53.6	227.5/51180	250.5	5.40
F25-34	25.400	3×4	23.40	3.05/4.00	10.85	28.6	125.0/28120	137.5	3.64
F25-66		6×6				44.1	250.0/56240	275.0	5.93
F25-66F1	25.000	6×6	24.00	3.00	10.85	42.0	147.0/33046	190.0	5.65
FLC 1034	31.750	4×3	25.40	3.25	9.53	28.4	82.7/18591	91.0	3.52
FLC 1045		5×4				34.3	110.0/24745	121.0	4.49
FLC 1056		6×5				40.6	137.9/31340	151.0	5.44
FLC 1067		7×8				47.2	165.4/37590	181.9	6.42
FLC 1078		8×7				53.8	193.0/43863	212.0	7.40
LF31109	31.750	10×9	27.00	4.00	12.00	83.0	440.0/98915	500.0	12.70
P35-44	35.000	△4×4	30.00	4.00	12.00	37.7	100.0/22500	110.0	5.96
LF8844F1	88.900	4×4	84.00	13.50	40.00	122.0	1950.0/438360	2145.0	60.60
D90F1	90.000	8×8	70.00	6.30	36.00	113.0	980.0/220460	1078.0	41.20
LF105	105.000	11×10	80.00	6.00	40.00	143.0	1470.0/330690	1690.5	64.38

注：带\*表示链板为直边形；带△表示链板组合特殊

Note: \* means straight link plate; △ means special link plate combination

# 板式链 Leaf chains

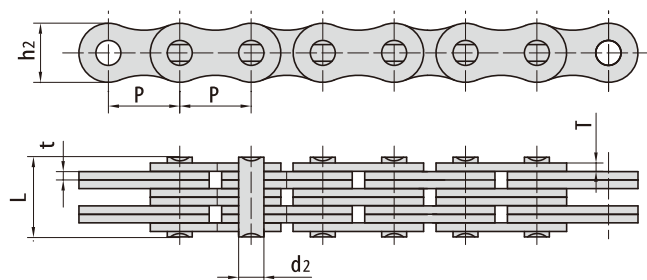


东华链号 Donghua Chain No.	节距 Pitch	链板组合 Plate lacing	链板高度 Plate depth	链板厚度 Plate thickness	销轴直径 Pin diameter	销轴长度 Pin length	抗拉强度 Tensile strength	平均抗拉强度 Average tensile strength	每米长重 Weight per meter
	P		h <sub>2</sub> max	t/T max	d <sub>2</sub> max	L max	Q <sub>min</sub>	Q <sub>0</sub>	q
	mm		mm	mm	mm	mm	kN/bf	kN	kg/m
AL0522	8.000	2×2	7.10	0.80	2.31	5.00	4.4/990	4.6	0.15
AL0544		4×4				8.20	8.8/1980	9.3	0.28
AL0566		6×6				11.60	13.0/2922	13.7	0.42
AL322F1	9.525	2×2	7.00	1.30	3.58	7.50	9.3/2092	9.8	0.22
AL344F1		4×4				12.80	18.5/4162	19.4	0.42
AL366F1		6×6				18.20	27.8/6254	29.2	0.62
AL388F1		8×8				23.60	37.0/8323	38.8	0.82
AL322HF2	9.525	2×2	7.70	1.50	3.58	7.60	10.0/2248	10.5	0.24
*AL344F3	9.525	4×4	7.70	1.20	3.58	11.60	18.0/4046	18.9	0.49
AL344F4	9.525	4×4	7.90	1.57	3.58	15.00	25.0/5620	26.3	0.63
AL866F1	25.400	6×6	20.50	3.00	7.92	40.30	135.0/30370	148.5	4.40
AL822F3	25.400	2×2	20.80	3.25	7.92	15.90	57.9/13016	70.0	1.61
AL10910F1	31.750	10×9	27.00	4.00	12.00	83.00	400.0/89923	441.0	11.80
AL1066F2	31.750	6×6	25.60	4.00	9.53	52.20	265.0/59574	305.0	7.43
AL1044F1	31.750	4×4	22.80	4.15	10.19	37.90	214.0/48107	234.5	4.32
AL1266F1	38.100	6×6	30.00	4.80	13.30	64.30	420.0/94482	462.0	9.68
BL432F1	12.700	△3×2	11.60	2.03	4.45	12.60	22.0/4946	24.0	0.76
LH0844F5	12.700	4×4	12.07	1.60	5.08	16.00	27.5/6182	30.0	1.01
LH0832F6	12.700	△3×2	12.07	2.03	4.45	13.16	19.8/4451	23.0	0.77
LH081010F8	12.700	10×10	12.07	2.03	5.94	44.80	120.0/26977	130.0	6.35
LH0844F	12.700	4×4	12.07	1.60	5.08	15.70	44.48/10000	48.9	1.01
BL544F1	15.875	4×4	14.60	2.37	5.94	22.50	80.0/17985	85.0	1.76
LH1034F2	15.875	3×4	15.00	2.42	5.94	20.30	65.0/14612	70.0	1.64
BL544F8	15.875	4×4	15.00	1.70	5.80	17.00	46.0/10341	53.0	1.33
LH1223F1	19.050	2×3	15.60	2.42	5.94	20.30	29.4/6610	32.5	1.50
LH1245F1		4×5				25.20	39.2/8812	43.0	1.91
LH1223F3	19.050	2×3	18.10	3.25	7.93	19.90	68.65/15433	71.0	1.95
LH1234F3		3×4				26.60	102.97/23148	108.8	2.69

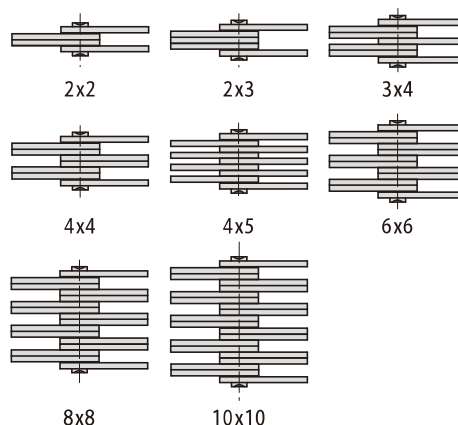
注：带\*表示链板为直边形；带△表示链板组合特殊  
Note: \* means straight link plate; △ means special link plate combination

# 板式链

## Leaf chains



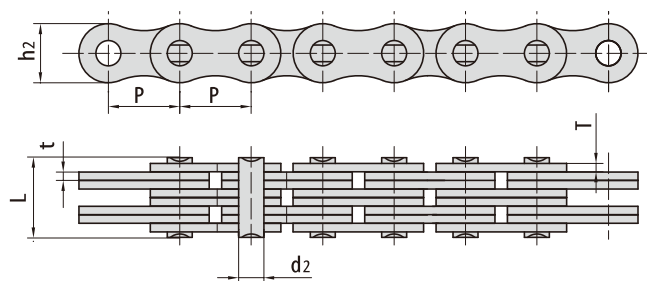
链板组合  
Plate bcing



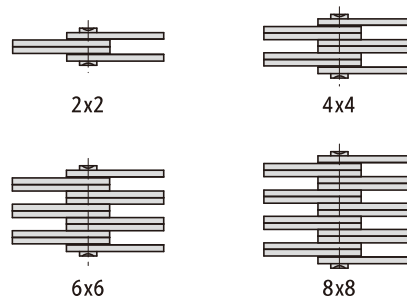
东华链号 Donghua Chain No.	节距 Pitch	链板组合 Plate bcing	链板高度 Plate depth	链板厚度 Plate thickness	销轴直径 Pin diameter	销轴长度 Pin length	抗拉强度 Tensile strength	平均抗拉强度 Average tensile strength	每米长重 Weight per meter
	P		h <sub>2</sub> max	t/T max	d <sub>2</sub> max	L max	Q <sub>min</sub> kN/bf	Q <sub>0</sub> kN	q kg/m
	mm		mm	mm	mm	mm			
BL666F1	19.050	6 x 6	18.10	2.35	6.50	31.70	130.0/29224	143.0	3.30
*BL666G L	19.050	6 x 6	16.00	3.00	6.25	40.00	100.0/22480	110.0	3.80
BL866F1	25.400	6 x 6	24.10	3.10/4.00	10.85	45.70	200.0/44992	220.0	6.14
BL834F2		3 x 4				29.50	120.0/26995	132.0	3.76
BL834F3	25.400	3 x 4	24.10	4.00	10.90	32.90	142.0/31944	156.2	4.44
BL866F3		6 x 6				52.20	253.6/57050	279.0	7.48
BL834F5	25.400	3 x 4	24.10	3.10/4.00	10.90	28.00	120.0/26995	132.0	3.64
BL866F5	25.400	6 x 6	24.10	3.30/4.00	10.90	45.30	200.0/44992	220.0	4.94
LH1646F3	25.400	4 x 6	24.10	4.00	9.53	44.20	233.0/52378	256.5	6.22
BL844F8	25.400	4 x 4	25.10	3.00	10.90	30.00	120.0/26976	135.0	3.84
LH2066F1	31.750	6 x 6	29.70	4.09	11.10	55.70	303.0/68177	365.0	9.42
BL1046F2	31.750	4 x 6	29.70	4.00	11.10	47.00	231.3/51996	266.0	7.74
LH2054F4	31.750	△5 x 4	29.70	5.60	11.10	56.50	280.0/62947	340.0	9.56
LH281010F1	44.450	10x10	36.10	5.00	14.27	108.00	1220.0/274256	1400.0	22.20
LH3288F1	50.800	8x8	47.80	6.90	20.20	122.00	1200.0/269950	1320.0	33.53
LH3266F2	50.800	6x6	48.20	7.00	17.46	91.80	867.0/195040	953.7	24.52
LH3244F6	50.800	4 x 4	42.00	6.00	17.46	56.00	430.0/96667	505.0	11.96
LH3288F9	50.800	8x8	48.20	6.40	17.46	112.00	1040.0/233792	1144.0	31.89
LH3288F10	50.800	8 x 8	48.20	9.50	19.84	164.20	2100.0/472080	2310.0	51.63
LL0622F4	9.525	2 x 2	8.40	1.04	3.28	6.20	10.0/2248	10.5	0.23
LL0634F4		3 x 4				9.70	15.5/3484	16.5	0.39
LL0644F4		4 x 4				10.70	21.0/4720	22.0	0.44
LL0666F4		6 x 6				14.90	31.0/6970	33.0	0.65

注：带\*表示链板为直边形；带△表示链板组合特殊  
Note: \* means straight link plate; △ means special link plate combination

# 板式链 Leaf chains



链板组合  
Plate bcing

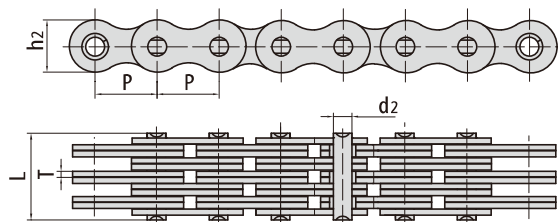


东华链号 Donghua Chain No.	节距 Pitch	链板组合 Plate bcing	链板高度 Plate depth	链板厚度 Plate thickness	销轴直径 Pin diameter	销轴长度 Pin length	抗拉强度 Tensile strength	平均抗拉强度 Average tensile strength	每米长重 Weight per meter
	P		h2 max	t/T max	d2 max	L max	Qm	Qo	q
	mm		mm	mm	mm	mm	kN/bf	kN	kg/m
LL0622F7	9.525	2 x 2	8.20	1.30	3.28	7.40	10.5/2360	11.6	0.27
LL0644F7		4 x 4				12.80	21.0/4720	23.0	0.52
LL0844F6	12.700	4 x 4	11.00	1.50	4.45	14.60	37.6/8452	81.4	0.82
LL0888F1		8 x 8				27.40	77.0/17310	85.0	1.61
LL0844F7	12.700	4 x 4	11.20	1.60	4.45	15.60	36.4/8180	41.5	0.85
LL0822F13	12.700	2 x 2	10.60	1.70	4.45	9.40	22.0/4940	23.0	0.45
LL0844F13		4 x 4				16.50	40.0/8990	43.0	0.88
LL0888F2	12.700	8 x 8	11.00	1.43	4.45	25.90	77.0/17310	84.7	1.55
LL1044F7	15.875	4 x 4	13.70	1.50	5.08	15.10	48.0/10790	52.8	1.04
LL1066F3	15.875	6 x 6	13.70	1.80	5.08	24.50	86.0/19333	94.6	1.68
LL101212F4	15.875	△12x12	11.80	1.60	5.08	42.50	110.0/24728	121.0	2.47
LL101212F5	15.875	△12x12	13.70	1.50	5.08	40.50	136.2/30620	150.0	3.00
LL1266F2	19.050	6 x 6	14.50	3.00	5.72	39.50	156.8/35249	173.0	3.03
LL1266F3	19.050	6 x 6	16.00	3.00	5.72	39.50	88.5/19895	97.5	3.03
*LL1266H	19.050	6 x 6	16.13	3.00	5.72	40.00	86.7/19490	100.0	3.75
LL1266F6	19.050	6 x 6	18.50	2.90	5.72	38.75	88.2/19827	97.0	4.12
LL1622F6	25.400	2x2	20.00	3.00	8.28	15.60	58.0/13047	63.8	1.40
LL2066F6	31.750	6 x 6	30.20	4.00	13.74	56.10	310.0/69690	356.5	13.13
LL3244F2	50.800	4x4	43.10	6.00	17.76	54.00	520.0/116978	572.0	12.62
LL3244F8	50.800	4 x 4	42.00	6.00	17.81	57.00	520.0/116900	560.0	12.31
LL3288F8		8 x 8				105.50	1040.0/233800	1125.0	24.32
LL4088F2	63.500	8 x 8	52.70	8.20	22.89	140.00	1440.0/323725	1660.0	42.39
LL4888H	76.200	8x8	70.00	12.00	36.50	204.00	2630.0/591638	2893.0	83.80

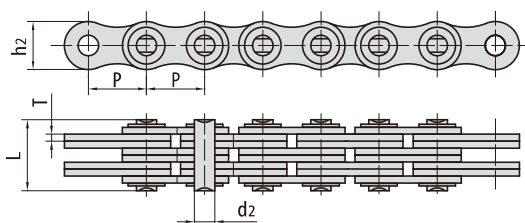
注：带\*表示链板为直边形；带△表示链板组合特殊  
Note: \* means straight link plate; △ means special link plate combination

# 板式链

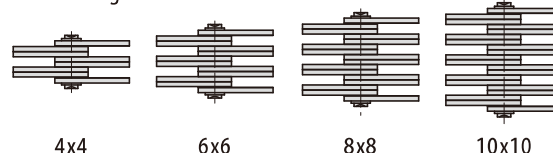
## Leaf chains



东华链号 Donghua Chain No.	节距 Pitch	链板组合 Plate lacing	链板高度 Plate depth	链板厚度 Plate thickness	销轴直径 Pin diameter	销轴长度 Pin length	抗拉强度 Tensile strength	平均抗拉强度 Average tensile strength	每米长重 Weight per meter
	P		h <sub>2</sub> max	T max	d <sub>2</sub> max	L max	Q <sub>m</sub> n	Q <sub>0</sub>	q
	mm		mm	mm	mm	mm	kN/bf	kN	kg/m
FB156	15.875	6×6	14.7	1.70	5.08	24.0	78.0/17550	86.0	1.91
FB156S				2.03		27.5	83.5/18784	92.0	2.24
FB196	19.050	6×6	16.0	1.85	5.72	25.4	95.0/21371	105.0	1.94
FB196S				2.42		32.3	130.0/29244	143.0	3.37



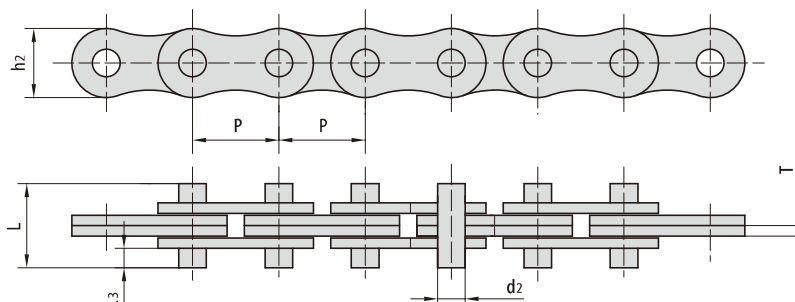
链板组合  
Plate lacing



东华链号 Donghua Chain No.	节距 Pitch	链板组合 Plate lacing	链板高度 Plate depth	链板厚度 Plate thickness	销轴直径 Pin diameter	销轴长度 Pin length	抗拉强度 Tensile strength	平均抗拉强度 Average tensile strength	每米长重 Weight per meter
	P		h <sub>2</sub> max	T max	d <sub>2</sub> max	L max	Q <sub>m</sub> n	Q <sub>0</sub>	q
	mm		mm	mm	mm	mm	kN/bf	kN	kg/m
BL1266F1	38.1	6×6	35.7	5.6	12.70	78.9	453.7/102063	499.0	15.69
BL1666F4	50.8	6×6	48.2	7.2	17.46	99.2	867.0/195040	953.7	27.27
LL2488F1	38.1	8×8	33.4	5.0	14.63	94.0	680.0/152864	748.0	16.71
LL3244F1	50.8	4×4	42.0	6.0	17.81	61.6	520.0/116978	572.0	12.90
LL3266F1		6×6				86.0	780.0/175467	858.0	18.90
LL3288F1		8×8				110.0	1040.0/233956	1144.0	24.89
LL321010F1		10×10				134.3	1300.0/292445	1430.0	30.89
LL3244F3	50.8	4×4	43.1	6.0	17.76	60.0	520.0/116978	572.0	13.06
LL3266F3		6×6				84.4	780.0/175467	858.0	19.44
LL3288F3		8×8				108.6	1040.0/233956	1144.0	25.43
LL3244F4	50.8	4×4	42.0	6.4	17.81	67.5	520.0/116980	572.0	13.82
LL3266F4		6×6				92.8	780.0/175467	858.0	20.17
LL3288F7		8×8				117.0	1040.0/233800	1144.0	26.30
LL4066F1	63.5	6×6	57.5	6.3	19.85	100.0	1166.2/262162	1283.0	29.30
LL4088F1		8×8				126.0	1558.2/350283	1714.0	38.10
LL4088F3	63.5	8×8	57.5	6.0	19.85	119.0	1395.0/313596	1535.0	35.79
LL4044F4	63.5	4×4	52.7	8.0	22.89	80.8	780.0/175351	860.0	21.82
LL4888F3	76.2	8×8	73.0	7.2	34.67	138.5	1840.0/413632	2024.0	56.02
LL481010F3		10×10				165.5	2340.0/526032	2574.0	69.18

# 板式链

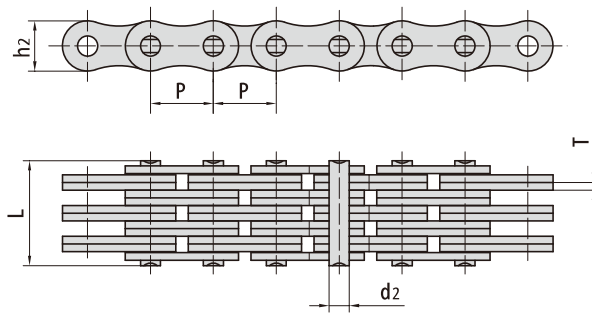
## Leaf chains



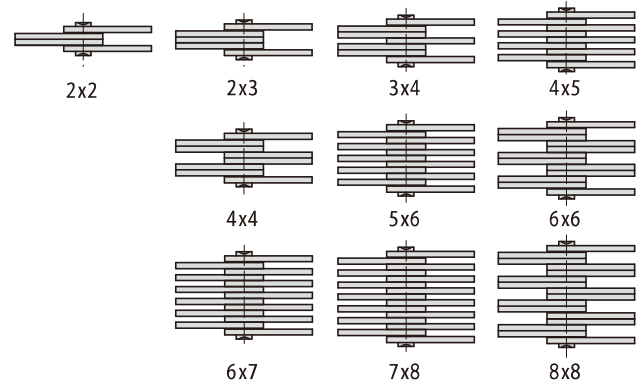
东华链号 Donghua Chain No.	节距 Pitch	链板高度 Plate depth	链板厚度 Plate thickness	销轴直径 Pin diameter	销轴长度 Pin length		抗拉强度 Tensile strength	平均抗拉强度 Average tensile strength	每米长重 Weight per meter
	P	$h_{2\max}$	$T_{\max}$	$d_{2\max}$	$L_{\max}$	$L_3$	$Q_{\min}$	$Q_0$	q
	mm	mm	mm	mm	mm	mm	kN/bf	kN	kg/m
AL422F1-D2	12.700	11.00	1.60	3.96	14.4	3.80	14.1/3172	15.5	0.50
AL522-D2	15.875	12.80	2.03	5.10	16.0	3.90	22.0/4950	23.0	0.69
AL522-D2F1					19.0	5.40			0.73
AL522F1-D2	15.800	12.70	2.00	5.09	16.1	3.90	30.38/6834	32.0	0.66
AL622-DD3F1	19.050	16.90	3.25	5.94	22.3	4.40	50.0/11240	55.0	1.44
AL644F4-D2	19.050	14.60	3.10	5.90	22.5	4.90	36.0/8093	40.0	1.14
BL422-DD3	12.700	12.07	2.03	5.08	31.4	11.50	22.24/50000	24.5	0.91
LH1222-D2	19.050	18.10	3.25	7.92	22.6	4.60	48.93/11000	54.0	1.66
LH1222F7-DD3					29.4	8.00	48.93/11001	55.0	1.80
LH1222-DD3F1					29.0	7.75	48.93/10999	53.8	1.80
LH1246-DD3F1					42.5	4.75	97.9/22008	112.5	3.88
LH1622F1	25.400	24.10	4.00	9.53	34.0	8.80	84.5/19010	93.0	2.40
LH1622-D2					36.0	9.80			2.83
LH1622-DD3F1					45.0	14.30			3.04
LH1622-DD3F2					25.4	4.45			2.60
BL822F1-D2	25.400	24.10	4.60	8.80	32.4	6.80	84.5/19010	93.0	3.03
BL822HF1-D2				9.53	32.4				3.07
BL822HF2-DD3	25.400	24.00	5.00	9.53	35.0	7.05	84.5/19010	97.5	2.55
BL1022F1-D2	31.750	29.00	5.60	11.30	41.2	8.40	130.0/29245	143.0	4.49
BL1022H-D2	31.750	29.70	5.60	11.10	41.2	8.40	130.0/29245	143.0	4.69
LH2022-DD3F1	31.750	29.70	4.80	11.10	30.4	5.50	115.6/25987	127.2	3.89
LL1222F3-D2	19.050	14.50	2.25	5.72	22.0	6.30	44.1/9920	48.5	0.89
LL1222F5-DD3	19.050	14.50	3.00	5.72	29.0	8.30	45.1/10139	49.5	1.17
LL1222F5-DD3F1	19.050	14.50	3.00	5.72	22.0	4.80	45.1/10140	50.5	1.10
LL1622-D2	25.400	21.00	3.10	8.28	36.1	11.70	58.0/13050	64.0	1.92
LL1622F7-DD3	25.400	21.00	3.05	8.28	35.0	11.20	75.4/16950	79.2	1.85
LL1622F7-DD3F1	25.400	20.00	3.00	8.28	30.5	9.00	58.0/13040	63.8	1.65
LL1623F1-DD3	25.400	21.00	4.00	8.28	34.0	7.00	60.0/13488	66.0	2.70
F1422-DD3	14.290	13.00	2.03	4.97	19.1	5.20	27.5/6182	30.0	0.76
1922V-D2	19.050	16.70	3.17	6.10	22.6	4.65	55.0/12364	60.5	1.40
F2022-D2	20.750	19.00	3.40	7.65	23.0	4.50	50.0/11500	55.0	1.79
F2422-D2	23.950	22.20	3.86	8.69	27.8	5.90	60.0/13500	66.0	2.37
F2422F1-D2	24.000	22.00	4.00	9.00	27.0	5.40	60.0/13500	66.0	2.39

# 板式链

## Leaf chains



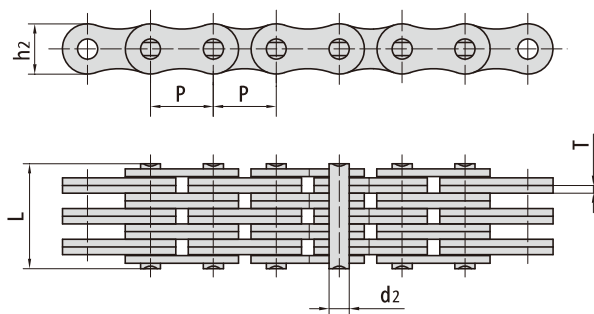
链板组合  
Plate bcing



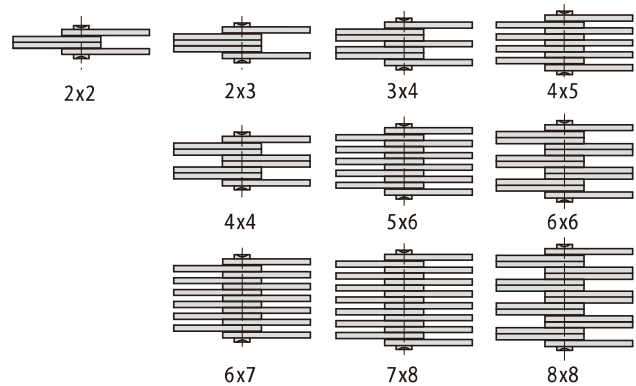
东华链号 Donghua Chan No.	节距 Pitch	链板组合 Plate bcing	链板高度 Plate depth	链板厚度 Plate thickness	销轴直径 Pin diameter	销轴长度 Pin length	链条长度(100节) Chain length for 100 pitches (±0.25%)	抗拉强度 Tensile strength	每米长重 Weight per meter
	P		h2max	Tmax	d2max	Lmax		Qmin	q
	mm		mm	mm	mm	mm	mm	kN/bf	kg/m
1222	12.700	2×2	10.6	1.70	4.45	9.2	1262	21.0/4721	0.44
1234		3×4				14.2		31.0/6974	0.75
1244		4×4				16.1		42.0/9442	0.86
1256		5×6				21.1		53.0/12045	1.17
1266		6×6				23.0		63.0/14162	1.27
1288		8×8				29.9		85.0/19318	1.70
1523	15.875	2×3	12.7	1.94	5.08	12.1	1580	29.0/6590	0.75
1534		3×4				16.5		46.0/10454	1.04
1543		△4×3				16.5		46.0/10455	1.05
1544		4×4				18.6		58.0/13181	1.18
1545		4×5				20.3		58.0/13181	1.33
1556		5×6				24.0		72.0/16363	1.63
1566		6×6				26.2		87.0/19772	1.77
1567		6×7				28.0		90.0/20454	1.91
1578		7×8				32.5		101.0/22954	2.20
1588		8×8				34.0		115.0/26136	2.34
1944	19.050	4×4	15.0	2.29	5.72	21.3	1891	73.0/16590	1.58
1966		6×6				30.7		110.0/25000	2.37
1978		7×8				37.7		122.0/27426	2.98
1988		8×8				40.0		140.0/31817	3.13

注：带△表示链板组合特殊  
Note: △ means special link plate combination

## 板式链 Leaf chains



链板组合  
Plate bcing

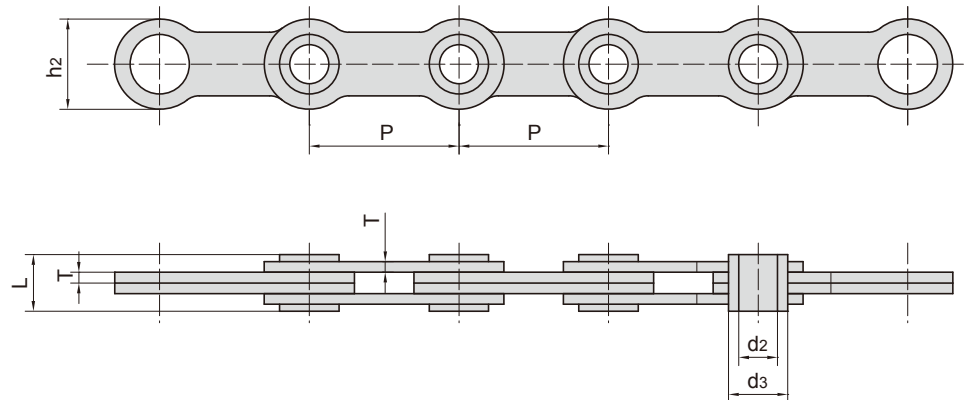


东华链号 Donghua Chain No.	节距 Pitch	链板组合 Plate bcing	链板高度 Plate depth	链板厚度 Plate thickness	销轴直径 Pin diameter	销轴长度 Pin length	链条长度(100节) Chain length for 100 pitches (±0.25%)	抗拉强度 Tensile strength	每米长重 Weight per meter
	P		h <sub>2</sub> max	T max	d <sub>2</sub> max	L max		Q min	q
	mm		mm	mm	mm	mm	mm	kN/bf	kg/m
2522	25.400	2×2	20.2	3.06	8.28	15.5	2532	72.0/16186	1.47
2523		2×3				18.8		72.0/16363	1.83
2534		3×4				25.3		108.0/24545	2.55
2544		4×4				29.5		145.0/32597	2.92
2545		4×5				31.6		144.0/30727	3.26
2556		5×6				38.2		180.0/40908	3.96
2567		6×7				43.8		216.0/49090	4.68
2578		7×8				50.0		252.0/57272	5.39
2588		8×8				52.8		290.0/65908	5.77
3134	31.750	3×4	22.8	4.10	10.19	33.3	3168	160.0/35968	4.16
3144		4×4				37.5		214.0/48109	4.24
3166		6×6				54.3		304.0/68339	6.33
3188		8×8				71.1		428.0/96214	8.40
1244F3	12.700	4×4	11.0	1.43	4.45	13.9	1262	24.97/7861	0.78
1266F1		6×6				19.9		52.46/7861	1.06



## 空心销轴板式链

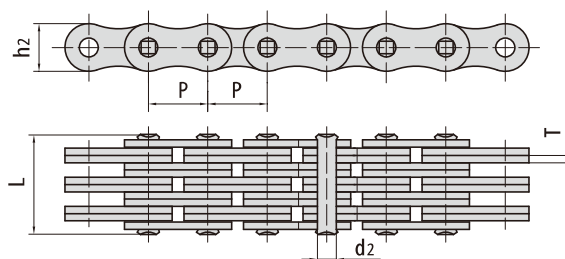
### Hollow pin leaf chains



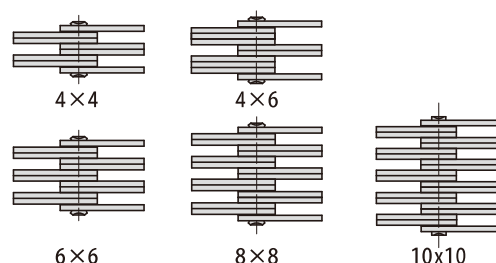
东华链号 Donghua Chain No.	节距 Pitch	链板组合 Plate bchng	链板高度 Plate depth	链板厚度 Plate thickness	销轴直径 Pin diameter		销轴长度 Pin length	抗拉强度 Tensile strength	平均抗拉强度 Average tensile strength	每米长重 Weight per meter
	P		h2 max	T max	d2 min	d3 max	L max	Q <sub>min</sub>	Q <sub>0</sub>	q
	mm		mm	mm	mm	mm	mm	kN/bf	kN	kg/m
LF36	36.513	2×2	22.3	2.03	10.2	14.4	12.0	20.0/4496	25.0	0.85
LF36F2	36.513	2×2	24.0	2.50	9.5	14.9	15.0	30.0/6744	37.5	1.19
LF36F3	36.513	2×2	24.0	2.50	10.0	14.9	15.0	30.0/6744	37.5	1.16
LF36F4	36.513	2×2	23.6	2.60	8.2	11.0	16.6	15.0/3372	30.0	1.25
LF36F6	36.513	2×2	22.0	2.60	9.5	14.5	14.5	35.0/7868	37.5	1.15
LF36F7	36.513	2×2	22.4	2.60	9.6	13.0	14.7	31.0/6969	40.5	1.05
LF36F8	36.513	2×2	23.6	2.60	10.0	13.0	16.6	15.0/3372	30.0	1.25

# 堆高机用板式链

## Leaf chains for sky stacker



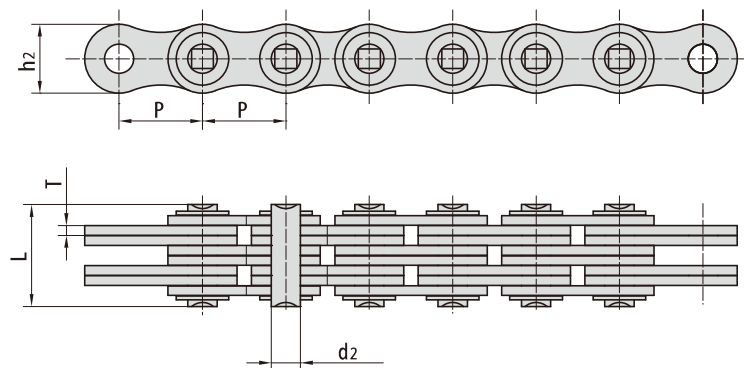
链板组合  
Plate bcing



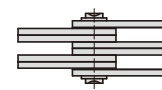
东华链号 Donghua Chain No.	节距 Pitch	链板组合 Plate bcing	链板高度 Plate depth	链板厚度 Plate thickness	销轴直径 Pin diameter	销轴长度 Pin length	抗拉强度 Tensile strength	平均抗拉强度 Average tensile strength	每米长重 Weight per meter
	P		h2 max	T max	d2 max	L max	Q <sub>min</sub> kn/bf	Q <sub>0</sub> kN	q kg/m
	mm		mm	mm	mm	mm			
LH 2044 (DG)	31.75	4×4	30.18	4.80	11.10	43.8	231.3/51996	254.4	7.60
LH 2066 (DG)	31.75	6×6	30.18	4.80	11.10	64.0	347.0/78008	380.0	11.65
LH 2444 (DG)	38.10	4×4	36.20	5.60	12.70	51.3	302.5/68002	332.8	10.30
LH 2466 (DG)	38.10	6×6	36.20	5.60	12.70	75.5	453.7/101992	475.0	11.52
LH 2488 (DG)	38.10	8×8	36.20	5.60	12.70	96.5	605.0/136004	665.5	21.60
LH 2844 (DG)	44.45	4×4	42.20	6.40	14.27	57.5	382.6/86008	400.0	14.12
LH 2846 (DG)	44.45	4×6	42.20	6.40	14.27	73.0	382.6/86009	400.0	17.63
LH 2866 (DG)	44.45	6×6	42.20	6.40	14.27	83.2	706.0/158709	810.0	21.09
LH 3234 (DG)	50.80	3×4	48.20	7.20	17.46	57.9	440.4/99002	506.0	15.49
LH 3244 (DG)	50.80	4×4	48.20	7.20	17.46	65.1	573.8/128990	602.0	17.67
LH 3246 (DG)	50.80	4×6	48.20	7.20	17.46	80.0	573.8/128990	602.0	22.20
LH 3266 (DG)	50.80	6×6	48.20	7.20	17.46	96.7	867.4/194991	911.0	26.70
LH 3288 (DG)	50.80	8×8	48.20	7.20	17.46	123.3	1156.5/259981	1214.0	35.00
LH 4044 (DG)	63.50	4×4	60.33	9.91	23.81	91.5	867.4/194992	954.1	31.60
LH 4066 (DG)	63.50	6×6	60.33	9.91	23.81	131.2	1301.1/292487	1496.0	48.10
LH 2466F2 (DG)	38.10	6×6	36.20	5.60	12.70	75.5	648.0/145670	710.0	11.52
LH 2488F4 (DG)	38.10	8×8	36.20	5.60	12.70	97.3	800.0/179840	880.0	21.69
LH 3266 (DGF1)	50.80	6×6	48.20	7.20	17.46	94.2	993.6/223361	1143.0	26.35
LH 3288 (DGF2)	50.80	8×8	48.20	7.20	17.46	124.5	1364.6/306774	1500.0	35.09
LH 3288F7 (DG)	50.80	8×8	48.20	7.20	17.46	127	1513.0/340122	1664.3	35.19
BL2088F2 (DG)	63.50	8×8	58.20	9.70	23.81	170.0	1734.8/389983	1995.0	56.74
LL2466 (DG)	38.10	6×6	33.40	5.00	14.63	67.4	510.0/114648	536.0	13.00
LL2866 (DG)	44.45	6×6	36.00	6.00	15.90	80.2	600.0/134880	660.0	16.31
LL4066 (DG)	63.50	6×6	52.70	8.00	22.89	106.5	1080.0/242793	1245.0	31.62
LL4088 (DG)	63.50	8×8	52.70	8.00	22.89	140.0	1400.0/314733	1650.0	42.10
LL2844 (DGF1)	44.45	4×4	36.00	6.00	15.90	54.7	400.0/89923	450.0	10.92
LL2866 (DGF1)	44.45	6×6	36.00	6.00	15.90	80.2	650.0/146120	715.0	16.20
LL3244F2 (DG)	50.80	4×4	43.10	6.00	17.76	55.0	520.0/116900	570.0	12.62
LL3244F6 (DG)	50.80	4×4	42.00	6.00	17.81	57.5	520.0/116900	570.0	12.35
LL3266F6 (DG)	50.80	6×6	42.00	6.00	17.81	81.7	780.0/175344	858.0	18.30
LL3266 (DGF1)	50.80	6×6	42.00	6.40	17.81	86.0	780.0/175344	858.0	19.53
LL3266F3 (DG)	50.80	6×6	43.10	6.00	17.76	79.9	780.0/178344	858.0	18.84
LL3288F6 (DG)	50.80	8×8	42.00	6.00	17.81	106.0	1040.0/233792	1144.0	24.30
LL3288 (DGF2)	50.80	8×8	42.00	6.40	17.81	112.0	1040.0/233792	1144.0	25.91
LL4088F2 (DG)	63.50	8×8	52.70	8.20	22.89	140.0	1440.0/323725	1670.0	42.39

## 堆高机用板式链

### Leaf chains for sky stacker



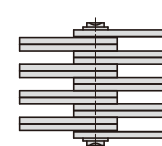
链板组合  
Plate bcing



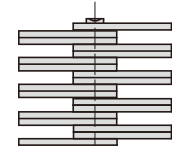
4×4



6×6



8×8



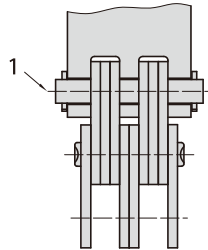
10×10

东华链号 Donghua Chain No.	节距 Pitch	链板组合 Plate bcing	链板高度 Plate depth	链板厚度 Plate thickness	销轴直径 Pin diameter	销轴长度 Pin length	抗拉强度 Tensile strength	平均抗拉强度 Average tensile strength	每米长重 Weight per meter
	P		h <sub>2</sub> max	T max	d <sub>2</sub> max	L max	Q <sub>min</sub> kN/bf	Q <sub>0</sub> kN	q kg/m
	mm		mm	mm	mm	mm			
LL3244 (DG)	50.80	4×4	42.00	6.40	17.81	65.0	520.0/116895	598.0	13.73
LL3266 (DG)		6×6				90.8	780.0/175344	897.0	19.94
LL3288 (DG)		8×8				117.0	1040.0/233792	1196.0	26.10
LL321010F10 (DG)	50.80	10×10	42.00	6.00	17.81	134.3	1300.0/292240	1430.0	30.89
LL4066F5 (DG)	63.50	6×6	52.70	8.00	22.89	112.7	1080.0/242794	1245.0	32.59
LL4088F4 (DG)	63.50	8×8	52.70	8.00	22.89	144.0	1400.0/314720	1540.0	42.38

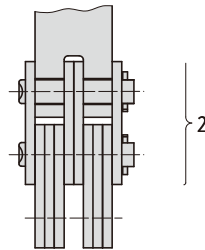
# LH系列板式链连接环

## Clevises for LH series leaf chains

外连接环  
Outside clevis

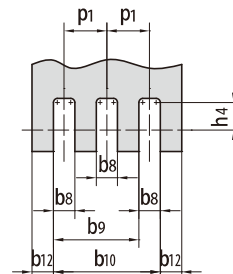


内连接环  
Inside clevis

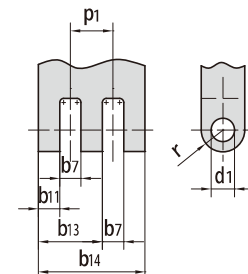


连接环形式  
Clevis type

外连接环  
Outside clevis



内连接环  
Inside clevis



连接环的尺寸代号  
Dimension symbols of clevis

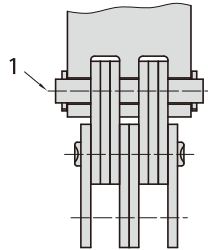
ISO 链号 ISO Chain No.	ANSI 链号 ANSI Chain No.	b7 mm	b8 mm	b9 mm	b10 mm	b11 max mm	b12 min mm	b13 max mm	b14 max mm	p1 nom mm	d1 min mm	h4 min mm	r max mm
LH0822	BL422	-	4.41	-	-	4.03	3.12	-	-	-	5.11	6.35	6.35
LH0823	BL423	-	6.53	-	-	6.05	3.12	-	-	-			
LH0834	BL434	2.21	4.33	10.68	-	4.03	3.12	10.20	-	6.35			
LH0844	BL444	4.41	4.41	12.89	-	4.03	3.12	12.25	-	8.47			
LH0846	BL446	4.41	6.53	17.12	-	6.05	3.12	16.32	-	10.59			
LH0866	BL466	4.41	4.41	12.89	21.36	4.03	3.12	12.25	20.47	8.47	5.98	7.92	7.92
LH1022	BL522	-	5.24	-	-	4.80	3.72	-	-	-			
LH1023	BL523	-	7.76	-	-	7.20	3.72	-	-	-			
LH1034	BL534	2.62	5.14	12.69	-	4.80	3.72	12.12	-	7.55			
LH1044	BL544	5.24	5.24	15.31	-	4.80	3.72	14.56	-	10.07			
LH1046	BL546	5.24	7.76	20.35	-	7.20	3.72	19.40	-	12.59	7.96	9.53	9.53
LH1066	BL566	5.24	5.24	15.31	25.38	4.80	3.72	14.56	24.31	10.07			
LH1222	BL622	-	6.96	-	-	6.41	4.95	-	-	-			
LH1223	BL623	-	10.31	-	-	9.61	4.95	-	-	-			
LH1234	BL634	3.48	6.83	16.88	-	6.41	4.95	16.18	-	10.05			
LH1244	BL644	6.96	6.96	20.36	-	6.41	4.95	19.43	-	13.40	9.56	12.70	12.70
LH1246	BL646	6.96	10.31	27.06	-	9.61	4.95	25.89	-	16.75			
LH1266	BL666	6.96	6.96	20.36	33.76	6.41	4.95	19.43	32.45	13.40			
LH1622	BL822	-	8.59	-	-	7.93	6.13	-	-	-			
LH1623	BL823	-	12.73	-	-	11.89	6.13	-	-	-			
LH1634	BL834	4.29	8.43	20.86	-	7.93	6.13	19.97	-	12.42	9.56	12.70	12.70
LH1644	BL844	8.59	8.59	25.15	-	7.93	6.13	23.98	-	16.56			
LH1646	BL846	8.59	12.73	33.43	-	11.89	6.13	31.96	-	20.70			
LH1666	BL866	8.59	8.59	25.15	41.71	7.93	6.13	23.98	40.04	16.56			

注：1-连接销轴 2-连接链节<sup>a</sup>  
 Note: 1-connecting pin 2-connecting link<sup>a</sup>  
<sup>a</sup>-连接链节应使用具有过盈配合的外链板  
<sup>a</sup>-the connecting link should be used with a press fit outer plate

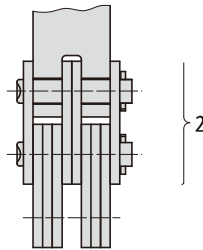
# LH系列板式链连接环

## Clevises for LH series leaf chains

外连接环  
Outside clevis

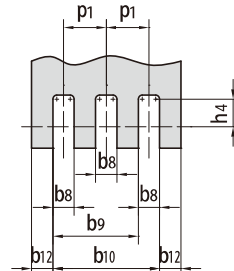


内连接环  
Inside clevis

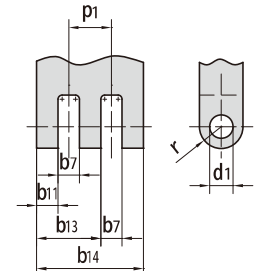


连接环形式  
Clevis type

外连接环  
Outside clevis



内连接环  
Inside clevis



连接环的尺寸代号  
Dimension symbols of clevis

ISO 链号 ISO Chain No.	ANSI 链号 ANSI Chain No.	b7	b8	b9	b10	b11 max	b12 min	b13 max	b14 max	p1 nom	d1 min	h4 min	r max
LH 2022	BL1022	-	10.26	-	-	9.48	7.35	-	-	-	11.14	15.88	15.88
LH 2023	BL1023	-	15.21	-	-	14.22	7.35	-	-	-			
LH 2034	BL1034	5.13	10.08	24.93	-	9.48	7.35	23.86	-	14.85			
LH 2044	BL1044	10.26	10.26	30.06	-	9.48	7.35	28.65	-	19.80			
LH 2046	BL1046	10.26	15.21	39.96	-	14.22	7.35	38.18	-	24.75			
LH 2066	BL1066	10.26	10.26	30.06	49.86	9.48	7.35	28.65	47.82	19.80	12.74	19.05	19.05
LH 2422	BL1222	-	12.05	-	-	11.16	8.66	-	-	-			
LH 2423	BL1223	-	17.87	-	-	16.74	8.66	-	-	-			
LH 2434	BL1234	6.02	11.84	29.31	-	11.16	8.66	28.05	-	17.46			
LH 2444	BL1244	12.05	12.05	35.33	-	11.16	8.66	33.68	-	23.28			
LH 2446	BL1246	12.05	17.87	46.97	-	16.74	8.66	44.89	-	29.10	14.31	22.23	22.23
LH 2466	BL1266	12.05	12.05	35.33	58.61	11.16	8.66	33.68	56.20	23.28			
LH 2822	BL1422	-	13.76	-	-	12.76	9.90	-	-	-			
LH 2823	BL1423	-	20.41	-	-	19.13	9.90	-	-	-			
LH 2834	BL1434	6.88	13.53	33.48	-	12.76	9.90	32.04	-	19.95			
LH 2844	BL1444	13.76	13.76	40.36	-	12.76	9.90	38.47	-	26.60	17.49	25.40	25.40
LH 2846	BL1446	13.76	20.41	53.66	-	19.13	9.90	51.28	-	33.25			
LH 2866	BL1466	13.76	13.76	40.36	66.97	12.76	9.90	38.47	64.18	26.60			
LH 3222	BL1622	-	15.65	-	-	14.53	11.28	-	-	-			
LH 3223	BL1623	-	23.22	-	-	21.80	11.28	-	-	-			
LH 3234	BL1634	7.82	15.40	38.11	-	14.53	11.28	36.48	-	22.71	23.83	31.75	31.75
LH 3244	BL1644	15.65	15.65	45.93	-	14.53	11.28	43.80	-	30.28			
LH 3246	BL1646	15.65	23.22	61.07	-	21.80	11.28	58.38	-	37.85			
LH 3266	BL1666	15.65	15.65	45.93	76.22	14.53	11.28	43.80	73.07	30.28			
LH 4022	BL2022	-	20.53	-	-	19.19	14.86	-	-	-			
LH 4023	BL2023	-	30.49	-	-	28.78	14.86	-	-	-	23.83	31.75	31.75
LH 4034	BL2034	10.27	20.23	50.11	-	19.19	14.86	48.11	-	29.88			
LH 4044	BL2044	20.53	20.53	60.37	-	19.19	14.86	57.76	-	39.84			
LH 4046	BL2046	20.53	30.49	80.30	-	28.78	14.86	76.99	-	49.80			
LH 4066	BL2066	20.53	20.53	60.37	100.22	19.19	14.86	57.76	96.33	39.84			

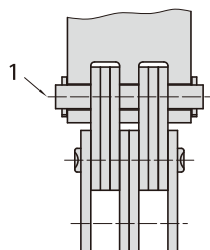
注: 1-连接销轴 2-连接链节<sup>a</sup>  
Note: 1-connecting pin 2-connecting link<sup>a</sup>

a-连接链节应使用具有过盈配合的外链板  
a- the connecting link should be used with a press fit outer plate

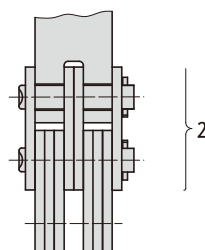
# LL系列板式链连接环

## Clevises for LL series leaf chains

外连接环  
Outside clevis

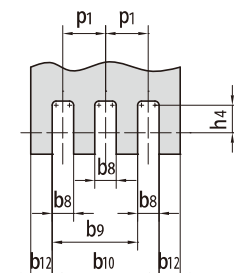


内连接环  
Inside clevis

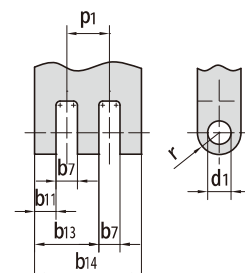


连接环形式  
Clevis type

外连接环  
Outside clevis



内连接环  
Inside clevis



连接环的尺寸代号  
Dimension symbols of clevis

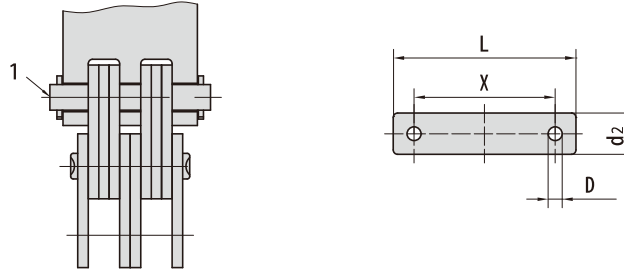
ISO 链号 ISO Chain No.	b7	b8	b9	b10	b11 max	b12 min	b13 max	b14 max	p1 nom	d1 min	h4 min	r max
	mm	mm	mm	mm	mm	mm	mm	mm	mm	mm	mm	mm
LL0822	-	3.35	-	-	2.97	2.33	-	-	-	-	-	-
LL0844	3.35	3.35	9.71	-	2.97	2.33	9.07	-	6.35	4.46	6.00	6.35
LL0866	3.35	3.35	9.71	16.06	2.97	2.33	9.07	15.17	6.35	-	-	-
LL1022	-	3.58	-	-	3.14	2.48	-	-	-	-	-	-
LL1044	3.58	3.58	10.33	-	3.14	2.48	9.58	-	6.75	5.09	8.00	7.92
LL1066	3.58	3.58	10.33	17.08	3.14	2.48	9.58	16.01	6.75	-	-	-
LL1222	-	4.16	-	-	3.61	2.85	-	-	-	-	-	-
LL1244	4.16	4.16	11.96	-	3.61	2.85	11.03	-	7.80	5.73	9.00	9.52
LL1266	4.16	4.16	11.96	19.76	3.61	2.85	11.03	18.45	7.80	-	-	-
LL1622	-	6.81	-	-	6.15	4.80	-	-	-	-	-	-
LL1644	6.81	6.81	19.81	-	6.15	4.80	18.64	-	13.00	8.30	12.00	12.70
LL1666	6.81	6.81	19.81	32.81	6.15	4.80	18.64	31.14	13.00	-	-	-
LL2022	-	7.86	-	-	7.08	5.55	-	-	-	-	-	-
LL2044	7.86	7.86	22.86	-	7.08	5.55	21.45	-	15.00	10.21	14.00	15.88
LL2066	7.86	7.86	22.86	37.86	7.08	5.55	21.45	35.82	15.00	-	-	-
LL2422	-	10.91	-	-	10.02	7.80	-	-	-	-	-	-
LL2444	10.91	10.91	31.91	-	10.02	7.80	30.26	-	21.00	14.65	18.00	19.05
LL2466	10.91	10.91	31.91	52.91	10.02	7.80	30.26	50.50	21.00	-	-	-
LL2822	-	13.46	-	-	12.46	9.68	-	-	-	-	-	-
LL2844	13.46	13.46	39.46	-	12.46	9.68	37.57	-	26.00	15.92	20.00	22.20
LL2866	13.46	13.46	39.46	65.47	12.46	9.68	37.57	62.68	26.00	-	-	-
LL3222	-	13.51	-	-	12.39	9.68	-	-	-	-	-	-
LL3244	13.51	13.51	39.51	-	12.39	9.68	37.38	-	26.00	17.83	23.00	25.40
LL3266	13.51	13.51	39.51	65.52	12.39	9.68	37.38	62.37	26.00	-	-	-
LL4022	-	17.21	-	-	15.87	12.38	-	-	-	-	-	-
LL4044	17.21	17.21	50.41	-	15.87	12.38	47.80	-	33.20	22.91	28.00	31.75
LL4066	17.21	17.21	50.41	83.62	15.87	12.38	47.80	79.73	33.20	-	-	-
LL4822	-	21.41	-	-	19.84	15.45	-	-	-	-	-	-
LL4844	21.41	21.41	62.82	-	19.84	15.45	59.72	-	41.40	29.26	34.00	38.10
LL4866	21.41	21.41	62.82	104.20	19.84	15.45	59.72	99.60	41.40	-	-	-

注：1-连接销轴 2-连接链节<sup>a</sup>  
Note: 1-connecting pin 2-connecting link<sup>a</sup>

<sup>a</sup>-连接链节应使用具有过盈配合的外链板  
<sup>a</sup>-the connecting link should be used with a press fit outer plate

## LH系列板式链连接销轴 Clevises pin (LH series)

连接销轴  
Connecting pin

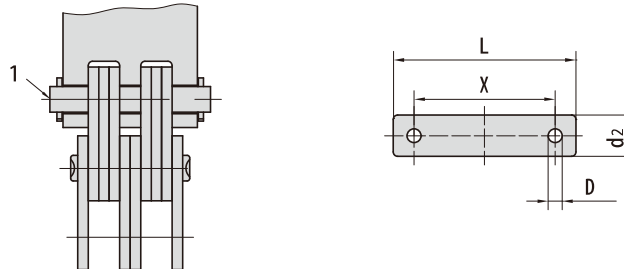


ISO 链号 ISO Chain No.	ANSI 链号 ANSI Chain No.	孔距 Width between holes	销轴长度 Pin length	销轴直径 Pin diameter	孔径 Hole diameter
		X min	L max	d2 max	D
		mm	mm	mm	mm
LH0822	BL422	10.8	17.2	5.08	1.6
LH0823	BL423	12.9	19.3		
LH0834	BL434	17.0	23.4		
LH0844	BL444	19.2	25.6		
LH0846	BL446	23.5	29.9		
LH0866	BL466	27.7	34.1	5.94	2.0
LH1022	BL522	12.8	20.8		
LH1023	BL523	15.3	23.3		
LH1034	BL534	20.2	28.2		
LH1044	BL544	22.9	30.9		
LH1046	BL546	27.9	35.9	7.92	3.2
LH1066	BL566	32.9	40.9		
LH1222	BL622	17.0	29.8		
LH1223	BL623	20.3	33.1		
LH1234	BL634	26.9	39.7		
LH1244	BL644	30.4	43.2	9.53	3.2
LH1246	BL646	37.1	49.9		
LH1266	BL666	43.8	56.6		
LH1622	BL822	21.0	33.8		
LH1623	BL823	25.1	37.9		
LH1634	BL834	33.2	46.0	11.10	4.0
LH1644	BL844	37.5	50.3		
LH1646	BL846	45.8	58.6		
LH1666	BL866	54.1	66.9		
LH2022	BL1022	25.1	41.1		
LH2023	BL1023	30.0	46.0	11.10	4.0
LH2034	BL1034	39.7	55.7		
LH2044	BL1044	44.9	60.9		
LH2046	BL1046	54.8	70.8		
LH2066	BL1066	64.7	80.7		

# LH系列板式链连接销轴

## Clevises pin (LH series)

连接销轴  
Connecting pin

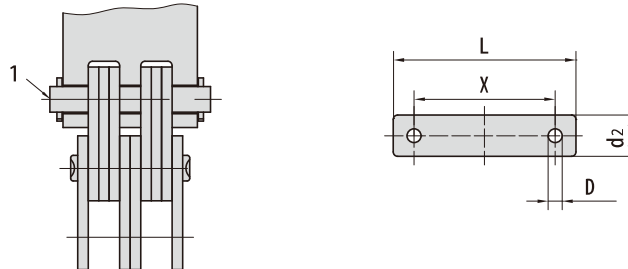


ISO 链号 ISO Chain No.	ANSI 链号 ANSI Chain No.	孔距 Width between holes	销轴长度 Pin length	销轴直径 Pin diameter	孔径 Hole diameter
		X min	L max	d2 max	D
		mm	mm	mm	mm
LH 2422	BL1222	29.5	45.5	12.70	4.0
LH 2423	BL1223	35.3	51.3		
LH 2434	BL1234	46.7	62.7		
LH 2444	BL1244	52.8	68.8		
LH 2446	BL1246	64.4	80.4		
LH 2466	BL1266	76.0	92.0		
LH 2822	BL1422	33.7	49.7	14.27	4.0
LH 2823	BL1423	40.3	56.3		
LH 2834	BL1434	53.4	69.4		
LH 2844	BL1444	60.3	76.3		
LH 2846	BL1446	73.6	89.6		
LH 2866	BL1466	86.9	102.9		
LH 3222	BL1622	38.3	58.3	17.46	5.0
LH 3223	BL1623	45.9	65.9		
LH 3234	BL1634	60.8	80.8		
LH 3244	BL1644	68.6	88.6		
LH 3246	BL1646	83.7	103.7		
LH 3266	BL1666	98.9	118.9		
LH 4022	BL2022	50.4	70.4	23.81	5.0
LH 4023	BL2023	60.3	80.3		
LH 4034	BL2034	79.9	99.9		
LH 4044	BL2044	90.2	110.2		
LH 4046	BL2046	110.1	130.1		
LH 4066	BL2066	130.0	150.0		



## LL系列板式链连接销轴 Clevises pin (LL series)

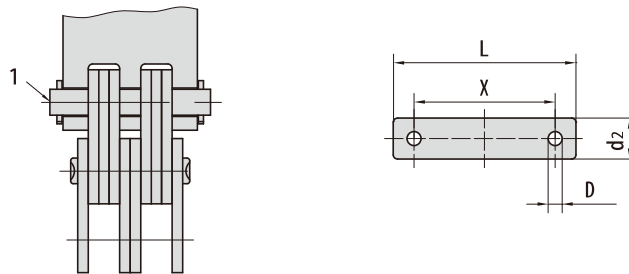
连接销轴  
Connecting pin



ISO 链号 ISO Chain No.	孔距 Width between holes	销轴长度 Pin length	销轴直径 Pin diameter	孔径 Hole diameter
	X min	L max	d2 max	D
	mm	mm	mm	mm
LL0822	8.1	14.5	4.45	1.6
LL0844	14.5	20.9		
LL0866	20.8	27.2		
LL1022	8.6	15.0	5.08	1.6
LL1044	15.4	21.8		
LL1066	22.1	28.5		
LL1222	10.0	18.0	5.72	2.0
LL1244	17.8	25.8		
LL1266	25.6	33.6		
LL1622	16.5	29.3	8.28	3.2
LL1644	29.5	42.3		
LL1666	42.5	55.3		
LL2022	19.1	31.9	10.19	3.2
LL2044	34.1	46.9		
LL2066	49.1	61.9		
LL2422	26.6	42.6	14.63	4.0
LL2444	47.6	63.6		
LL2466	68.6	84.6		
LL2822	32.9	48.9	15.90	4.0
LL2844	58.9	74.9		
LL2866	84.9	100.9		
LL3222	33.0	53.0	17.81	5.0
LL3244	59.0	79.0		
LL3266	85.0	105.0		
LL4022	42.1	67.3	22.89	6.3
LL4044	75.3	100.5		
LL4066	108.5	133.7		
LL4822	52.4	77.6	29.24	6.3
LL4844	93.8	119.0		
LL4866	135.2	160.4		

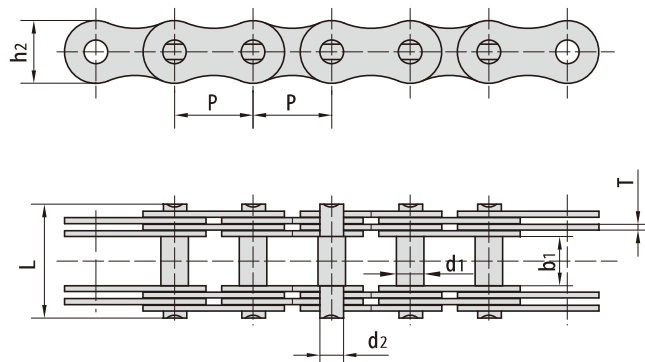
## LL系列板式链连接销轴 Clevises pin (LL series)

连接销轴  
Connecting pin

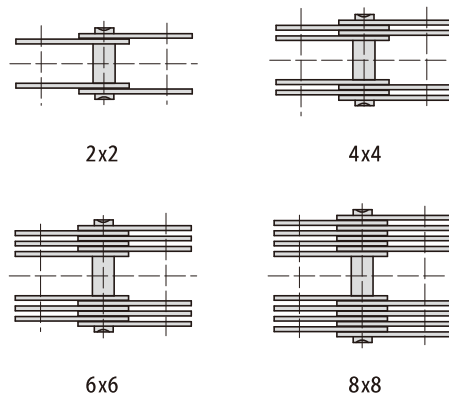


东华链号 Donghua Chain No.	孔距 Width between holes	销轴长度 Pin length	销轴直径 Pin diameter	孔径 Hole diameter
	X <sub>min</sub>	L <sub>max</sub>	d2 <sub>max</sub>	D
	mm	mm	mm	mm
LL2466 (DG)	67.7	85.0	14.63	5.0
LL2844 (DGF1)	66.0	83.4	15.90	5.0
LL2866 (DG)	73.6	90.8		5.0
LL3266 (DGF1)	85.7	104.0	17.81	5.0
LL3288 (DGF2)	117.0	134.0		5.0
LL3244F2 (DG)	73.2	90.2		4.7
LL3266F6 (DG)	85.7	104.0		5.0
LL4066 (DG)	104.3	125.3	22.89	6.3
LL4088F2 (DG)	169.0	195.0		6.0

# 多板销轴链 Gall's chains



链板组合  
Plate lacing

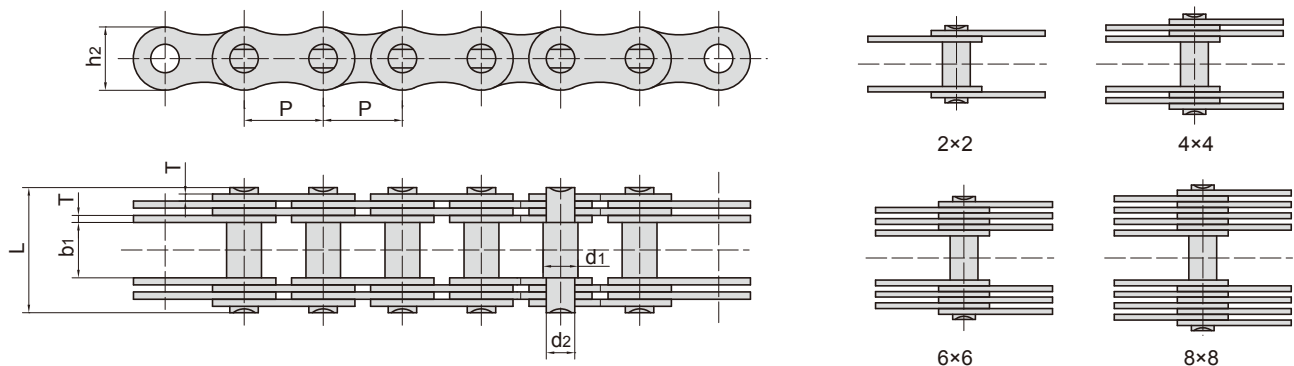


东华链号 Donghua Chain No.	节距 Pitch	内节内宽 Width between inner plates	链板组合 Plate lacing	销轴直径 Pin diameter		销轴长度 Pin length	链板高度 Plate depth	链板厚度 Plate thickness	抗拉强度 Tensile strength	每米长重 Weight per meter
	P	b <sub>1</sub> mm		d <sub>1</sub> max	d <sub>2</sub> max	L max	h <sub>2</sub> max	T max	Q min	q
	mm	mm		mm	mm	mm	mm	mm	kN/bf	kg/m
MP15	15	12	2×2	5	4	25	12	2.03	5.0/1125	0.7
MP20	20	15	2×2	8	6	28	15	2.03	12.5/2812	1.1
MP25	25	18	2×2	10	8	36	18	3.00	25.0/5624	1.8
MP30	30	20	4×4	11	9	51	20	3.00	40.0/8999	3.4
MP35	35	22	4×4	12	10	53	26	3.00	60.0/13498	4.5
MP40	40	25	4×4	14	12	58	32	3.00	80.0/17998	5.0
MP45	45	30	4×4	17	14	63	35	3.00	100.0/22497	7.0
MP50	50	35	4×4	22	18	90	40	4.50	150.0/33746	11.3
MP55	55	40	4×4	24	21	108	42	6.00	200.0/44994	14.5
MP60	60	45	4×4	26	23	114	46	6.00	250.0/56243	17.1
MP70	70	50	6×6	32	28	148	55	6.00	375.0/84364	34.0
MP80	80	60	6×6	36	32	159	60	6.00	500.0/112486	39.0
MP90	90	70	6×6	40	36	184	70	7.00	750.0/168728	53.0
MP100	100	80	8×8	45	40	224	80	7.00	1000.0/224972	77.0
MP110	110	90	8×8	50	45	236	90	7.00	1250.0/281215	90.0
MP120	120	100	8×8	55	50	262	100	8.00	1500.0/337458	112.0

# 多板销轴链

## Gall's chains

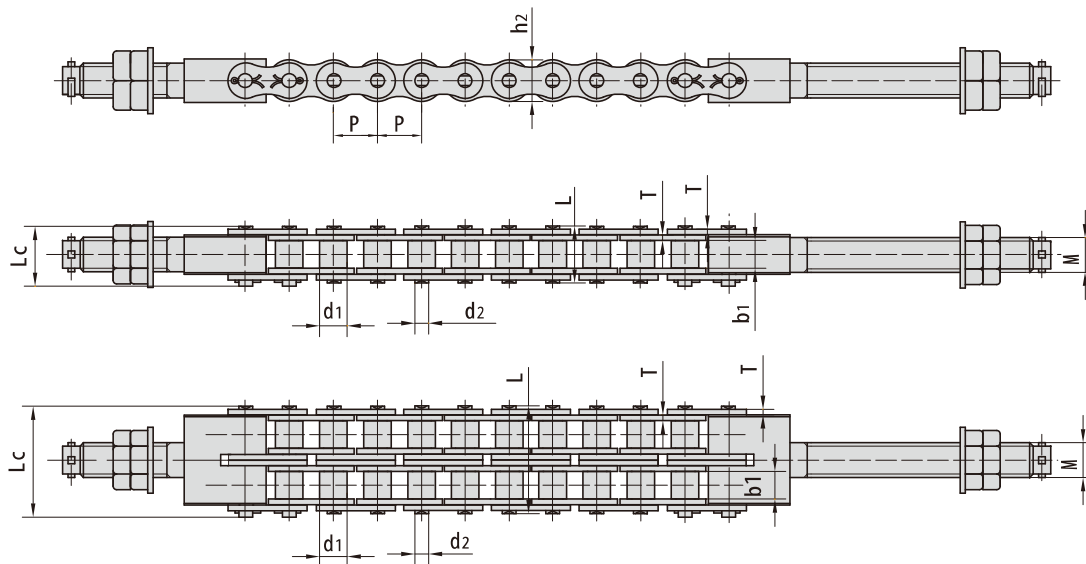
链板组合  
Plate bcing



东华链号 Donghua Chan No.	节距 Pitch	内节内宽 Width between innerplates	链板组合 Plate bcing	销轴直径 Pin diameter		销轴长度 Pin length	链板高度 Plate depth	链板厚度 Plate thickness	抗拉强度 Tensile strength	每米长重 Weight per meter
	P	b1 min		d1 max	d2 max	L max	h2 max	T max	Q min	q
	mm	mm		mm	mm	mm	mm	mm	kN/bf	kg/m
LF30	30.0	16.5	2×2	6.0	5.00	27.7	15.7	2.03	20.0/4496	0.72
M P 50F2	50.0	38.0	6×6	22.0	18.00	85.0	40.0	3.00	250.0/56202	11.11
M P 50.8	50.8	36.0	6×6	22.0	17.81	85.4	42.0	3.25	200.0/44961	11.90
M P 70F1	70.0	21.0	2×2	16.5	14.00	51.5	30.5	6.00	145.0/32597	4.16
M P 70F2	70.0	50.0	8×8	32.0	28.00	158.0	55.0	5.00	375.0/84303	44.00
M P 70F3	70.0	52.0	8×8	32.0	28.00	160.0	55.0	5.00	375.0/84303	31.62
M P 80F1	80.0	60.0	8×8	36.0	32.00	170.0	60.0	5.00	500.0/112404	35.32
*M P 90F2	90.0	60.4	6×6	40.0	37.00	182.0	70.0	8.00	700.0/157366	52.70
*M P 90F1	90.0	60.0	4×4	36.0	32.00	146.0	60.0	8.00	600.0/134885	32.22
*M P 110F1	110.0	90.0	8×8	50.0	45.00	239.0	90.0	7.00	1250.0/281011	87.50

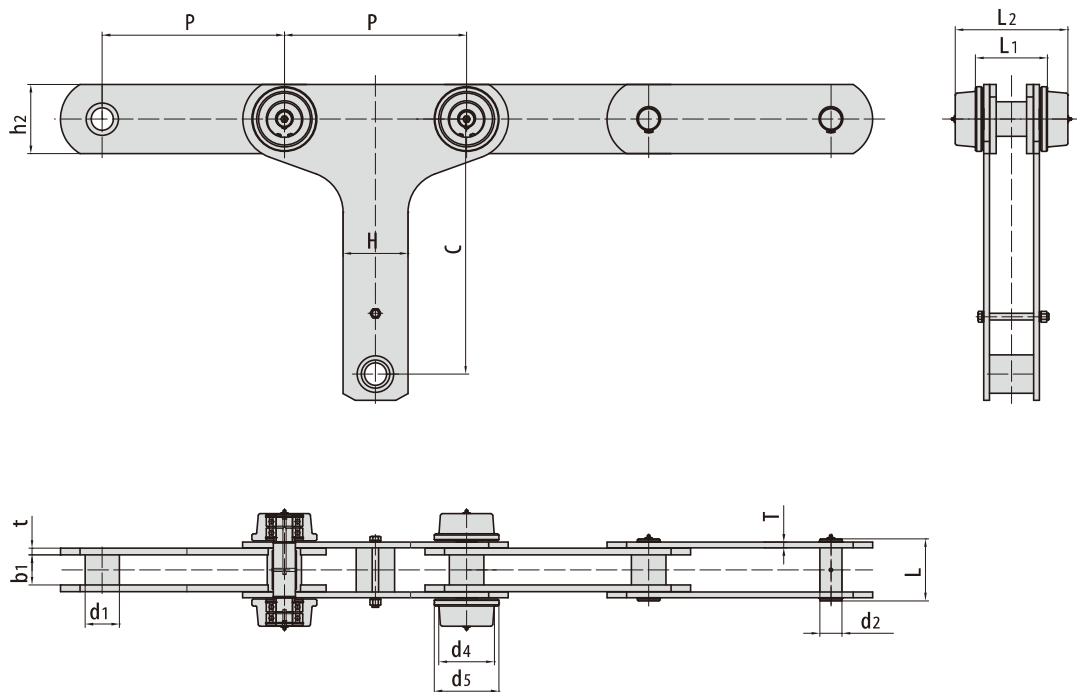
注：\*表示链板为直边形，销轴两端带垫圈  
Note: \*means straight link plate, both end of pin with washer

# 停车库链条 Car parking chains



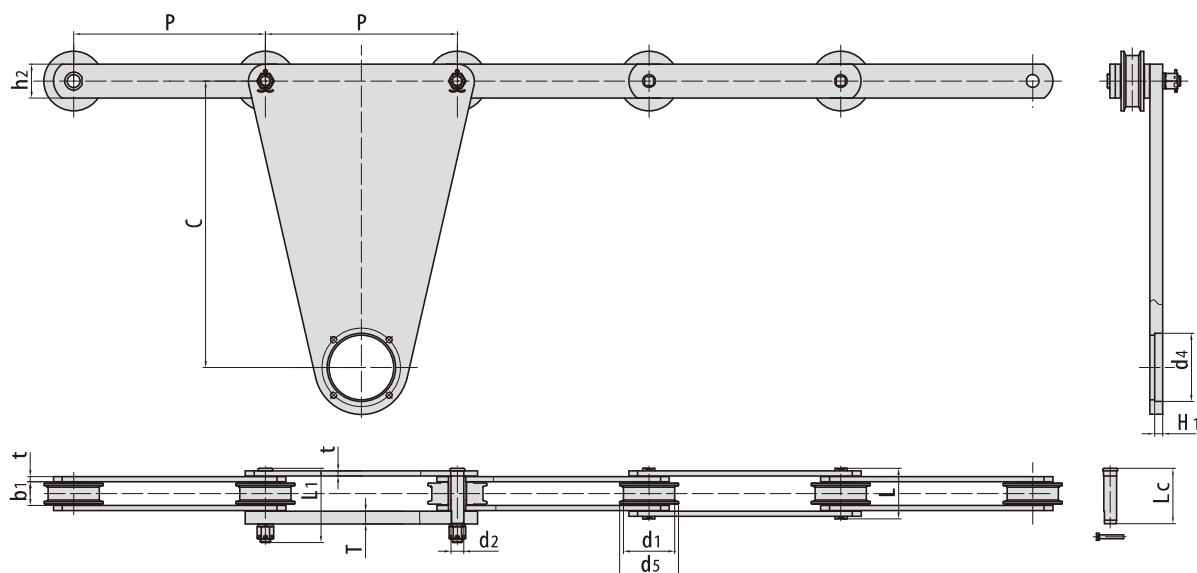
东华链号 Donghua Chain No.	节距 Pitch	滚子直径 Roller diameter	内节内宽 Width between inner plates	销轴直径 Pin diameter	销轴长度 Pin length		内链板高度 Inner plate depth	链板厚度 Plate thickness	螺栓规格 Bolt type	抗拉强度 Tensile strength	平均抗拉强度 Average tensile strength	每米长重 Weight per meter
	P	d1 max	b1 min	d2 max	L max	Lc max	h2 max	T max	M	Q min	Q0	q
	mm	mm	mm	mm	mm	mm	mm	mm	mm	kN/bf	kN	kg/m
16ALT-1	25.40	15.88	15.75	7.92	32.7	36.5	24.0	3.25	M 20	71.55/16261	81.8	2.60
16ALT-2	25.40	15.88	15.75	7.92	62.7	65.8	24.0	3.25	M 20	143.10/32523	166.3	5.15
20ALT-1	31.75	19.05	18.90	9.53	40.4	44.7	30.0	4.00	M 24	107.85/24511	118.6	3.91
20ALT-2	31.75	19.05	18.90	9.53	76.4	80.5	30.0	4.00	M 24	215.70/49023	234.4	7.80
20ALT-3	31.75	19.05	18.90	9.53	112.2	116.3	30.0	4.00	M 24	323.55/73534	351.6	11.77
24ALT-1	38.10	22.23	25.22	11.10	50.3	54.3	35.7	4.80	M 30	149.20/330909	161.1	5.62
24ALT-2	38.10	22.23	25.22	11.10	95.8	99.7	35.7	4.80	M 30	298.40/67818	322.2	11.70

## 停车库链条 Car parking chains



东华链号 Donghua Chain No.	节距 Pitch	套筒直径 Boush diameter	滚子直径 Roller diameter		内节内宽 Width between inner plates	销轴直径 Pin diameter	销轴长度 Pin length	链板高度 Plate depth	链板厚度 Plate thickness	附件尺寸 Attachment dimension				抗拉强度 Tensile strength
	P	d1 max	d4 min	d5 min	b1	d2 max	L max	h2	t/T	C	H	L1	L2	Q min
	mm	mm	mm	mm	mm	mm	mm	mm	mm	mm	mm	mm	mm	kN/bf
P450F1	450.0	85.0	137.0	158.0	75	55	153	171	16/14	630	160	178	278	1800/404640
P450F2	450.0	85.0	136.5	180.0	75	55	174	171	16/14	675	170	166	282	1764/396547
P450F4	450.0	85.0	136.5	180.0	75	55	174	171	16/14	630	160	166	282	1764/396547

# 停车库链条 Car parking chains



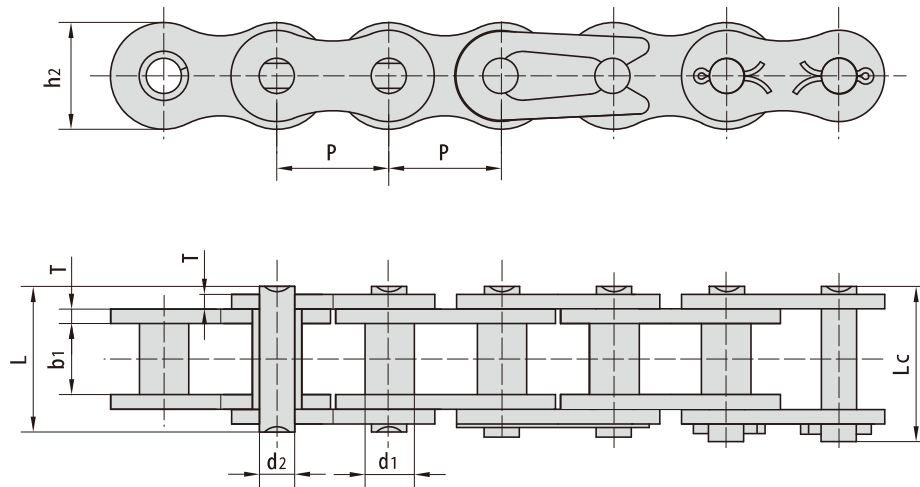
东华链号 Donghua Chain No.	节距	滚子直径		内节内宽	销轴直径	销轴长度			链板高度	链板厚度	附件尺寸			抗拉强度
	Pitch	Roller diameter		Width between inner plates	Pin diameter	Pin length			Plate depth	Plate thickness	Attachment dimension			Tensile strength
	p	d1 max	d5 min	b1	d2 max	L max	Lc max	L1 max	h2	t/T	C	d4	H1	Q min
	mm	mm	mm	mm	mm	mm	mm	mm	mm	mm	mm	mm	mm	kN/bf
P 450F5	450	120	138	56	30	120	130	174	80	12.0/30.0	672	160	19	450.0/101160
P 450F6	450	120	140	84	36	150	159	210	100	12.0/30.0	672	160	19	800.0/179840
P 450F13	450	120	140	84	36	150	159	210	100	12.0/30.0	675	135	13	800.0/179840
*P 460F1	460	118	138	51	36	—	134.5	173.5	90	14.0/20.0	665	110.4	—	650.0/146120
P 460F2	460	120	140	84	36	150	159	202	100	12.0/25.0	675	135	13	800.0/179840
P 460F3	460	130	144	60	36	126	135	185	100	12.0/30.0	650	110	—	800.0/179840
P 460F5	460	100	119	55	30	118	130	160	75	12.0/20.0	570	107	—	650.0/146120

\*滚轮内带轴承

\*With bearing inside roller

## 无滚子提升链

### Rollerless hoisting chains



东华链号 Donghua Chain No.	节距 Pitch	套筒直径 Bush diameter	内节内宽 Width between inner plates	销轴直径 Pin diameter	销轴长度 Pin length		内链板高度 Inner plate depth	链板厚度 Plate thickness	抗拉强度 Tensile strength	平均抗拉强度 Average tensile strength	每米长重 Weight per meter
	P	$d_1$ max	$b_1$ min	$d_2$ max	L max	$L_c$ max	$h_2$ max	T max	Q min	$Q_0$	q
	mm	mm	mm	mm	mm	mm	mm	mm	kN/bf	kN	kg/m
45-1	12.700	5.63	7.85	3.96	16.6	17.8	12.00	1.50	14.10/3205	17.5	0.54
55-1	15.875	7.03	9.40	5.08	20.7	22.2	15.09	2.03	22.20/5045	29.4	0.83
65-1	19.050	8.33	12.57	5.94	25.9	27.7	18.00	2.42	31.80/7227	41.5	1.22
85-1	25.400	11.10	15.75	7.92	32.7	35.0	24.00	3.25	56.70/12886	69.4	2.16
105-1	31.750	13.60	18.90	9.53	40.4	44.7	30.00	4.00	88.50/20114	109.2	3.31
125-1	38.100	15.60	25.22	11.10	50.3	54.3	35.70	4.80	127.00/28864	156.3	4.97
145-1	44.450	18.00	25.22	12.70	54.4	59.0	41.00	5.60	172.40/39182	212.0	6.50
165-1	50.800	20.00	31.55	14.27	64.8	69.6	47.80	6.40	226.80/51545	278.9	8.70





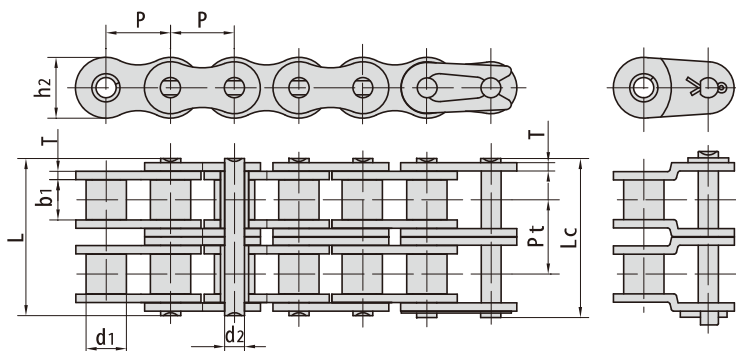
# 农机链

## AGRICULTURAL CHAINS



## 旋耕机链

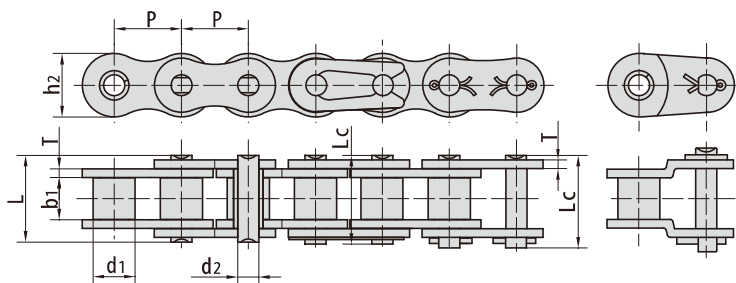
### Rotary cultivator chains



东华链号 Donghua Chain No.	节距 Pitch	滚子直径 Roller diameter	内节内宽 Width between inner plates	销轴直径 Pin diameter	销轴长度 Pin length		内链板高度 Inner plate depth	链板厚度 Plate thickness	排距 Transverse pitch	抗拉强度 Tensile strength	平均抗拉强度 Average tensile strength	每米长重 Weight per meter
	P	d1 max	b1 min	d2 max	L max	Lc max	h2 max	T max	Pt	Q min	Q0	q
	mm	mm	mm	mm	mm	mm	mm	mm	mm	kN/bf	kN	kg/m
08B-2	12.70	8.51	7.75	4.45	31.2	32.2	11.8	1.60	13.92	32.0/7273	38.7	1.34
12A-2	19.05	11.91	12.57	5.94	48.8	50.5	18.0	2.42	22.78	63.6/14455	82.1	2.92
60H-2	19.05	11.91	12.57	5.94	55.3	57.1	18.0	3.25	26.11	63.6/14455	84.5	3.71
60HSP-2	19.05	11.91	12.57	5.94	55.3	57.1	18.0	3.25	26.11	96.1/21605	112.0	3.97

## 农机传动箱用链条

### Chains for transmission case of agricultural machinery



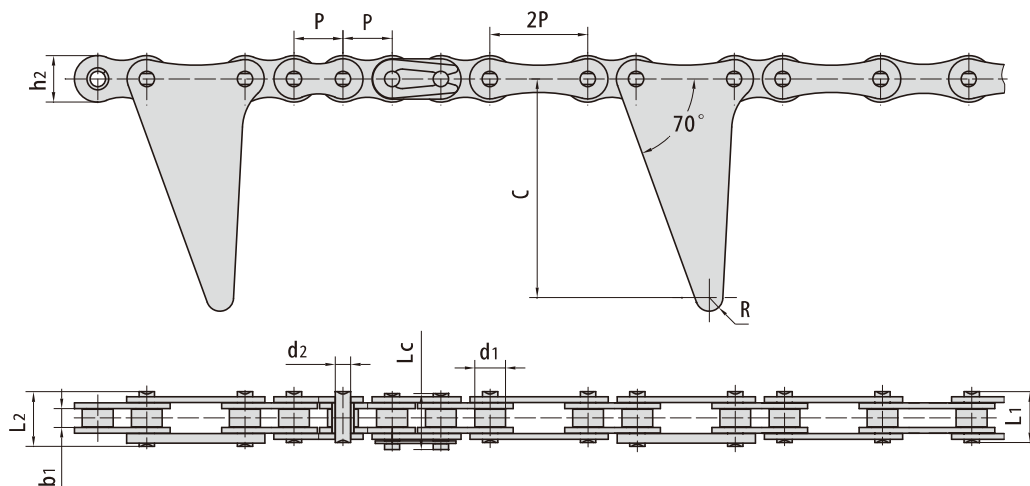
东华链号 Donghua Chain No.	节距 Pitch	滚子直径 Roller diameter	内节内宽 Width between inner plates	销轴直径 Pin diameter	销轴长度 Pin length		内链板高度 Inner plate depth	链板厚度 Plate thickness	抗拉强度 Tensile strength	平均抗拉强度 Average tensile strength	每米长重 Weight per meter
	P	d1 max	b1 min	d2 max	L max	Lc max	h2 max	T max	Q min	Q0	q
	mm	mm	mm	mm	mm	mm	mm	mm	kN/bf	kN	kg/m
35HF2	9.525	5.08	4.77	3.58	15.52	—	9.00	2.03	9.0/2023	9.9	0.52
420T	12.700	7.77	6.25	3.96	14.70	—	12.00	1.50	18.62/4186	20.5	0.55
520	15.875	10.16	6.25	5.08	17.50	—	15.09	2.03	29.40/6610	32.3	0.96
520HF2	15.875	10.22	6.25	5.30	19.30	—	15.30	2.42	35.00/7869	38.5	1.25
520HF3	15.875	10.22	6.25	5.30	19.80	—	15.30	2.80/2.42	40.00/8993	44.0	1.36
520HF4	15.875	10.16	6.25	5.08	19.30	20.80	15.09	2.42	26.50/5958	29.2	1.10
520HF6	15.875	10.22	6.25	5.30	19.30	—	15.30	2.42	40.00/8993	44.0	1.25
*P22.225F3-B	22.225	15.60	14.60	9.00	36.30	38.00	23.50	4.80/4.00	75.00/16862	82.5	3.75
*16BF26	25.400	15.88	16.00	10.00	42.50	44.20	26.80	5.60/4.80	80.00/17986	88.0	4.66

\*套筒链：表中滚子直径d1为套筒直径

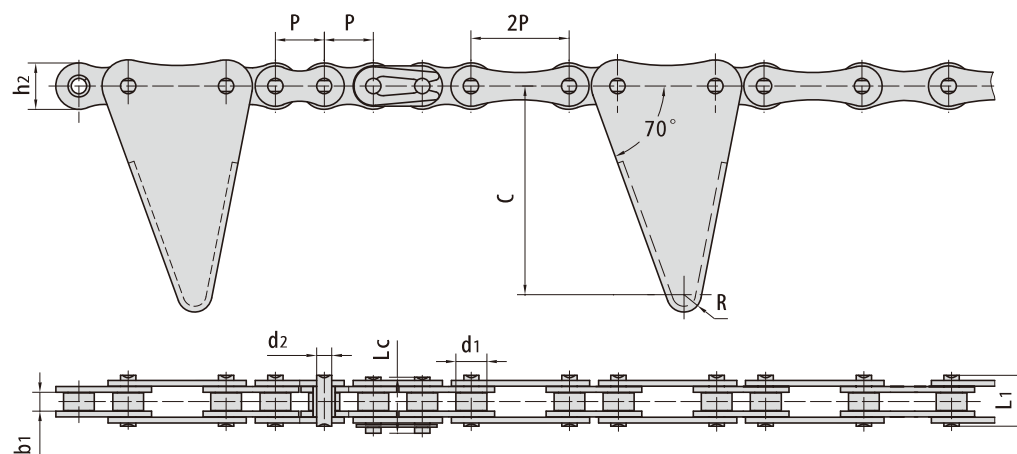
\*Bush chain d1 in the table indicates the external diameter of the bush

## 联合收割机链 Combine chains

■ 208AF2



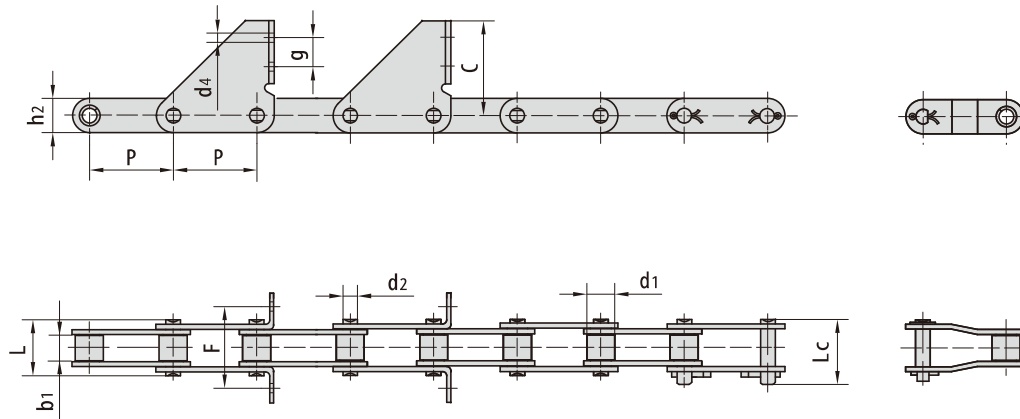
■ 208AF3



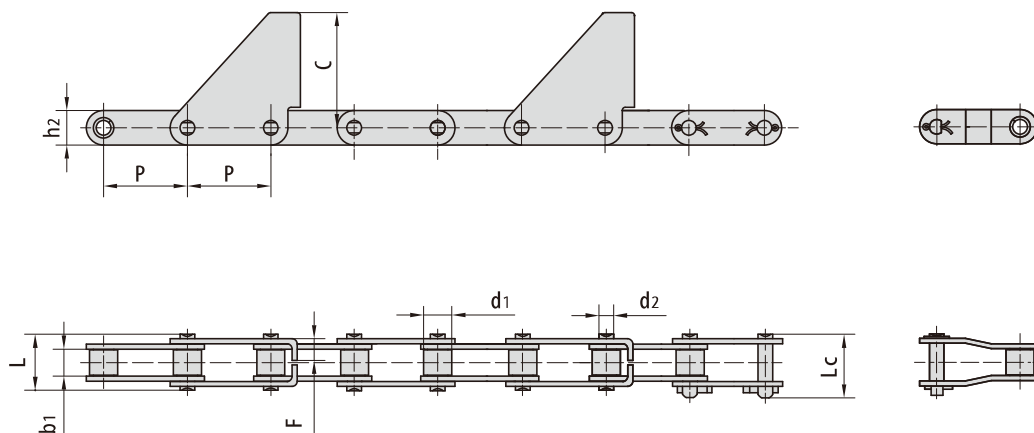
东华链号 Donghua Chain No.	节距 Pitch	滚子直径 Roller diameter	内节内宽 Width between inner plates	销轴直径 Pin diameter	销轴长度 Pin length			内链板高度 Inner plate depth	附板尺寸 Attachment dimension		抗拉强度 Tensile strength	平均抗拉强度 Average tensile strength
	P	d1 max	b1 min	d2 max	L1 max	L2 max	Lc max	h2 max	C	R	Q min	Q <sub>0</sub>
	mm	mm	mm	mm	mm	mm	mm	mm	mm	mm	kN/bf	kN
208AF2	12.7	7.95	4.80	3.96	13.1	14.7	14.5	12.0	56.5	3.5	13.8/3136	16.0
208AF3	12.7	7.95	4.80	3.96	13.1	-	14.5	12.0	60.5	4.5	13.8/3136	16.0
208AF3A	12.7	7.95	7.85	3.96	16.6	-	17.8	12.0	60.5	4.5	13.8/3136	16.0

## 联合收割机链 Combine chains

■ C 210AF1

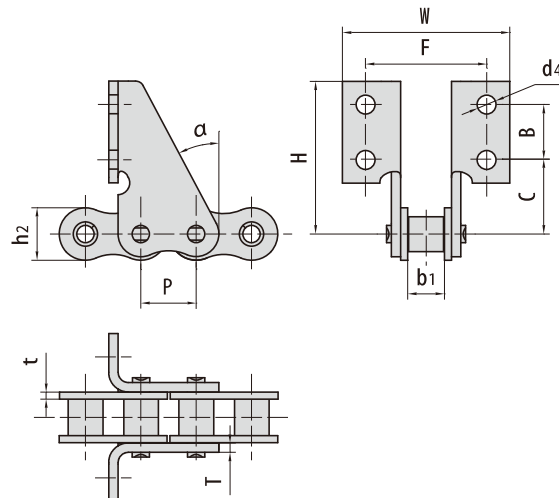


■ C 212AF1

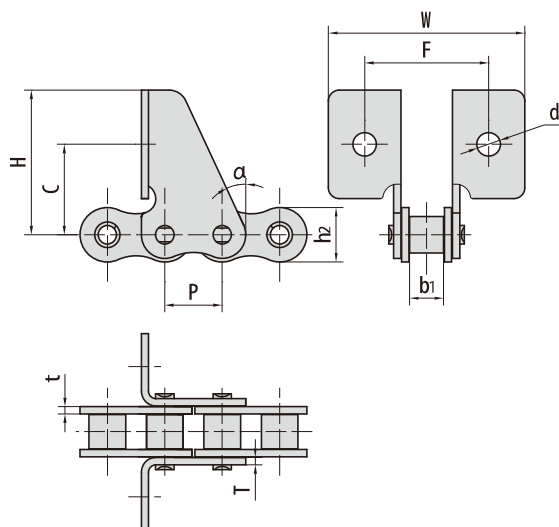


东华链号 Donghua Chain No.	节距 Pitch	滚子直径 Roller diameter	内节内宽 Width between inner plates	销轴直径 Pin diameter	销轴长度 Pin length		内链板高度 Inner plate depth	附板尺寸 Attachment dimension				抗拉强度 Tensile strength	平均抗拉强度 Average tensile strength
	P	d <sub>1</sub> max	b <sub>1</sub> min	d <sub>2</sub> max	L max	L <sub>c</sub> max	h <sub>2</sub> max	F	C	d <sub>4</sub>	g	Q <sub>min</sub>	Q <sub>0</sub>
	mm	mm	mm	mm	mm	mm	mm	mm	mm	mm	mm	kN/bf	kN
C 210AF1	31.75	10.16	9.40	5.08	20.7	23.3	15.0	35.20	54.0	7.0	23.0	21.8/4955	28.5
C 212AF1	38.10	11.91	12.57	5.94	25.9	28.3	18.0	10.92	56.0	-	-	31.1/7068	38.7

# 联合收割机链 Combine chains



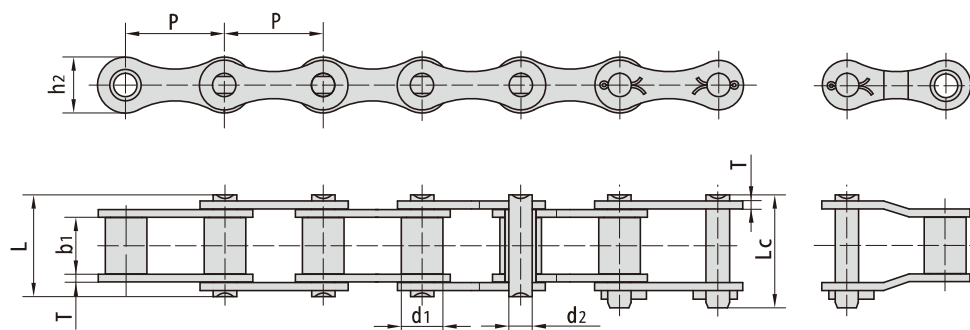
东华链号 Donghua Chain No.	P	h <sub>2</sub>	b <sub>1</sub>	F	W	B	C	H	d <sub>4</sub>	t	T	α
	mm	mm	mm	mm	mm	mm	mm	mm	mm	mm	mm	
12ASD	19.05	18.00	12.57	44.00	58.00	19.00	25.50	52.50	6.5	2.42	2.42	28°
12ASDF3	19.05	18.00	12.57	42.00	56.00	19.00	25.50	52.50	8.5	2.42	3.50	28°
12ASDF6	19.05	18.00	12.57	43.20	57.20	23.00	21.50	52.50	8.5	2.42	3.50	28°
12ASDF9	19.05	18.00	12.57	39.00	55.00	23.00	23.00	52.25	6.5	2.42	2.42	28°
12ASDF12	19.05	18.00	12.57	41.20	58.20	23.50	19.00	50.00	7.0	2.42	2.42	28°



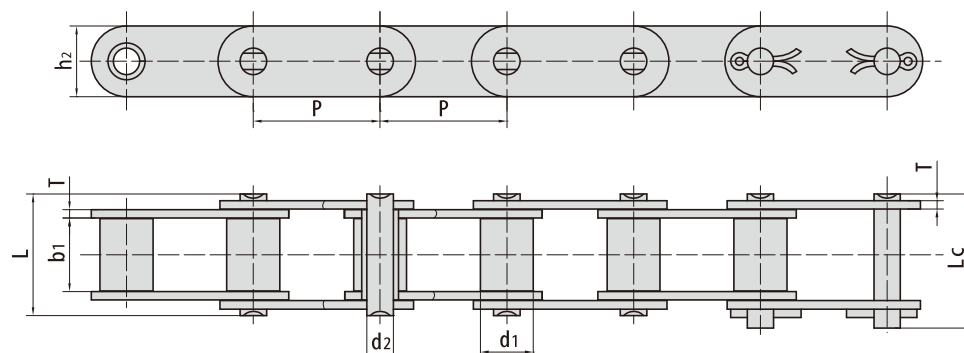
东华链号 Donghua Chain No.	P	h <sub>2</sub>	b <sub>1</sub>	F	W	C	H	d <sub>4</sub>	t	T	α
	mm	mm	mm	mm	mm	mm	mm	mm	mm	mm	
10ASD	15.875	15.09	9.40	36.00	54.00	25.00	40.00	6.5	2.03	2.03	25°
10BSDF1	15.875	14.70	9.65	28.40	43.40	24.10	38.10	5.0	1.70	1.70	30°

## ZGS38联合收割机链及附件

### ZGS38 combine chain with attachments



东华链号 Donghua Chain No.	节距 Pitch	滚子直径 Roller diameter	内节内宽 Width between inner plates	销轴直径 Pin diameter	销轴长度 Pin length		内链板高度 Inner plate depth	链板厚度 Plate thickness	抗拉强度 Tensile strength	平均抗拉强度 Average tensile strength	每米长重 Weight per meter
	P	d1 max	b1 min	d2 max	L max	Lc max	h2 max	T max	Q min	Qo	q
	mm	mm	mm	mm	mm	mm	mm	mm	kN/bf	kN	kg/m
ZGS38	38.0	16.00	22.0	9.00	39.0	43.0	21.5	3.0	45.0/10116	54.0	2.00
ZGS38HF7	38.0	16.00	22.0	9.00	47.0	51.0	21.5	5.0	80.0/18000	88.0	2.74
ZGS38F42	38.0	16.00	22.0	9.00	43.2	46.5	21.5	4.0	45.0/10116	54.0	2.43

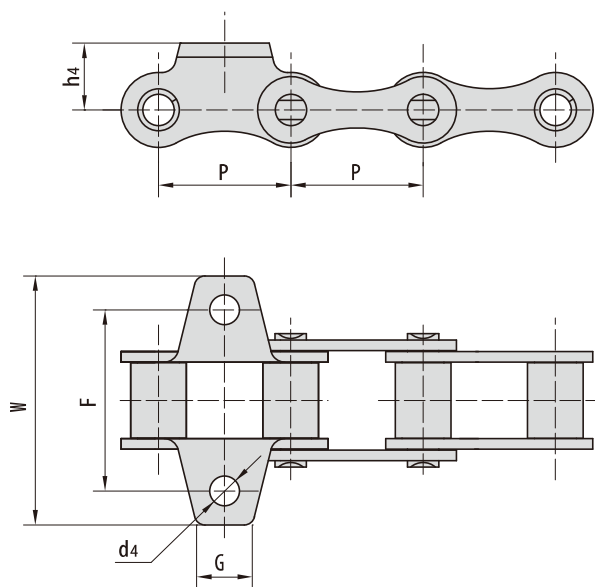


东华链号 Donghua Chain No.	节距 Pitch	滚子直径 Roller diameter	内节内宽 Width between inner plates	销轴直径 Pin diameter	销轴长度 Pin length		内链板高度 Inner plate depth	链板厚度 Plate thickness	抗拉强度 Tensile strength	平均抗拉强度 Average tensile strength	每米长重 Weight per meter
	P	d1 max	b1 min	d2 max	L max	Lc max	h2 max	T max	Q min	Qo	q
	mm	mm	mm	mm	mm	mm	mm	mm	kN/bf	kN	kg/m
CZGS38F10	38.0	15.88	22.0	7.92	39.0	43.0	21.3	3.0	45.0/10116	54.0	2.39
CZGS38F11	38.0	15.88	22.0	7.92	37.1	41.0	21.2	2.5	30.0/6745	33.0	2.10
CZGS38HF12	38.0	15.88	22.0	7.92	39.9	42.7	21.2	3.2	45.0/10116	54.0	2.42
CZGS38F13	38.0	16.00	22.0	9.00	39.0	43.0	21.5	3.0	45.0/10116	54.0	2.42
CZGS38HF36	38.0	15.88	22.0	7.92	40.5	44.0	21.3	3.5	50.0/11241	55.0	2.63

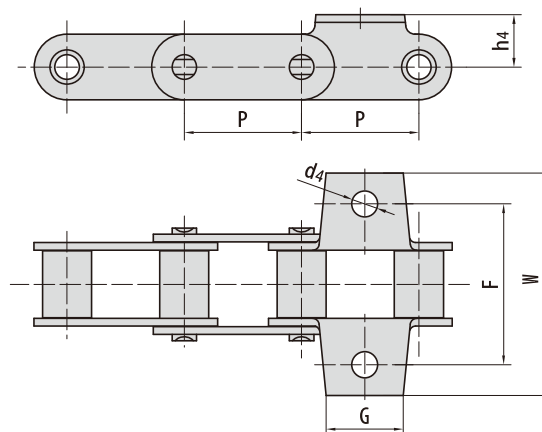
## ZGS38联合收割机链及附件

### ZGS38 combine chain with attachments

东华链号 Donghua Chain No.	P	G	F	W	h <sub>4</sub>	d <sub>4</sub>
	mm	mm	mm	mm	mm	mm
ZG S38F2	38.0	16.0	52.0	71.5	19.6	11.0
ZG S38F6K1	38.0	16.0	52.0	74.6	19.6	8.5
ZG S38F10K1	38.0	20.0	52.0	72.0	17.0	8.4
ZG S38F13K1F1	38.0	20.0	52.0	80.0	17.0	8.6
ZG S38HF12K1F1	38.0	25.0	52.0	72.0	17.0	8.4
ZG S38F18	38.0	16.0	52.0	69.6	19.6	8.5
ZG S38F42K1	38.0	16.0	52.0	74.6	19.6	8.5
ZG S38F43K1	38.0	16.0	52.0	74.6	19.6	11.0
ZG S38F46	38.0	16.0	52.0	74.6	20.0	8.5



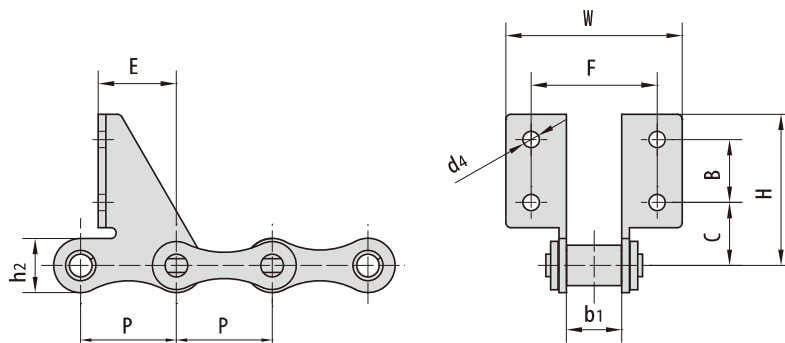
东华链号 Donghua Chain No.	P	G	F	W	h <sub>4</sub>	d <sub>4</sub>
	mm	mm	mm	mm	mm	mm
CZG S38F10K1	38.0	20.0	52.0	72.0	17.0	8.4
CZG S38F13K1F1	38.0	26.5	52.0	80.0	17.0	8.6



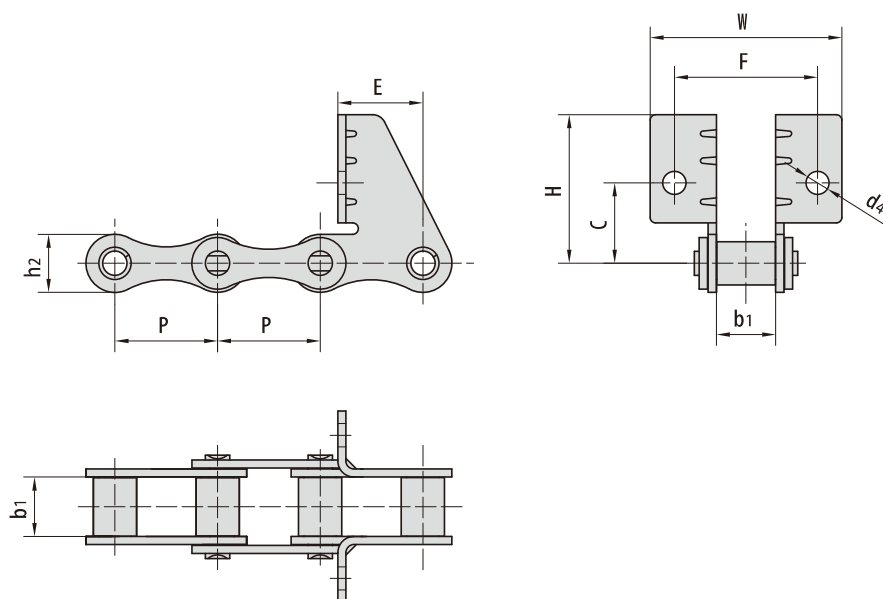


## ZGS38联合收割机链及附件

ZGS38 combine chain with attachments



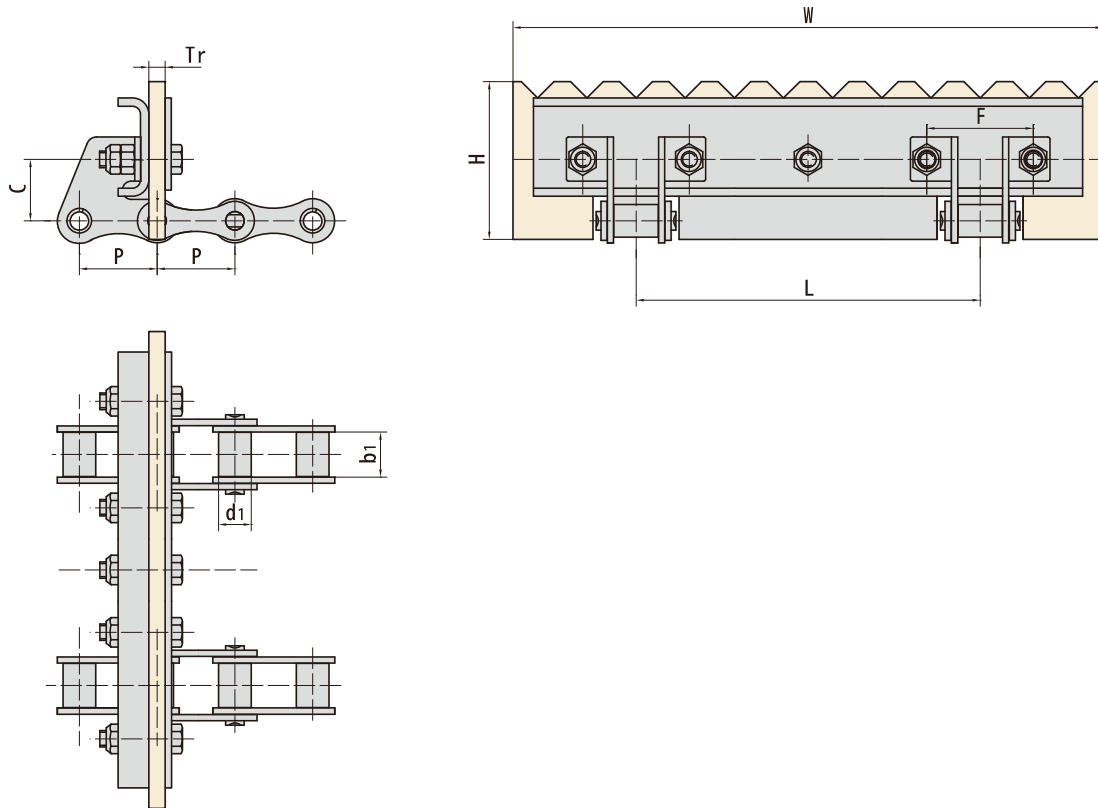
东华链号 Donghua Chain No.	P	b <sub>1</sub>	C	B	F	W	d <sub>4</sub>	E	H	h <sub>2</sub>
	mm	mm	mm	mm	mm	mm	mm	mm	mm	mm
ZG S38F5	38.0	22.0	32.0	25.0	52.0	72.0	7.0	31.0	67.0	21.5
ZG S38F8	38.0	22.0	32.0	25.0	52.0	68.0	7.0	31.0	67.0	21.5
ZG S38F14SD	38.0	22.0	25.0	25.0	50.0	70.0	6.5	31.0	60.0	21.5
ZG S38F44	38.0	22.0	25.0	25.0	52.0	72.0	7.2	30.0	60.0	21.5



东华链号 Donghua Chain No.	P	b <sub>1</sub>	C	F	W	d <sub>4</sub>	E	H	h <sub>2</sub>
	mm	mm	mm	mm	mm	mm	mm	mm	mm
ZG S38SDF4	38.0	22.0	30.0	52.0	70.0	8.5	31.8	55.0	21.5
ZG S38F35	38.0	22.0	29.8	53.0	71.0	8.7	31.3	55.0	21.5

## ZGS38联合收割机链及附件

### ZGS38 combine chain with attachments

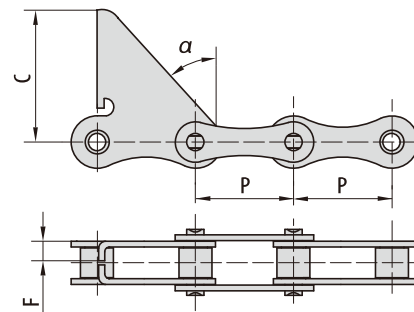


东华链号 Donghua Chain No.	节距 Pitch	滚子直径 Roller diameter	内节内宽 Width between inner plates	橡胶附板尺寸 Rubber attachment dimension				
	P	d1 max	b1 max	W max	L	H max	F	Tr
	mm	mm	mm	mm	mm	mm	mm	mm
ZGS38F47	38.0	16.0	22.0	480.0	360.0	77.0	52.0	8.0

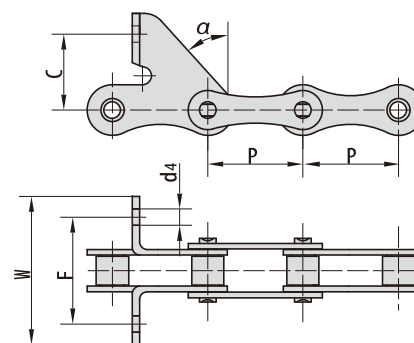
## ZGS38联合收割机链及附件

### ZGS38 combine chain with attachments

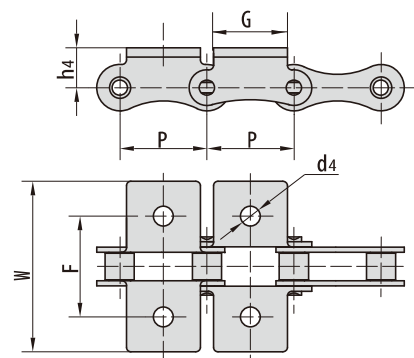
东华链号 Donghua Chain No.	P	C	F	$\alpha$
	mm	mm	mm	
ZG S38F1	38.0	60.0	14.0	32.5°



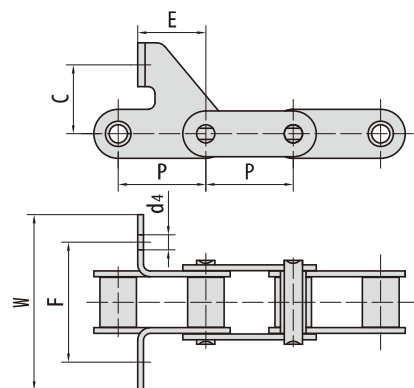
东华链号 Donghua Chain No.	P	C	F	W	d4	$\alpha$
	mm	mm	mm	mm	mm	
ZG S38F3	38.0	30.0	52.0	68.4	6.50	43.5°
ZG S38SDF1	38.0	30.0	52.0	68.4	8.50	43.5°
ZG S38SDF5	38.0	30.0	52.0	68.0	8.60	40.5°
ZG S38SDF6	38.0	30.0	52.0	68.0	8.50	40.5°
ZG S38F32SD	38.0	30.0	52.0	68.4	6.50	43.5°



东华链号 Donghua Chain No.	P	G	F	W	h4	d4
	mm	mm	mm	mm	mm	mm
ZG S38K1	38.0	32.0	53.0	83.2	20.0	8.5



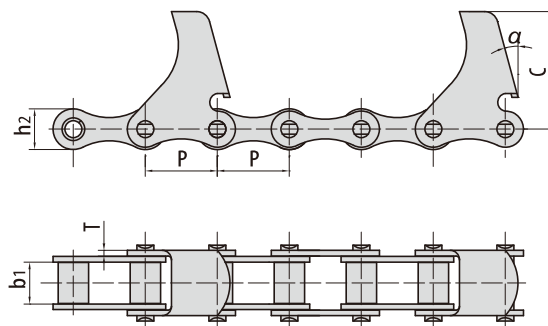
东华链号 Donghua Chain No.	P	C	F	W	d4	E
	mm	mm	mm	mm	mm	mm
CZG S38F10SD	38.0	30.0	52.0	80.0	6.6	19.0
CZG S38F11SD F1	38.0	30.0	52.0	76.0	6.6	29.5



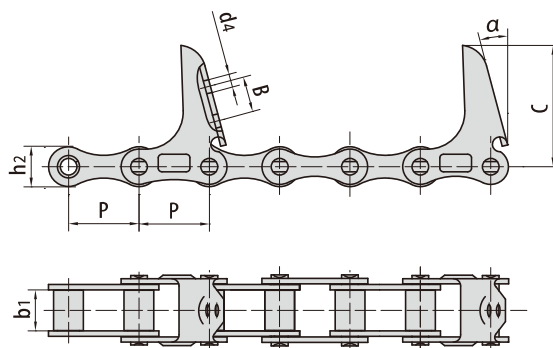
## ZGS38联合收割机链及附件

### ZGS38 combine chain with attachments

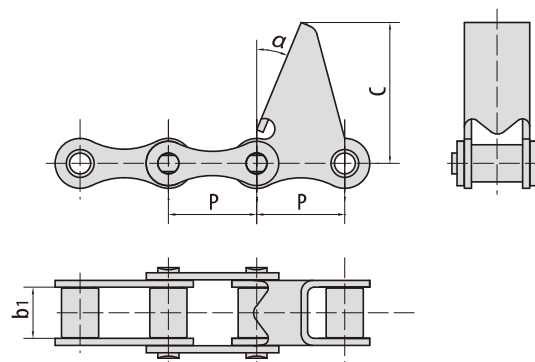
东华链号 Donghua Chain No.	P	b <sub>1</sub>	h <sub>2</sub>	T	C	α
	mm	mm	mm	mm	mm	
ZGS38-C6E	38.0	22.0	21.5	3.0	62.0	15°
ZGS38-C6EF1	38.0	22.0	21.5	3.0	72.0	10°
ZGS38-C6EF2	38.0	22.0	21.5	3.0	84.0	15°
ZGS38-C6EF3	38.0	22.0	21.5	3.0	53.0	13°
ZGS38-C6EF4	38.0	22.0	21.5	3.0	55.0	13°
ZGS38-CPEF6	38.0	22.0	21.5	3.0	75.0	15°



东华链号 Donghua Chain No.	P	b <sub>1</sub>	h <sub>2</sub>	d <sub>4</sub>	C	B	α
	mm	mm	mm	mm	mm	mm	
ZGS38-CPEF3	38.0	22.0	65.4	7.3	65.4	19.5	15°



东华链号 Donghua Chain No.	P	b <sub>1</sub>	C	α
	mm	mm	mm	
ZGS38-CPEF1	38.0	22.0	60.0	22.5°

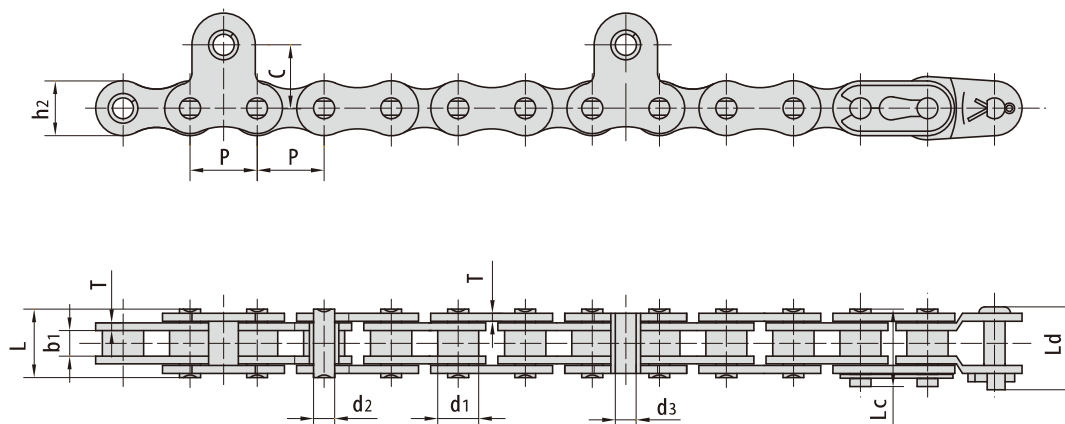


# 水稻收割机链

## Rice harvester chains

### 提升链

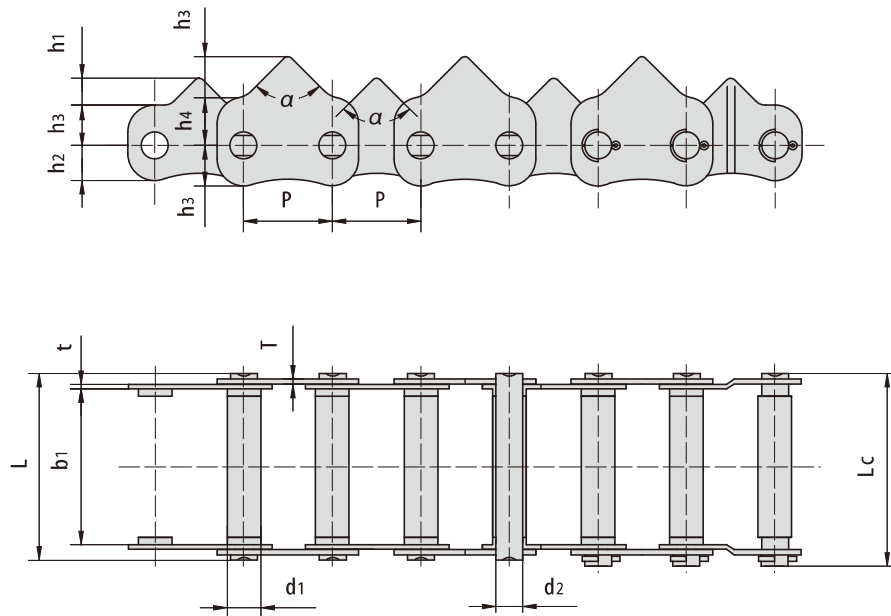
### Hoisting chains



东华链号 Donghua Chain No.	节距 Pitch	滚子直径 Roller diameter	内节内宽 Width between inner plates	销轴直径 Pin diameter	销轴长度 Pin length			内链板高度 Inner plate depth	链板厚度 Plate thickness	附板尺寸 Attachment dimension		抗拉强度 Tensile strength	平均抗拉强度 Average tensile strength
	P	d <sub>1</sub> max	b <sub>1</sub> min	d <sub>2</sub> max	L max	L <sub>c</sub> max	L <sub>d</sub> max	h <sub>2</sub> max	T max	d <sub>3</sub> nom	C	Q <sub>min</sub>	Q <sub>0</sub>
	mm	mm	mm	mm	mm	mm	mm	mm	mm	mm	mm	kN/bf	kN
415F1	12.7	7.77	4.90	3.64	11.0	12.1	12.95	9.5	1.1	4.02	12.0	6.86/1559	8.1
415F2	12.7	7.77	4.90	3.64	11.0	12.1	12.95	9.5	1.1	4.02	12.0	6.86/1559	8.1
415F3	12.7	7.77	4.90	3.64	11.0	12.1	12.95	9.5	1.1	4.02	12.0	6.86/1559	8.1
415F4	12.7	7.77	4.68	3.62	11.8	-	-	9.6	1.3	4.00	12.0	10.30/2341	12.1
415F5	12.7	7.77	4.68	3.63	11.8	13.0	14.00	9.6	1.3	4.00	12.0	10.30/2341	12.1
415S	12.7	7.77	4.80	3.96	12.8	14.3	15.70	12.0	1.5	4.02	12.0	15.69/3566	16.3
415S-A	12.7	7.77	4.90	3.96	12.8	14.3	15.70	12.0	1.5	4.02	12.0	13.80/3136	16.3
415SF1	12.7	7.77	4.80	3.96	13.0	14.5	-	10.4	1.5	4.50	12.0	13.93/3166	16.3
415SF4	12.7	7.77	4.80	3.96	13.0	14.5	15.70	12.0	1.5	4.00	12.0	13.80/3136	16.3
415SF6	12.7	7.77	4.80	3.96	13.0	14.5	15.70	10.4	1.5	4.00	12.0	13.93/3166	16.3
415SF7	12.7	7.77	4.80	4.00	13.0	14.5	15.70	12.0	1.5	4.50	12.0	15.69/3566	16.3
415SF10	12.7	7.77	4.80	4.00	13.0	14.5	-	12.0	1.5	4.50	12.0	13.93/3166	16.3
415SF16	12.7	7.77	4.80	3.60	11.0	12.1	13.00	12.0	1.1	4.00	12.0	6.86/1559	8.1
420JF1	12.7	7.77	6.25	3.96	14.7	16.1	18.50	12.0	1.5	4.00	12.0	16.00/3636	18.8

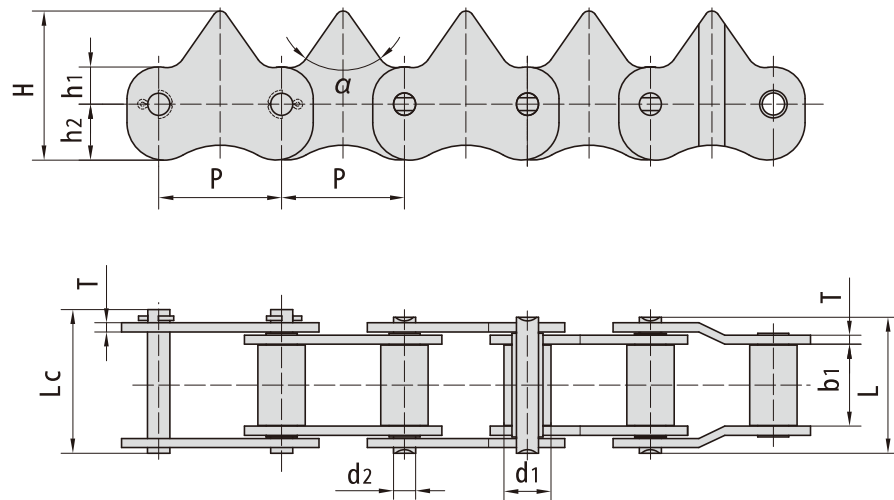
## 水稻收割机链 Rice harvester chains

拔禾输送链3558T  
Picking conveyor chain 3558T



东华链号 Donghua Chain No.	节距 Pitch	滚子直径 Roller diameter	内节内宽 Width between inner plates	销轴直径 Pin diameter	销轴长度 Pin length		齿形角 Tooth angle	链板尺寸 Plate dimension				链板厚度 Plate thickness	抗拉强度 Tensile strength	平均抗拉强度 Average tensile strength
	P	d <sub>1</sub> max	b <sub>1</sub> min	d <sub>2</sub> max	L max	L <sub>c</sub> max	α	h <sub>1</sub>	h <sub>2</sub>	h <sub>3</sub>	h <sub>4</sub>	t/T max	Q min	Q <sub>0</sub>
	mm	mm	mm	mm	mm	mm		mm	mm	mm	mm	mm	kN/bf	kN
3558T-48001	35	10.1	58	7.0	69.4	72.0	90°	10	13	15	18	1.6/2.03	19.6/4457	23.0
3558T-48001F1	35	12.6	58	10.0	69.4	71.2	90°	10	13	15	18	1.6/2.03	19.6/4457	23.0
3558T-48001F2	35	10.5	58	7.0	69.4	72.0	90°	10	13	15	18	1.6	19.6/4457	22.5
3558T-48002	35	12.8	58	7.0	69.4	72.0	90°	10	13	15	18	1.6/2.03	19.6/4457	23.0

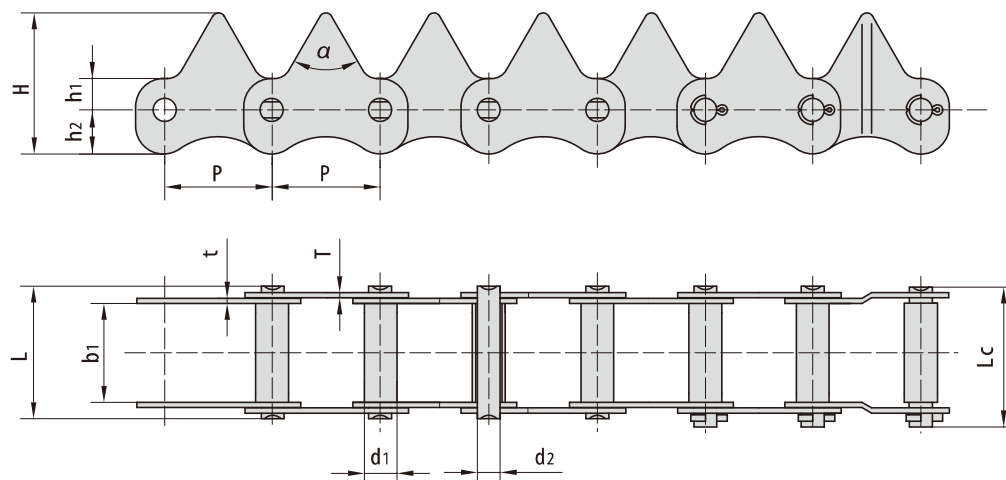
## 水稻收割机链 Rice harvester chains



东华链号 Donghua Chain No.	节距 Pitch	滚子直径 Roller diameter	内节内宽 Width between inner plates	销轴直径 Pin diameter	销轴长度 Pin length		齿形角 Tooth angle	链板尺寸 Plate dimension			链板厚度 Plate thickness	抗拉强度 Tensile strength	平均抗拉强度 Average tensile strength
	P	d <sub>1</sub> max	b <sub>1</sub> min	d <sub>2</sub> max	L max	L <sub>c</sub> max	α	h <sub>1</sub>	h <sub>2</sub>	H	T	Q <sub>min</sub>	Q <sub>0</sub>
	mm	mm	mm	mm	mm	mm		mm	mm	mm	mm	kN/bf	kN
3322-63201	33	12.7	22.0	5.94	36.4	38.4	70°	10	15	40	2.42	19.60/4455	22.5
3325-23160	33	12.8	25.0	7.00	35.9	38.7	60°	10	13	43	1.60	21.60/4909	24.5
3325-23550	33	12.8	25.0	7.00	35.9	38.7	90°	10	13	38	1.60	21.60/4909	24.5
3325-49200	33	12.8	25.0	7.00	35.9	38.7	70°	10	13	38	1.60	21.60/4909	24.5
3325-9059	33	12.7	25.0	5.94	39.4	42.6	90°	10	13	38	2.42	19.61/4457	22.5
3325-9059F1	33	10.5	25.0	5.94	39.4	42.6	90°	10	13	38	2.42	19.61/4457	22.5
3330-27150	33	12.8	30.0	7.00	40.9	43.7	70°	10	13	38	1.60	21.60/4909	24.5
3330-28361	33	12.8	30.0	7.00	40.9	43.7	60°	10	13	43	1.60	21.60/4909	24.5
3330-3852	33	12.7	30.0	5.94	44.4	47.6	90°	10	13	38	2.42	19.61/4457	22.5
3330-66402F1	33	12.7	30.0	5.94	44.4	47.6	60°	10	13	43	2.42	19.61/4457	22.5
3330-66402F2	33	10.5	30.0	5.94	44.4	47.6	60°	10	13	43	2.42	19.61/4457	22.5
3330-74311	33	12.7	30.0	5.94	44.4	47.6	70°	10	13	38	2.42	19.61/4457	22.5
3330-74311F1	33	10.5	30.0	5.94	44.4	47.6	70°	10	13	38	2.42	19.61/4457	22.5

# 水稻收割机链

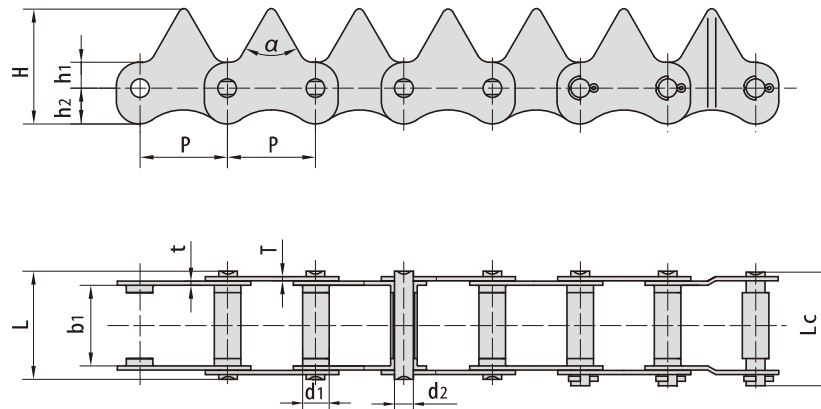
## Rice harvester chains



东华链号 Donghua Chain No.	节距 Pitch	滚子直径 Roller diameter	内节内宽 Width between inner plates	销轴直径 Pin diameter	销轴长度 Pin length		齿形角 Tooth angle	链板尺寸 Plate dimension			链板厚度 Plate thickness	抗拉强度 Tensile strength	平均抗拉强度 Average tensile strength
	P	d <sub>1 max</sub>	b <sub>1 min</sub>	d <sub>2 max</sub>	L <sub>max</sub>	L <sub>c max</sub>	α	h <sub>1</sub>	h <sub>2</sub>	H	t/T <sub>max</sub>	Q <sub>min</sub>	Q <sub>0</sub>
	mm	mm	mm	mm	mm	mm		mm	mm	mm	mm	kN/bf	kN
3322-821	33	10.1	22.0	7.0	31.50	34.80	70°	10	10	35	1.60	19.60/4455	22.5
3322-1501	33	10.1	22.0	7.0	31.50	34.80	70°	10	10	30	1.60	19.60/4455	22.5
3325-763	33	10.1	25.0	7.0	34.20	37.20	70°	10	10	30	1.60	19.60/4455	22.5
3325-1012	33	10.1	25.0	7.0	34.20	37.20	70°	10	10	35	1.60	19.60/4455	22.5
3325-1E 6410	33	10.1	25.0	7.0	36.80	39.00	90°	10	13	38	2.00/1.60	19.60/4455	23.0
3325-3555	33	10.1	25.0	7.0	36.80	39.00	70°	10	13	38	2.00/1.60	19.60/4455	22.5
3325-3572	33	10.1	25.0	7.0	36.80	39.00	70°	10	13	38	2.00/1.60	19.60/4455	23.0
3325-4LB 1.35	33	10.1	25.0	7.0	37.00	39.50	90°	10	13	38	2.03	19.60/4455	24.0
3325-4LB 1.45	33	10.1	25.0	7.0	35.60	37.60	70°	10	13	38	1.70	19.60/4455	22.5
3325-66202	33	10.1	25.0	7.0	35.20	38.00	70°	10	13	38	1.60	19.60/4455	22.5
3330-4LB 1.45	33	10.1	30.0	7.0	40.30	42.70	60°	10	13	43	1.70	19.60/4455	22.5
3330-4LB 1.45-01	33	10.1	30.0	7.0	40.30	42.70	70°	10	13	38	1.70	19.60/4455	22.5
3340-1067	33	10.1	40.0	7.0	50.00	-	90°	18	10	38	1.60	19.60/4455	22.5
3340-1E 8570	33	10.1	40.0	7.0	49.20	52.50	90°	18	10	38	1.60/1.20	19.60/4455	22.0
3340-3555	33	10.1	40.0	7.0	50.35	52.65	70°	18	10	43	1.60	19.60/4455	22.5
3340-3572	33	10.1	40.0	7.0	51.80	54.00	70°	10	13	38	2.00/1.60	19.60/4455	23.0
3350-3555	33	10.1	50.0	7.0	60.20	62.50	70°	18	10	43	1.60	19.60/4455	22.5
3358-1E 7070	33	10.1	58.0	7.0	68.00	-	90°	18	10	38	1.60	19.60/4455	22.5
3358-1E 8350	33	10.1	58.0	7.0	68.00	72.00	90°	18	10	38	1.60	19.60/4455	22.5
3358-6365	33	10.1	58.0	7.0	68.20	70.50	70°	18	10	43	1.60	19.60/4455	22.5
3540-0875	35	10.1	40.0	7.0	50.20	52.50	70°	18	10	43	1.60	19.60/4455	22.5
3540-3572	35	10.1	40.0	7.0	50.20	52.50	70°	10	10	35	1.60	19.60/4455	22.5
3550-5080	35	10.1	50.0	7.0	60.20	62.50	70°	18	10	38	1.60	19.60/4455	22.5
3558-4LB 1.35	35	13.2	58.0	9.4	70.00	73.20	90°	15	18	47	2.03	22.54/5123	27.1



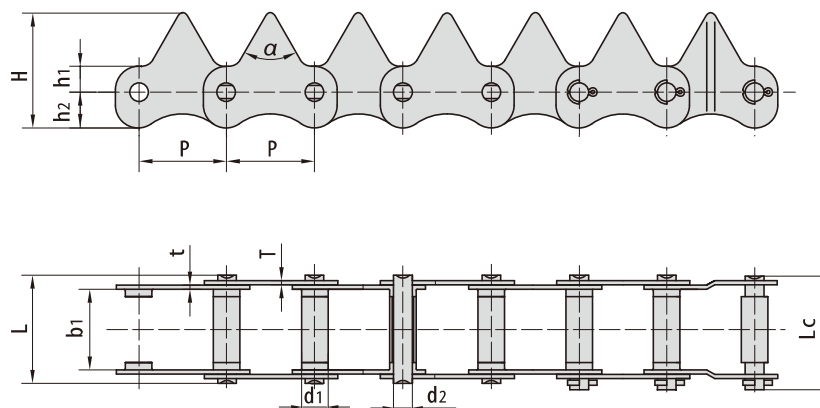
## 水稻收割机链 Rice harvester chains



东华链号 Donghua Chain No.	节距 Pitch	滚子直径 Roller diameter	内节内宽 Width between inner plates	销轴直径 Pin diameter	销轴长度 Pin length		齿形角 Tooth angle	链板尺寸 Plate dimension			链板厚度 Plate thickness	抗拉强度 Tensile strength	平均抗拉强度 Average tensile strength
	P	d1 max	b1 min	d2 max	L max	Lc max	α	h1	h2	H	t/T max	Q min kN/bf	Q0 kN
3318.5-A0680106	33	10.1	18.5	7.0	29.0	31.0	70°	10	13	38	1.6	19.60/4455	22.5
3318T-5010	33	10.1	18.0	7.0	28.5	31.4	70°	10	13	38	1.6	19.60/4455	22.5
3322T-27151	33	10.1	22.0	7.0	31.5	34.5	70°	10	13	38	1.6	19.60/4455	22.5
3322T-28241	33	12.1	21.3	7.0	31.8	34.1	60°	10	13	43	1.6	19.60/4455	22.5
3322T-52800	33	10.1	22.0	7.0	31.5	34.5	70°	10	13	38	1.6	17.64/4010	20.2
3322T-52800F1	33	10.1	22.0	7.0	33.0	35.7	70°	10	13	38	1.6/2.03	19.60/4455	22.5
3322T-52800F2	33	10.1	22.0	7.0	33.6	36.5	70°	10	13	38	2.03	19.60/4455	22.5
3325T-23151	33	10.1	25.0	7.0	35.5	37.7	60°	10	13	43	1.6	19.60/4455	22.5
3325T-27151	33	10.1	25.0	7.0	35.5	37.7	70°	10	13	38	1.6	19.60/4455	22.5
3325T-3650	33	10.1	25.0	7.0	35.5	37.7	70°	10	13	38	1.6	19.60/4455	22.5
3325T-3817	33	10.1	25.0	7.0	36.2	39.0	90°	10	13	38	2.0/1.6	19.61/4455	22.5
3325T-49201	33	10.1	25.0	7.0	35.5	37.7	90°	10	13	38	1.6	19.60/4455	22.5
3325T-49201F1	33	10.5	25.0	7.0	35.5	37.7	90°	10	13	38	1.6	19.60/4455	22.5
3325T-5060	33	10.1	25.0	7.0	36.8	39.0	70°	10	13	38	1.6/2.0	19.61/4455	22.5
3325T-699	33	10.1	25.0	7.0	36.2	39.3	90°	10	13	38	2.0/1.6	19.60/4455	22.5
3325T-A0680110	33	10.1	25.0	7.0	35.5	37.7	70°	10	13	38	1.6	19.60/4455	22.5
3325T-A0680110F1	33	12.6	25.0	7.0	35.5	37.7	70°	10	13	38	1.6	19.60/4455	22.5
3330T-27151	33	10.1	30.0	7.0	40.5	42.8	70°	10	13	38	1.6	19.60/4455	22.5
3330T-27151F1	33	10.1	33.0	7.0	40.9	43.7	70°	10	13	38	1.6/2.03	19.60/4455	22.5

# 水稻收割机链

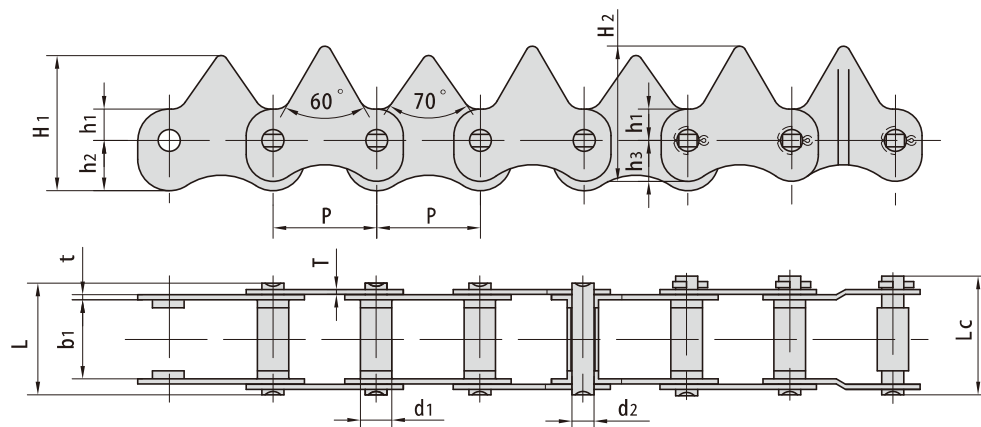
## Rice harvester chains



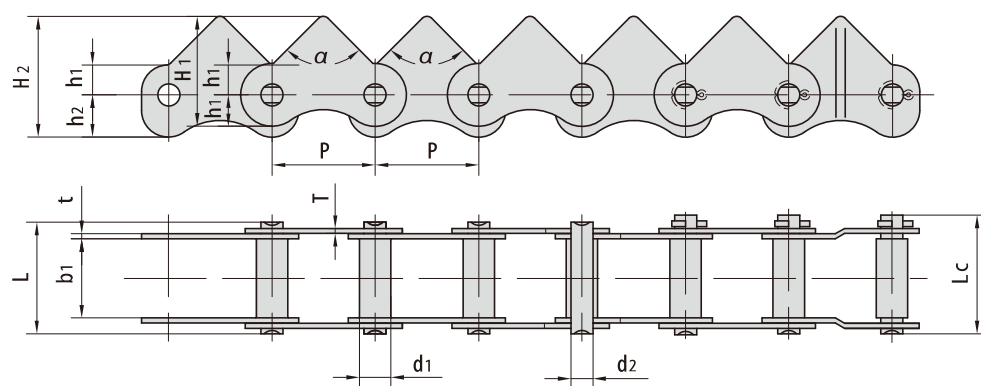
东华链号 Donghua Chain No.	节距 Pitch	滚子直径 Roller diameter	内节内宽 Width between inner plates	销轴直径 Pin diameter	销轴长度 Pin length		齿形角 Tooth angle	链板尺寸 Plate dimension			链板厚度 Plate thickness	抗拉强度 Tensile strength	平均抗拉强度 Average tensile strength
	P mm	d1 max mm	b1 min mm	d2 max mm	L max mm	Lc max mm	α	h1 mm	h2 mm	H mm	t/T max mm	Q min kN/bf	Q0 kN
3330T-27152	33	12.8	30.0	7.0	40.5	42.8	70°	10	13	38	1.6	19.60/4455	22.5
3330T-28241	33	10.1	30.0	7.0	40.5	42.8	60°	10	13	43	1.6	19.60/4455	22.5
3330T-28241F1	33	12.6	30.0	7.0	40.5	42.8	60°	10	13	43	1.6	19.60/4455	22.5
3330T-28241F2	33	12.1	29.3	7.0	39.8	42.1	60°	10	13	43	1.6	19.60/4455	22.5
3330T-28242	33	12.8	30.0	7.0	40.5	42.8	60°	10	13	43	1.6	19.60/4455	22.5
3330T-3501	33	10.1	30.0	7.0	40.5	42.8	70°	10	13	38	1.6	19.60/4455	22.5
3330T-3817	33	12.1	30.0	7.0	40.5	42.8	60°	10	13	43	1.6	19.61/4455	22.5
3330T-5028	33	10.1	30.0	7.0	40.9	43.7	60°	10	13	43	1.6/2.0	19.60/4455	22.5
3330T-52200	33	10.1	30.0	7.0	40.9	43.7	60°	10	13	43	1.6/2.0	19.60/4455	22.5
3330T-53350	33	10.1	30.0	7.0	40.5	42.8	75°	10	10	30	1.6	19.60/4455	22.5
3330T-53981	33	12.8	30.0	7.0	40.5	42.8	70°	10	13	38	1.6	19.60/4455	22.5
3330T-5441	33	10.1	30.0	7.0	40.9	43.7	60°	10	13	43	1.6/2.0	19.61/4455	22.5
3330T-59750	33	10.1	30.0	7.0	39.5	42.5	60°	10	13	43	1.6	19.60/4455	22.5
3330T-711	33	10.1	33.0	7.0	40.7	43.5	90°	10	13	38	1.6	19.60/4455	22.5
3335T-27151	33	10.1	35.0	7.0	45.5	47.8	70°	10	13	38	1.6	19.60/4455	22.5
3350T-6379	33	10.1	50.0	7.0	60.2	62.5	75°	18	10	43	1.6	19.60/4455	22.5
3350T-744	33	10.1	50.0	7.0	60.2	63.0	90°	18	10	38	1.6	19.60/4455	22.5
3358T-3330	33	10.1	58.0	7.0	68.0	72.0	90°	18	10	38	1.6	19.60/4455	22.5
3358T-53871	33	10.1	58.0	7.0	68.0	70.8	75°	18	10	43	1.6	19.60/4455	22.5
3358T-6365	33	10.1	58.0	7.0	68.2	72.0	75°	18	10	43	1.6	19.60/4455	22.5
3358T-6365F1	33	12.8	58.0	7.0	68.2	72.0	75°	18	10	43	1.6	19.60/4455	22.5
3358T-6365F2	33	10.1	58.0	7.0	69.4	72.0	70°	18	10	43	1.6/2.03	19.60/4455	22.5

# 水稻收割机链

## Rice harvester chains



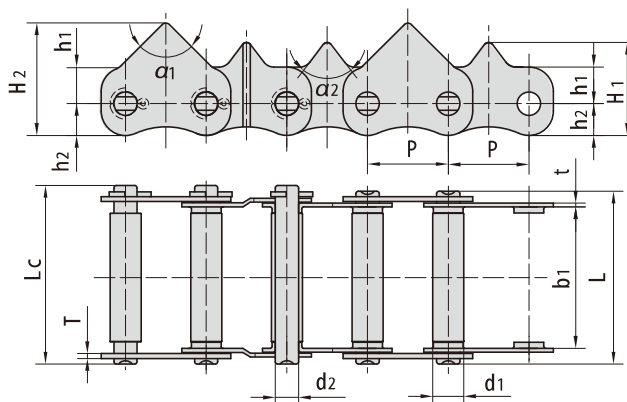
东华链号 Donghua Chain No.	节距	滚子直径	内节内宽	销轴直径	销轴长度		链板尺寸					链板厚度	抗拉强度	平均抗拉强度
	Pitch	Roller diameter	Width between inner plates	Pin diameter	Pin length		Plate dimension					Plate thickness	Tensile strength	Average tensile strength
	P	d <sub>1 max</sub>	b <sub>1 min</sub>	d <sub>2 max</sub>	L <sub>max</sub>	L <sub>c max</sub>	h <sub>1</sub>	h <sub>2</sub>	H <sub>1</sub>	h <sub>3</sub>	H <sub>2</sub>	t/T <sub>max</sub>	Q <sub>min</sub>	Q <sub>0</sub>
	mm	mm	mm	mm	mm	mm	mm	mm	mm	mm	mm	mm	kN/bf	kN
3322T-63203	33	10.1	22	7.0	33.0	35.7	10	16	36	13	43	1.6/2.0	19.6/4455	23.0
3330T-66103	33	10.1	30	7.0	40.9	43.7	10	16	36	13	43	1.6/2.0	19.6/4455	23.0



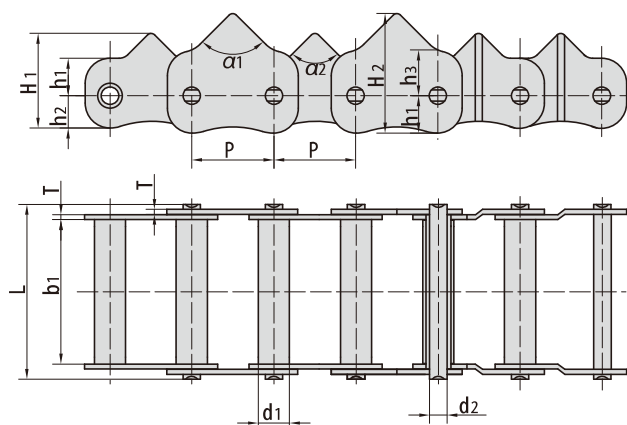
东华链号 Donghua Chain No.	节距 Pitch	滚子直径 Roller diameter	内节内宽 Width between inner plates	销轴直径 Pin diameter	销轴长度 Pin length		齿形角 Tooth angle	链板尺寸 Plate dimension				链板厚度 Plate thickness	抗拉强度 Tensile strength	平均抗拉强度 Average tensile strength
	P	d <sub>1 max</sub>	b <sub>1 min</sub>	d <sub>2 max</sub>	L <sub>max</sub>	L <sub>c max</sub>	$\alpha$	h <sub>1</sub>	H <sub>1</sub>	h <sub>2</sub>	H <sub>2</sub>	t/T <sub>max</sub>	Q <sub>min</sub>	Q <sub>0</sub>
	mm	mm	mm	mm	mm	mm		mm	mm	mm	mm	mm	kN/bf	kN
3325-1E8350	33	10.1	25	7.0	34.2	37.8	90°	10	35	13	38	1.6/1.2	19.6/4455	22.0
3325-1E6110	33	10.1	25	7.0	34.2	37.0	70°	10	35	13	38	1.6/1.2	19.6/4455	22.0

# 水稻收割机链

## Rice harvester chains



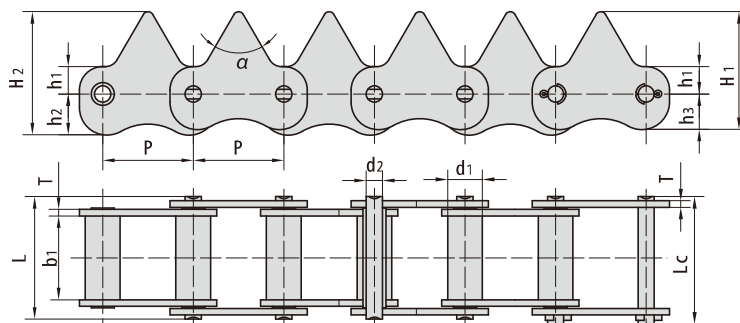
东华链号 Donghua Chain No.	节距 Pitch	滚子直径 Roller diameter	内节内宽 Width between inner plates	销轴直径 Pin diameter	销轴长度 Pin length		齿形角 Tooth angle	链板尺寸 Plate dimension				链板厚度 Plate thickness	抗拉强度 Tensile strength	平均抗拉强度 Average tensile strength
	$p$	$d_1$ max	$b_1$ min	$d_2$ max	$L$ max	$L_c$ max	$\alpha_1/\alpha_2$	$h_1$	$h_2$	$H_1$	$H_2$	$t/T$ max	$Q$ min	$Q_0$
	mm	mm	mm	mm	mm	mm		mm	mm	mm	mm	mm	kN/bf	kN
3358T-5K151	33	12.8	58	9.5	69.7	72.7	$90^\circ/75^\circ$	15	13	38	46	1.6/2.03	19.62/4460	22.5
3358T-3653	33	12.8	58	9.5	69.7	72.7	$90^\circ/90^\circ$	16	12	38	48	1.6/2.03	19.60/4455	22.5
3358T-762	33	12.8	58	9.5	69.7	72.9	$90^\circ/75^\circ$	15	13	38	46	1.6/2.03	19.60/4455	22.5



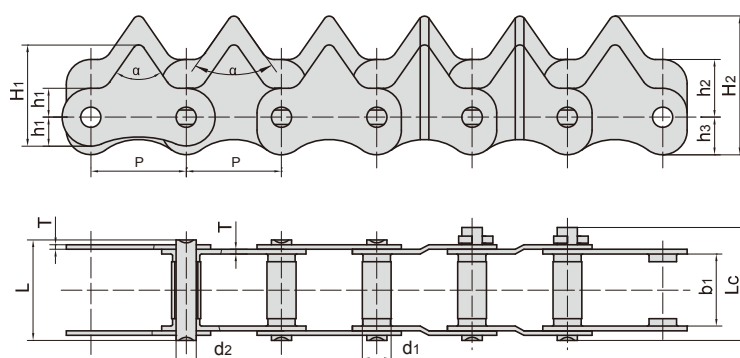
东华链号 Donghua Chain No.	节距 Pitch	滚子直径 Roller diameter	内节内宽 Width between inner plates	销轴直径 Pin diameter	销轴长度 Pin length	齿形角 Tooth angle	链板尺寸 Plate dimension					链板厚度 Plate thickness	抗拉强度 Tensile strength	平均抗拉强度 Average tensile strength
	$p$	$d_1$ max	$b_1$ min	$d_2$ max	$L$ max	$\alpha_1/\alpha_2$	$h_1$	$h_2$	$h_3$	$H_1$	$H_2$	$T$	$Q$ min	$Q_0$
	mm	mm	mm	mm	mm		mm	mm	mm	mm	mm	mm	kN/bf	kN
3558-48180	35	12.8	58	7	70.50	$90^\circ/90^\circ$	15	13	18	38	48	2.03	27.44/6236	28.5
3358-74211	33	12.8	58	7	70.70	$90^\circ/75^\circ$	15	13	-	38	46	2.03	19.62/4460	22.5
3358-48000	35	12.8	58	7	70.35	$70^\circ/90^\circ$	15	13	15	38	50	2.03	27.44/6236	28.5
3358-48180	33	12.8	58	7	70.50	$90^\circ/90^\circ$	15	13	18	38	48	2.03	27.44/6236	28.5
3358-48180F2	35	12.8	58	7	70.35	$90^\circ/90^\circ$	15	13	18	38	48	2.03	27.44/6236	28.5

# 水稻收割机链

## Rice harvester chains



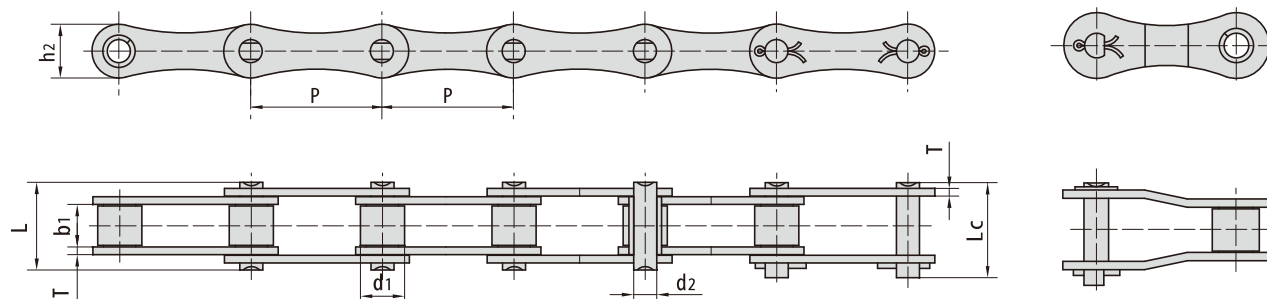
东华链号 Donghua Chain No.	节距 Pitch	滚子直径 Roller diameter	内节内宽 Width between inner plates	销轴直径 Pin diameter	销轴长度 Pin length		齿形角 Tooth angle	链板尺寸 Plate dimension					链板厚度 Plate thickness	抗拉强度 Tensile strength	平均抗拉强度 Average tensile strength
	P	d1 max	b1 min	d2 max	L max	Lc max	$\alpha$	h1	h2	h3	H1	H2	T	$Q_{min}$	$Q_0$
	mm	mm	mm	mm	mm	mm		mm	mm	mm	mm	mm	mm	kN/bf	kN
3320-66401	33	12.7	20	5.94	34.4	37.6	60°	10	15	13	43	45	2.42	19.60/4455	22.5
3322-1473	33	12.7	22	5.94	36.4	39.0	70°	10	15	13	43	35	2.42	19.60/4455	22.5
3322-1507	33	12.7	22	5.96	36.4	39.0	70°	10	15	13	43	35	2.42	19.60/4455	22.5
3322-66401	33	12.7	22	5.94	36.4	39.5	60°	10	15	13	43	45	2.42	19.60/4455	22.5
3330-1507	33	12.7	30	5.96	44.4	47.0	70°	10	15	13	43	35	2.42	19.60/4455	22.5
3330-1509	33	12.7	30	5.96	44.4	47.0	70°	10	15	13	43	35	2.42	19.60/4455	22.5
3330-66401	33	12.7	30	5.94	44.4	47.6	60°	10	15	13	43	45	2.42	19.61/4457	22.5
3330-66402	33	12.7	30	5.96	44.4	47.0	60°	10	15	13	43	45	2.42	19.60/4455	22.5



东华链号 Donghua Chain No.	节距 Pitch	滚子直径 Roller diameter	内节内宽 Width between inner plates	销轴直径 Pin diameter	销轴长度 Pin length		齿形角 Tooth angle	链板尺寸 Plate dimension					链板厚度 Plate thickness	抗拉强度 Tensile strength	平均抗拉强度 Average tensile strength
	P	d1 max	b1 min	d2 max	L max	Lc max	$\alpha$	h1	h2	h3	H1	H2	T	$Q_{min}$	$Q_0$
	mm	mm	mm	mm	mm	mm		mm	mm	mm	mm	mm	mm	kN/bf	kN
3325T-1E8350	33	10.1	25	7.0	34.5	39	70°	10	20	13	35	48	2.03	19.60/4455	22.5

# S型钢制农机链

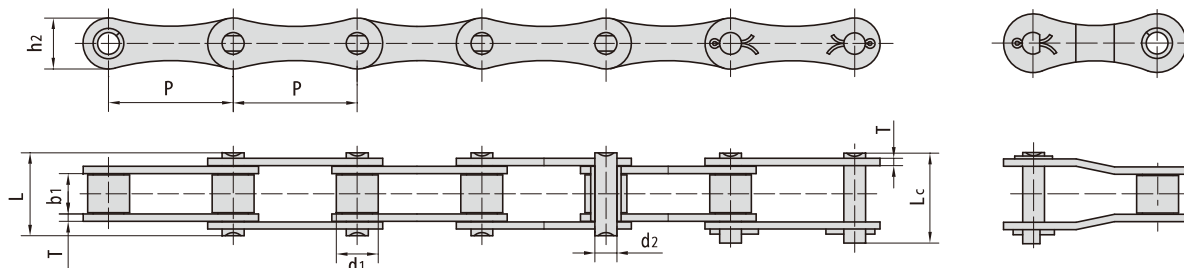
## S type steel agricultural chains



东华链号 Donghua Chain No.	节距 Pitch	滚子直径 Roller diameter	内节内宽 Width between inner plates	销轴直径 Pin diameter	销轴长度 Pin length		内链板高度 Inner plate depth	链板厚度 Plate thickness	抗拉强度 Tensile strength	平均抗拉强度 Average tensile strength	每米长重 Weight per meter
	P	d1	b1	d2	L	Lc	h2	t/T	Q	Q0	q
	mm	mm	mm	mm	mm	mm	mm	mm	mm /bf	mm	kg/m
55V	41.40	17.90	22.23	8.22	39.3	42.4	20.0	3.0	42.00/9546	45.0	2.22
55VF1	41.40	17.90	22.23	8.22	39.3	42.4	21.4	3.0	45.00/10227	73.1	2.32
S32	29.21	11.43	15.88	4.45	26.7	28.8	13.2	1.8	8.00/1818	21.6	0.86
S32V	29.21	11.43	15.88	5.08	27.3	29.7	13.5	2.1	25.00/5680	27.0	0.96
S42	34.93	14.27	19.05	7.00	34.3	37.0	19.8	2.8	27.00/6136	50.8	1.60
S42F2	34.93	14.27	19.05	7.00	34.3	37.0	19.8	2.5/3.0	27.00/6136	50.8	1.82
S45	41.40	15.24	22.23	5.72	37.7	40.4	17.3	2.8	18.00/4091	36.1	1.66
S45H	41.40	15.24	22.23	7.14	39.5	42.5	17.3	3.0	37.65/8465	41.4	2.10
S51	38.10	15.24	16.00	5.72	30.9	33.8	17.3	2.8	28.00/6364	30.8	1.48
S52	38.10	15.24	22.23	5.72	37.7	40.4	17.3	2.8	18.00/4091	36.1	1.68
S52F10	38.10	14.00	22.00	6.92	36.5	39.1	18.2	2.5	23.50/5283	28.2	1.60
S52L	38.10	15.24	16.40	5.72	30.9	33.8	16.5	2.5	29.20/6636	32.2	1.36
S52LV	38.10	15.88	17.80	6.94	33.8	37.0	16.7	3.0	30.00/6818	32.5	1.58
S55	41.40	17.78	22.23	5.72	37.7	40.4	17.3	2.8	18.00/4091	36.1	1.80
S55R	41.40	17.78	22.23	8.90	41.0	44.0	22.4	3.5	45.00/10227	73.1	2.49
S55RH	41.40	17.78	22.23	8.90	43.2	46.4	22.4	4.0	65.00/14772	84.5	2.74
S55RHF1	41.40	25.00	22.23	8.90	43.2	46.4	22.4	4.0	65.00/14772	84.5	2.74
S62	41.91	19.05	26.20	5.72	40.3	43.0	17.3	2.5	26.70/6067	36.1	1.87
S62F10	41.91	19.05	25.40	5.72	39.4	42.2	17.3	2.5	26.70/6067	36.1	2.04
S62F5	41.91	19.05	26.20	5.72	40.3	43.0	16.7	2.5	26.70/6067	36.1	2.07
S62F8	41.91	19.05	27.90	10.00	44.9	49.3	25.0	3.0	45.00/10227	60.0	2.96
S62R	41.91	19.05	25.80	8.50	41.9	44.6	20.1	2.8	42.00/9546	45.0	2.43
S77	58.34	18.26	22.23	8.90	43.2	46.4	26.2	4.0	45.00/10227	73.1	2.66
S88	66.27	22.86	28.58	8.90	49.8	53.0	26.2	4.0	45.00/10227	73.1	3.25

## A型钢制农机链

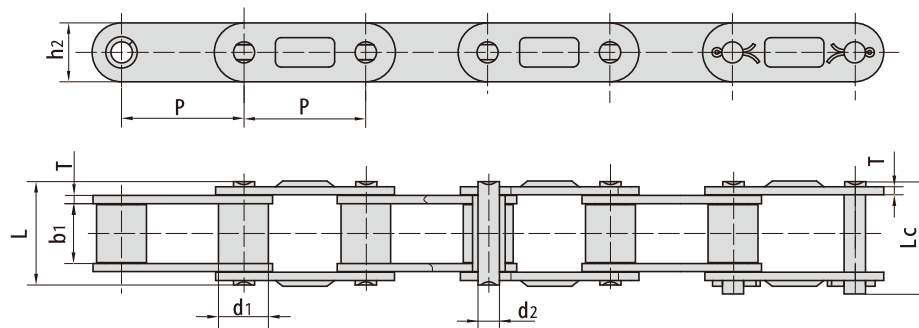
### A type steel agricultural chains



东华链号 Donghua Chain No.	节距 Pitch	滚子直径 Roller diameter	内节内宽 Width between inner plates	销轴直径 Pin diameter	销轴长度 Pin length		链板尺寸 Plate dimension		抗拉强度 Tensile strength	平均抗拉强度 Average tensile strength	每米长重 Weight per meter
	$P$	$d_1$ max	$b_1$ min	$d_2$ max	$L$ max	$L_c$ max	$h_2$ max	$T$ max	$Q_{min}$	$Q_0$	$q$
	mm	mm	mm	mm	mm	mm	mm	mm	kN/bf	kN	kg/m
A550	41.40	16.87	19.81	7.19	35.0	38.0	19.3	2.80	39.10/8886	51.2	1.79
A555	41.40	16.87	12.70	7.19	29.1	32.0	19.3	3.10	39.10/8886	56.0	1.60
A557	41.40	17.78	20.24	8.00	37.4	40.6	23.1	3.10	55.61/12639	74.3	2.45
A620	42.01	17.91	24.51	7.19	41.8	45.2	20.2	3.25	39.10/8886	55.1	2.18

## CA型钢制农机链

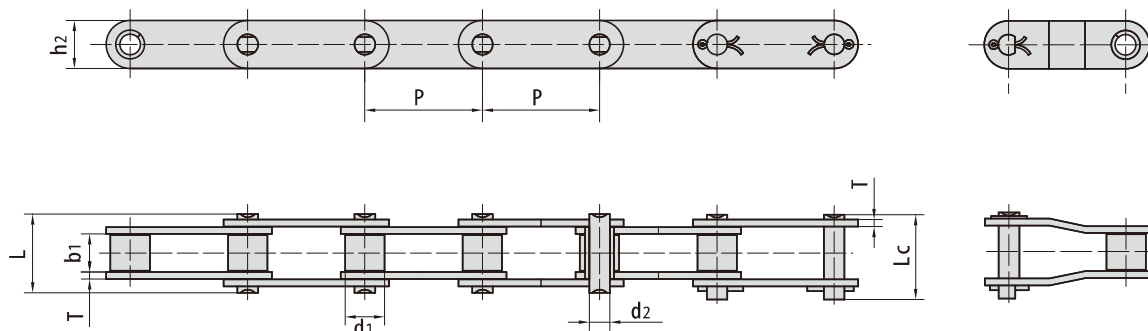
### CA type steel agricultural chains



东华链号 Donghua Chain No.	节距 Pitch	滚子直径 Roller diameter	内节内宽 Width between inner plates	销轴直径 Pin diameter	销轴长度 Pin length		链板尺寸 Plate dimension		抗拉强度 Tensile strength	平均抗拉强度 Average tensile strength	每米长重 Weight per meter
	$P$	$d_1$ max	$b_1$ min	$d_2$ max	$L$ max	$L_c$ max	$h_2$ max	$T$ max	$Q_{min}$	$Q_0$	$q$
	mm	mm	mm	mm	mm	mm	mm	mm	kN/bf	kN	kg/m
CA627	30.00	15.88	19.05	8.28	36.1	39.4	20.5	3.00	50.00/11247	55.0	2.51
CA550D	41.40	16.87	19.81	7.19	35.0	38.0	19.3	2.80	39.10/8886	51.2	1.94
CA555D	41.40	16.87	12.70	7.19	29.1	32.0	19.3	3.10	39.10/8886	56.0	1.72
CA557D	41.40	17.78	20.24	8.00	37.4	40.6	23.1	3.10	55.61/12639	74.3	2.60
CA620D	42.01	17.91	24.51	7.19	41.8	45.2	20.2	3.25	39.10/8886	55.1	2.35
CA2062H	38.10	22.23	12.57	5.94	29.2	31.6	18.0	3.25	31.10/6992	35.0	2.30
CA627F1	30.00	15.88	19.60	8.28	36.1	39.7	20.5	3.00	50.00/11241	55.0	2.55

## CA型钢制农机链

### CA type steel agricultural chains

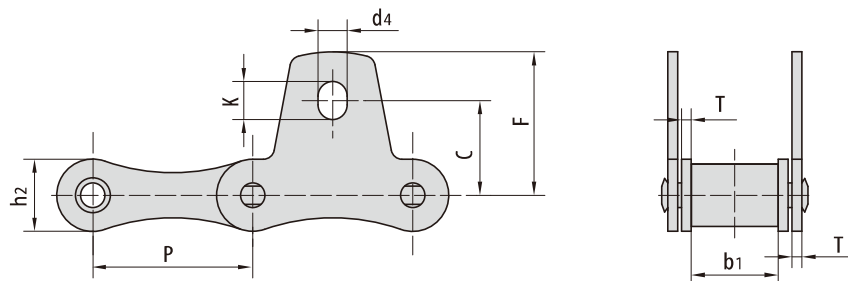


东华链号 Donghua Chain No.	节距 Pitch	滚子直径 Roller diameter	内节内宽 Width between inner plates	销轴直径 Pin diameter	销轴长度 Pin length		链板尺寸 Plate dimension		抗拉强度 Tensile strength	平均抗拉强度 Average tensile strength	每米长重 Weight per meter
	P	d1 max	b1 min	d2 max	L max	Lc max	h2 max	T max	Q min	Q0	q
	mm	mm	mm	mm	mm	mm	mm	mm	kN/bf	kN	kg/m
38.4R	38.400	15.88	19.05	6.92	33.8	36.4	17.30	2.50	33.00/7480	41.2	1.70
38.4V	38.400	15.88	18.00	6.92	35.0	38.0	17.30	3.00	40.00/9091	50.0	1.83
38.4VB	38.400	15.88	19.05	8.28	36.1	39.4	20.50	3.00	50.00/11363	62.5	2.17
55VD	41.400	17.90	23.00	8.22	39.3	42.4	20.00	2.80	42.00/9546	45.0	2.34
CA2060H	38.100	11.91	12.70	5.94	29.2	31.6	18.00	3.25	31.10/6996	40.5	1.45
CA550	41.400	16.87	19.81	7.19	35.0	38.0	19.30	2.80	39.10/8886	51.2	1.94
CA550(U)	41.400	16.86	19.80	7.19	35.5	28.3	19.50	2.80	48.91/10996	53.8	1.98
CA550F4	41.400	14.35	20.24	7.14	35.0	38.5	19.05	2.80	50.00/11363	52.0	1.76
CA550F5	41.400	16.66	20.24	7.14	35.0	38.5	19.05	2.80	45.00/10227	52.0	1.97
CA550H	41.400	16.74	20.00	7.14	36.0	39.1	19.10	3.00	57.82/13000	60.8	2.00
CA550V	41.400	16.80	19.05	8.28	36.1	39.1	22.00	3.00	55.00/12499	68.7	2.24
CA550VF2	41.400	16.80	19.05	8.28	36.1	38.8	20.00	3.00	55.00/12499	68.7	2.13
CA555	41.400	16.87	12.70	7.19	29.1	32.0	19.30	3.10	39.10/8886	56.0	1.72
CA557	41.400	17.78	20.24	8.00	37.4	40.6	23.10	3.10	55.61/12639	74.3	2.60
CA557(U)	41.400	17.78	19.50	8.00	37.5	40.6	23.30	3.10	64.5/14501	71.0	2.55
CA620	42.010	17.91	24.51	7.19	41.8	45.2	20.20	3.25	39.10/8886	55.1	2.35
CA960	41.400	17.78	22.61	8.90	40.1	43.0	23.10	3.00	66.00/15160	72.6	6.94
CAE44151	28.575	15.88	16.20	7.92	33.5	36.9	22.20	3.25	58.80/13363	64.5	2.73
S62F3	41.910	19.05	25.40	8.00	42.0	44.6	26.00	3.00	47.00/10796	58.7	3.12

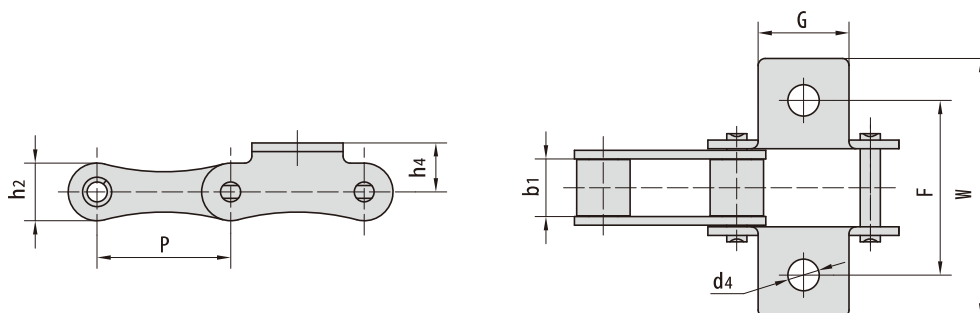


## S型钢制农机链附件

### S type steel agricultural chain attachments



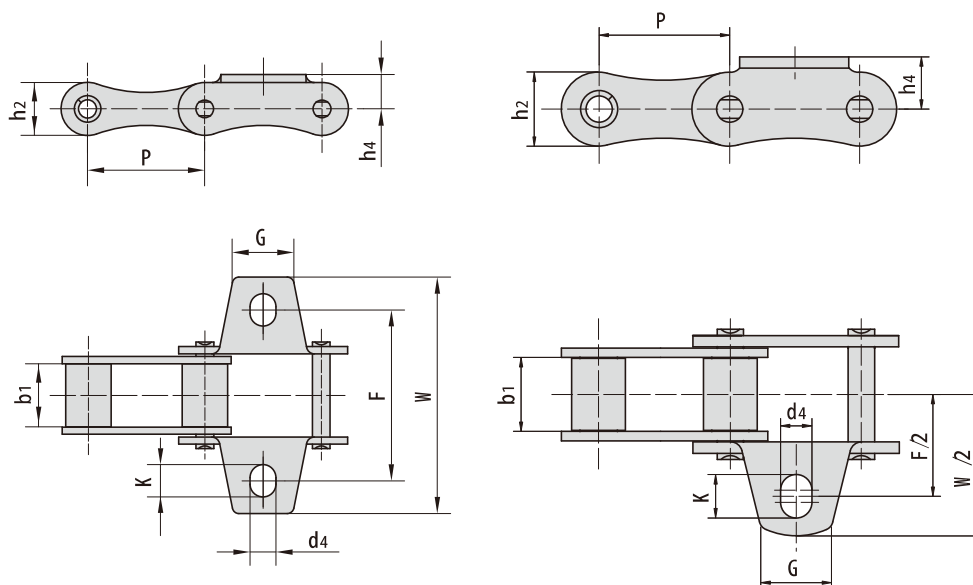
东华链号 Donghua Chain No.	P	b <sub>1</sub>	h <sub>2</sub>	T	C	F	d <sub>4</sub>	K
	mm	mm	mm	mm	mm	mm	mm	mm
S32SK1	29.21	15.88	13.2	1.8	17.3	26.20	5.3	6.9
S42SK1	34.93	19.05	19.8	2.8	23.6	34.30	8.3	11.5
S42SK1F1	34.93	19.05	19.8	2.8	22.9	33.33	8.3	11.5
S45SK1	41.40	22.23	17.3	2.8	19.8	30.20	8.3	11.5
S52SK1	38.10	22.23	17.3	2.8	22.1	31.80	8.3	9.9
S55SK1	41.40	22.23	17.3	2.8	19.8	30.20	8.3	11.5
S62SK1	41.91	26.20	17.3	2.5	24.6	38.60	8.3	14.7
S77SK1	58.34	22.23	26.2	4.0	36.3	50.00	8.3	11.5
S88SK1	66.27	28.58	26.2	4.0	43.7	55.60	8.3	9.9
S32SK1F1	29.21	15.88	13.2	1.8	16.7	25.68	6.5	8.1
S55RHSK1	41.40	22.23	22.4	4.0	19.8	30.20	8.3	11.5



东华链号 Donghua Chain No.	P	b <sub>1</sub>	G	F	W	h <sub>4</sub>	d <sub>4</sub>	h <sub>2</sub>
	mm	mm	mm	mm	mm	mm	mm	mm
S52LK1	38.10	16.40	26.0	50.0	74.0	14.0	9.0	16.5
S55VK1	41.40	22.23	30.0	58.0	76.0	16.0	9.0	20.0
S42F2K1F1	34.93	19.05	45.0	54.8	75.2	14.0	8.3	19.8
S52LF1K1	38.10	16.00	26.0	50.0	74.0	16.0	9.0	16.5
S55VDK1	41.40	23.00	30.0	58.0	76.0	16.0	9.0	20.0

## S型钢制农机链附件

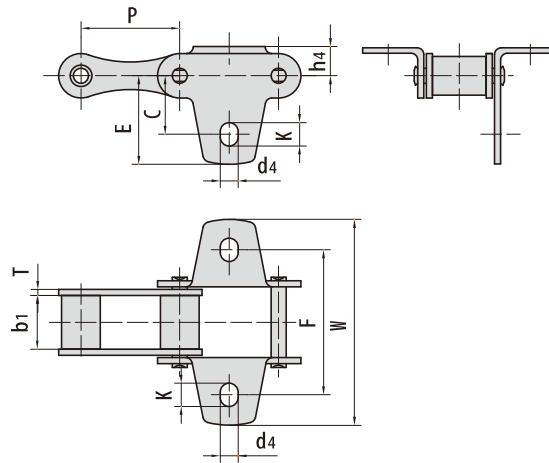
## S type steel agricultural chain attachments



东华链号 Donghua Chain No.	P	b <sub>1</sub>	G	F	W	h <sub>4</sub>	d <sub>4</sub>	K	h <sub>2</sub>
	mm	mm	mm	mm	mm	mm	mm	mm	mm
S 32K 1	29.21	15.88	15.0	42.9	61.0	8.6	5.3	6.9	13.2
S 32K 1F 1	29.21	15.88	15.0	42.9	61.0	8.6	6.5	8.1	13.2
S 32K 1F 3	29.21	15.88	17.0	42.9	49.0	8.6	5.0	6.5	13.2
S 32VK 1	29.21	15.88	15.0	43.0	61.0	8.6	6.5	8.0	13.5
S 42K 1	34.93	19.05	17.5	54.0	74.9	14.0	8.3	11.5	19.8
S 45K 1	41.40	22.23	22.0	54.0	75.0	11.4	8.5	11.7	17.3
S 51K 1	38.10	16.00	19.0	49.8	71.5	11.4	8.3	9.9	17.3
S 52K 1	38.10	22.23	19.0	58.8	78.0	11.4	8.3	9.9	17.3
S 52K 1F 1	38.10	22.23	19.0	58.8	78.0	11.4	6.6	8.2	17.3
S 55K 1	41.40	22.23	22.0	54.0	75.0	11.4	8.5	11.7	17.3
S 55K 1F 1	41.40	22.23	22.0	54.0	75.0	11.4	6.5	9.5	17.3
S 55HK 1	41.40	22.23	34.0	52.7	82.0	13.4	8.4	11.4	20.4
S 55H (T)K 1	41.40	22.23	34.0	51.2	81.4	13.4	8.4	11.4	20.4
S 55HF 5	41.40	22.23	38.0	57.0	95.0	14.0	8.5	11.2	22.0
S 55R K 1F 1	41.40	22.23	25.0	63.6	90.4	16.0	8.6	12.0	22.4
S 62K 1	41.91	26.20	22.0	66.8	95.4	11.4	8.3	14.7	17.3
S 62A 2K 1	41.91	26.20	22.0	66.7	95.5	12.6	8.3	14.7	17.3
S 62F 2K 1	41.91	26.20	22.0	66.8	95.4	11.4	6.5	13.0	17.3
S 62F 5A 2K 1	41.91	26.20	22.0	66.7	95.5	12.6	8.3	14.7	16.7
S 77K 1	58.34	22.23	25.0	76.2	102.0	20.8	8.3	11.5	26.2
S 88K 1	66.27	28.58	22.0	97.0	119.4	20.8	8.3	9.9	26.2
S 51HF 1K 1	38.10	16.00	34.0	52.4	84.5	13.0	8.3	9.9	21.0
S 88F 2K 1	66.27	28.58	22.0	97.0	119.4	20.8	8.3	9.9	26.2
S 42A 1F 2	34.93	19.05	23.6	54.0	75.0	14.0	6.9	10.1	19.8
S 42F 2A 1	34.93	19.05	17.5	54.0	75.0	14.0	8.3	11.5	19.8
S 88F 3K 1	66.27	28.58	30.0	97.7	120.0	20.5	8.3	9.9	26.2
S 62F 12K 1	41.91	25.40	22.0	65.9	94.7	12.6	8.3	14.7	16.7

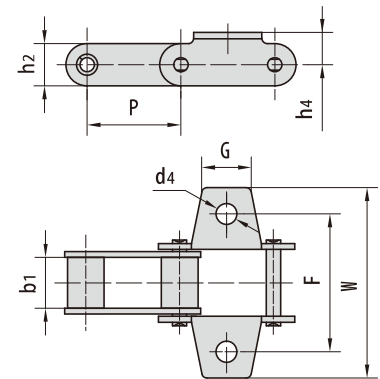
## S型钢制农机链附件

### S type steel agricultural chain attachments

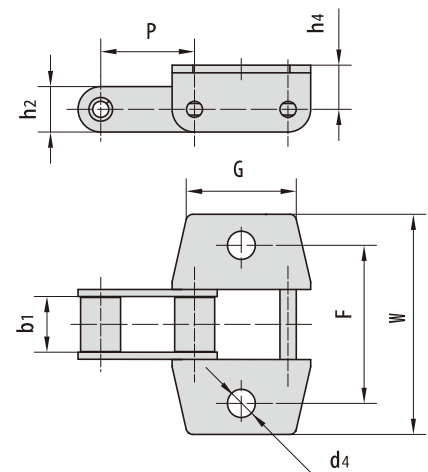


东华链号 Donghua Chain No.	P	b <sub>1</sub>	T	C	E	F	W	d <sub>4</sub>	K	h <sub>4</sub>
	mm	mm	mm	mm	mm	mm	mm	mm	mm	mm
S32F1	41.4	29.21	1.8	17.3	26.2	42.9	60	5.3	6.9	8.6

东华链号 Donghua Chain No.	P	b <sub>1</sub>	G	F	W	h <sub>4</sub>	d <sub>4</sub>	h <sub>2</sub>
	mm	mm	mm	mm	mm	mm	mm	mm
S52F1	38.4	18.50	23.0	57.5	80.0	16.0	8.7	17.5
S55VK1F2	41.4	22.23	22.0	54.0	72.0	15.0	8.7	20.0
S52F13K1	38.1	19.00	17.0	57.0	81.0	15.4	9.1	17.3

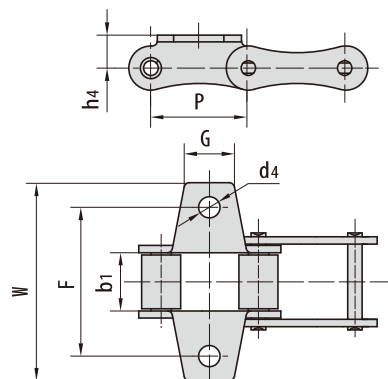


东华链号 Donghua Chain No.	P	b <sub>1</sub>	G	F	W	h <sub>4</sub>	d <sub>4</sub>	h <sub>2</sub>
	mm	mm	mm	mm	mm	mm	mm	mm
S52F2	38.4	18.50	39.0	57.0	80.0	16.0	10.5	17.5
S52F7	38.4	19.05	39.0	58.4	82.4	14.5	10.5	20.5
S52F12	38.1	19.05	39.0	57.5	79.5	14.5	10.0	14.5



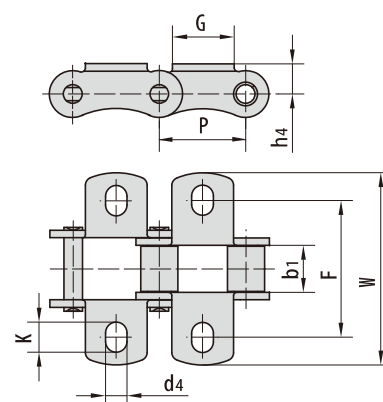
## S型钢制农机链附件

### S type steel agricultural chain attachments

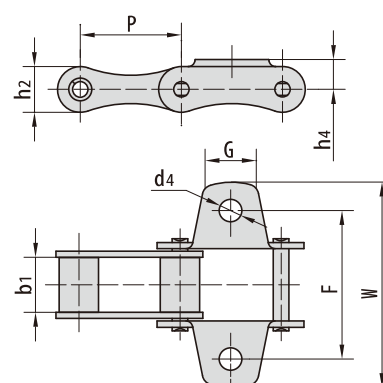


东华链号 Donghua Chain No.	P	b <sub>1</sub>	G	F	W	h <sub>4</sub>	d <sub>4</sub>
	mm	mm	mm	mm	mm	mm	mm
S52F6	38.10	22.23	19.0	51.2	71.7	16.5	8.3
55VK1F2	41.40	22.23	20.0	71.0	93.8	16.0	8.4
55VK1F3	41.40	22.23	22.0	54.0	72.0	15.0	8.7
S62K1F1	41.91	26.20	26.0	63.0	92.0	11.4	7.0
S62K1F2	41.91	26.20	22.0	66.8	95.4	10.5	8.5

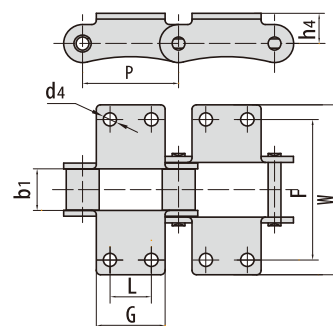
东华链号 Donghua Chain No.	P	b <sub>1</sub>	G	F	W	h <sub>4</sub>	d <sub>4</sub>	K
	mm	mm	mm	mm	mm	mm	mm	mm
S55RK1	41.4	22.23	25.0	63.6	90.4	15.5	8.6	12.0
S55RHK1	41.4	22.23	25.0	63.6	90.4	15.5	8.6	12.0
CA645K1	41.4	22.23	25.0	58.0	83.0	18.5	8.5	12.0
S55RHF2K1	41.4	22.23	24.0	63.4	84.6	16.0	8.5	12.0
S55RHF3K1	41.4	22.23	24.0	63.4	84.6	16.0	8.5	12.0



东华链号 Donghua Chain No.	P	b <sub>1</sub>	G	F	W	h <sub>4</sub>	d <sub>4</sub>	h <sub>2</sub>
	mm	mm	mm	mm	mm	mm	mm	mm
S32K1F2	29.21	15.88	15.0	42.9	61.0	8.6	5.3	13.2
S52K1F2	38.10	22.23	22.0	58.7	76.5	11.4	8.5	17.3
S45K1F1	41.40	22.23	22.0	51.0	75.0	11.4	7.2	17.3
S45K1F2	41.40	22.23	22.0	56.0	75.0	11.4	10.0	17.3
55VK1F2	41.40	22.23	22.0	56.0	75.0	11.4	10.0	17.3
55VK1F1	41.40	22.23	22.0	56.0	75.0	16.0	10.0	20.0
S55F5	41.40	22.23	22.0	56.0	75.0	11.4	10.0	17.3
S77K1F1	58.34	22.23	26.0	76.2	103.8	20.8	10.5	26.2

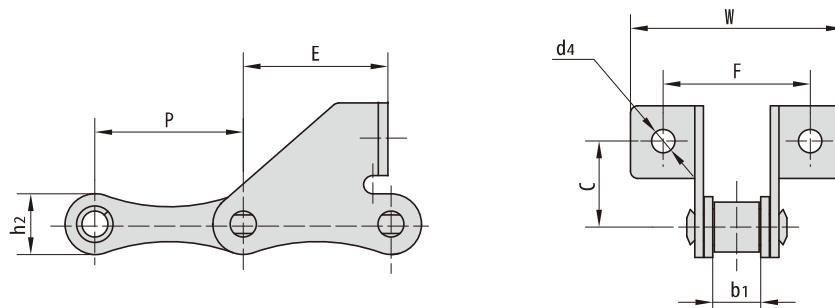


东华链号 Donghua Chain No.	P	b <sub>1</sub>	L	G	F	W	h <sub>4</sub>	d <sub>4</sub>
	mm	mm	mm	mm	mm	mm	mm	mm
S88K2F1	66.27	28.58	28.6	47.6	97.0	117.4	20.8	9.2
S62K2F1	41.91	26.20	19.1	35.0	66.8	95.4	11.4	8.3



## S型钢制农机链附件

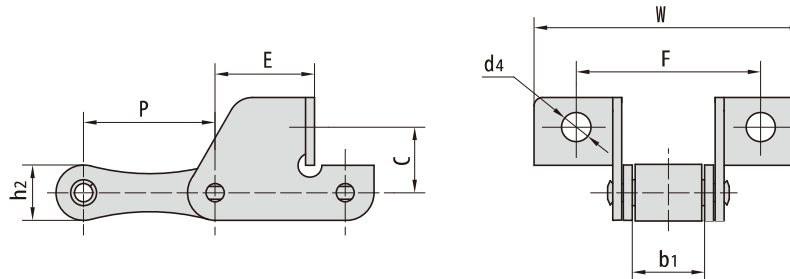
### S type steel agricultural chain attachments



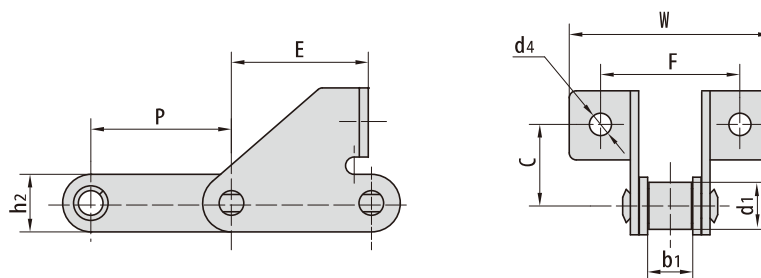
东华链号 Donghua Chain No.	P	b <sub>1</sub>	C	E	F	W	d <sub>4</sub>	h <sub>2</sub>
	mm	mm	mm	mm	mm	mm	mm	mm
55VSD F1	41.40	22.23	20.50	33.2	62.0	85.6	6.6	20.0
55VSD F2	41.40	22.23	20.50	33.2	62.0	85.6	8.3	20.0
55VSD F3	41.40	22.23	24.00	27.0	58.0	78.0	6.5	20.0
55VSD F4	41.40	22.23	23.40	28.5	57.5	83.4	6.5	20.0
S32SD	29.21	15.88	20.00	19.2	58.0	78.0	6.4	13.2
S45F1	41.40	22.23	21.00	25.0	62.4	83.4	8.5	17.3
S45HF3	41.40	22.23	17.50	33.5	61.3	89.9	8.4	17.3
S45SD	41.40	22.23	17.00	28.6	58.0	81.2	8.5	17.3
S45SD F2	41.40	22.23	21.00	28.5	62.4	83.4	8.5	17.3
S45W -F1	41.40	22.23	20.00	37.0	58.0	87.0	6.6	17.3
S45W -F4	41.40	22.23	20.50	33.2	58.0	85.6	6.6	17.3
S51SD F1	38.10	16.00	19.65	20.0	56.0	82.0	6.4	17.3
S52F12SD	38.10	13.00	20.00	30.0	47.5	83.4	6.4	17.3
S52F4	38.10	15.80	20.60	37.0	53.8	69.5	6.4	16.7
S52F8	38.10	22.23	20.60	37.0	60.7	76.4	6.4	17.3
S52F9	38.10	18.50	20.00	18.5	54.5	71.0	6.5	16.5
S52LF1SD	38.10	22.02	20.00	17.5	54.5	71.0	6.5	16.5
S52LF2SD	38.10	16.00	20.00	19.0	54.6	76.6	6.5	17.0
S52LSO	38.10	16.40	20.00	17.5	54.5	71.0	6.5	16.5
S52LVSD	38.10	17.80	20.00	19.2	62.0	85.5	6.4	16.7
S52LVSD F1	38.10	17.80	20.00	19.2	54.5	71.0	7.0	16.7
S52SD	38.10	22.23	20.00	19.2	62.0	88.5	6.4	17.3
S52SD F1	38.10	15.80	19.56	20.0	56.0	82.0	6.4	17.3
S52SD F2	38.10	22.20	20.20	37.2	57.6	86.2	6.5	16.4
S55F2	41.40	22.23	20.00	37.0	58.0	87.0	6.4	17.3
S55F3	41.40	22.23	20.50	33.2	58.0	85.6	6.6	17.3
S55F4	41.40	22.23	20.00	37.0	58.0	87.0	6.6	17.3
S55F6	41.40	22.23	20.00	30.0	58.0	87.0	6.4	17.3
S55F7	41.40	22.23	20.50	33.2	62.0	85.6	6.6	17.3
S55RSD F1	41.40	22.23	20.50	33.2	62.0	85.6	6.6	22.4
S55SD F2	41.40	22.23	20.00	33.4	58.0	86.0	6.6	17.3
S55SD F4	41.40	22.23	25.00	36.0	58.0	85.0	6.5	17.3
S55SD F6	41.40	22.23	20.00	37.0	58.0	87.0	8.5	17.3
S62SD	41.91	26.20	20.00	32.6	61.4	92.0	6.4	17.3

## S型钢制农机链附件

### S type steel agricultural chain attachments



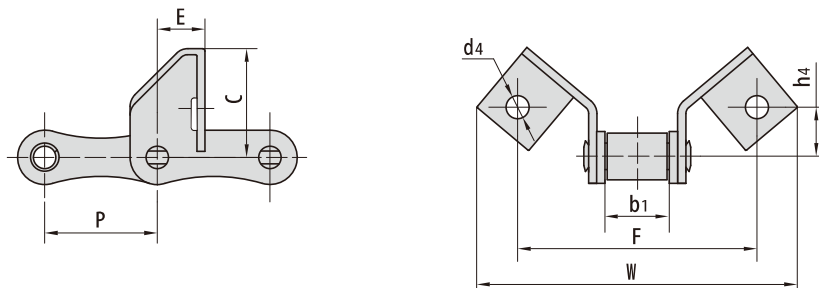
东华链号 Donghua Chain No.	P	b <sub>1</sub>	C	E	F	W	d <sub>4</sub>	h <sub>2</sub>
	mm	mm	mm	mm	mm	mm	mm	mm
S45HSD F3	41.4	22.23	17.5	31.1	63.5	84.0	8.3	17.3
S45SDF1	41.4	22.23	17.5	31.9	62.0	91.0	8.5	17.3
S45SDF3	41.4	22.23	16.5	31.9	62.0	91.0	8.5	17.3
S45V	41.4	22.23	21.0	28.5	62.4	83.4	8.8	17.3
S55F12SD	41.4	22.23	20.0	30.0	61.6	94.7	6.5	17.3
S55HSD F3	41.4	22.23	20.6	32.5	64.0	91.0	8.5	20.4
S55SDF1	41.4	22.23	20.0	31.9	58.0	89.2	6.5	17.3
S55V	41.4	22.23	21.0	28.5	57.5	83.4	6.5	17.3



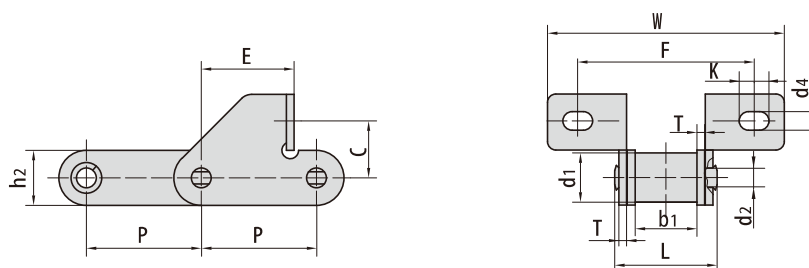
东华链号 Donghua Chain No.	P	d <sub>1</sub>	b <sub>1</sub>	C	E	F	W	d <sub>4</sub>	h <sub>2</sub>
	mm	mm	mm	mm	mm	mm	mm	mm	mm
S52F11SD	38.1	16.00	17.50	21.0	23.0	55.0	75.0	8.3	20.0
S52F3	38.4	15.88	18.50	24.0	37.4	52.0	73.0	8.7	17.5
C45F1SD	41.4	15.24	22.23	19.7	41.7	58.0	90.0	6.6	17.3

## S型钢制农机链附件

### S type steel agricultural chain attachments



东华链号 Donghua Chain No.	P	b <sub>1</sub>	C	E	F	W	h <sub>4</sub>	d <sub>4</sub>
	mm	mm	mm	mm	mm	mm	mm	mm
55VSE	41.4	22.23	41.0	17.5	88	118	18.44	8.4
55VSEL	41.4	22.23	41.0	31.3	88	118	18.44	8.4
55VSEF1	41.4	22.23	40.0	25.0	88	118	18.00	8.4
CA645SE	41.4	22.23	40.0	17.5	88	118	18.00	8.4

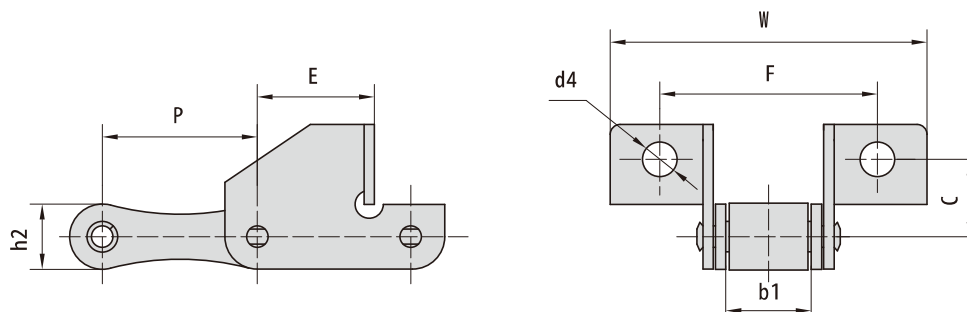


东华链号 Donghua Chain No.	P	C	E	F	W	d <sub>4</sub>	K
	mm	mm	mm	mm	mm	mm	mm
S55F9SD	41.4	20.5	33.4	62.0	85.4	6.7	10.7
S55HSD F2	41.4	20.6	32.5	64.0	91.0	7.5	10.7
55VF1SD F1	41.4	18.8	26.7	65.5	90.0	8.5	10.0

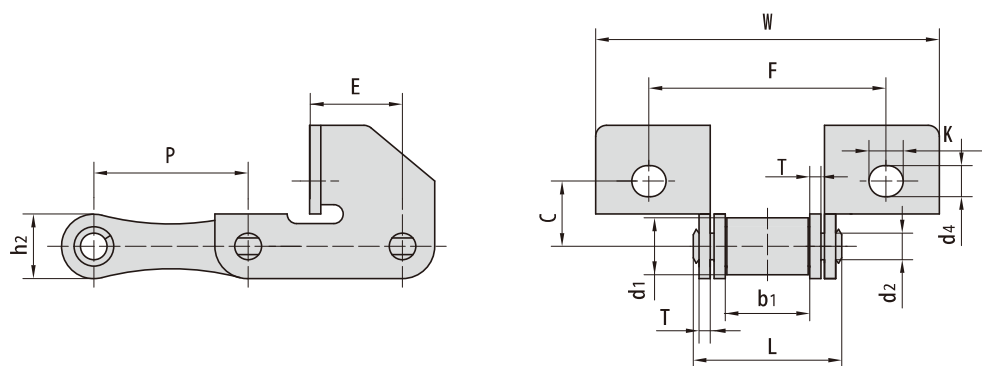
东华链号 Donghua Chain No.	节距 Pitch	滚子直径 Roller diameter	内节内宽 Width between inner plates	销轴直径 Pin diameter	销轴长度 Pin length	链板尺寸 Plate dimension		抗拉强度 Tensile strength	每米长重 Weight per meter
	P	d <sub>1</sub> max	b <sub>1</sub> min	d <sub>2</sub> max	L max	h <sub>2</sub> max	T	Q <sub>min</sub>	q
	mm	mm	mm	mm	mm	mm	mm	kN/bf	kg/m
S55F9SD	41.4	17.78	22.20	7.14	37.0	19.8	2.8	35.0/7873	2.7
S55HSD F2	41.4	15.20	22.23	8.28	39.5	20.4	3.0	45.0/10116	2.6
55VF1SD F1	41.4	17.90	22.23	8.22	39.3	21.4	3.0	45.0/10116	2.9

## S型钢制农机链附件

### S type steel agricultural chain attachments



东华链号 Donghua Chain No.	P	b <sub>1</sub>	C	E	F	W	d <sub>4</sub>	h <sub>2</sub>
	mm	mm	mm	mm	mm	mm	mm	mm
CA2060F1SD	38.1	12.70	21.0	29.7	47.6	82.5	6.4	17.3
S55F1	41.4	22.23	19.0	31.9	62.0	89.2	8.3	17.3
S55F10SD	41.4	22.23	20.0	30.0	57.0	90.1	6.5	17.3
S55H(T)SDF3	41.4	22.23	20.6	31.6	63.5	90.5	8.5	20.4
S55HSDF1	41.4	22.23	20.6	41.8	64.0	91.0	8.4	20.4
S55RHSD F	41.4	22.23	25.4	31.5	71.0	101.0	7.0	22.4
S55RHSD F1	41.4	22.23	25.4	31.5	71.0	101.0	8.5	22.4
S55RSD	41.4	22.23	19.0	31.9	62.0	89.2	8.3	22.4
S55SDF3	41.4	22.23	17.2	31.9	62.0	92.0	8.3	17.3



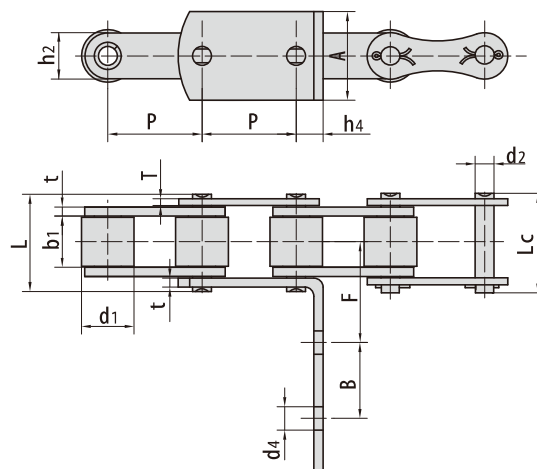
东华链号 Donghua Chain No.	节距 Pitch	滚子直径 Roller diameter	内节内宽 Width between inner plates	销轴直径 Pin diameter	销轴长度 Pin length	链板尺寸 Plate dimension	附件尺寸 Attachment dimension							抗拉强度 Tensile strength	每米长重 Weight per meter
	p	d <sub>1</sub> max	b <sub>1</sub> min	d <sub>2</sub> max	L max	h <sub>2</sub> max	T	C	E	F	W	d <sub>4</sub>	K	Q min	q
	mm	mm	mm	mm	mm	mm	mm	mm	mm	mm	mm	mm	mm	kN/bf	kg/m
S45HF1	41.4	15.24	22.23	7.14	39.5	17.3	3.0	17.5	24.9	63.4	92.0	8.3	9.2	36.75/8267	2.00
S45HSDF1	41.4	15.24	22.23	7.14	39.5	17.3	3.0	17.5	31.1	63.5	84.0	8.3	9.2	36.75/8267	2.60
S55H(T)SD	41.4	17.78	22.23	8.28	39.5	20.4	3.0	20.6	32.5	63.5	90.5	7.5	10.7	45.00/10122	2.45
S55HSD	41.4	17.78	22.23	8.28	39.5	20.4	3.0	20.6	32.5	64.0	91.0	7.5	10.7	45.00/10122	2.90



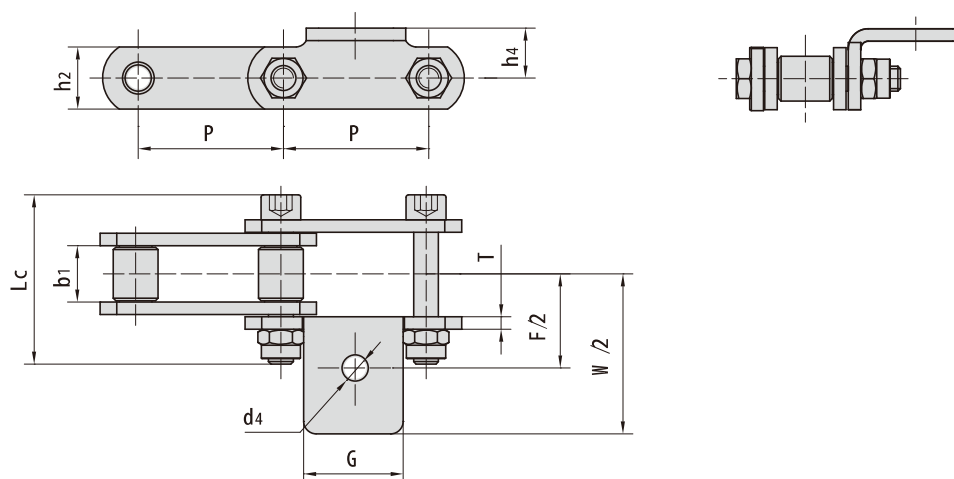
## S型钢制农机链附件

### S type steel agricultural chain attachments

东华链号 Donghua Chain No.	P	A	B	F	h <sub>4</sub>	d <sub>4</sub>
	mm	mm	mm	mm	mm	mm
S55HF2	41.4	39.0	50	61.0	11.8	8.3
S55HF1	41.4	30.0	30	32.0	13.5	6.5



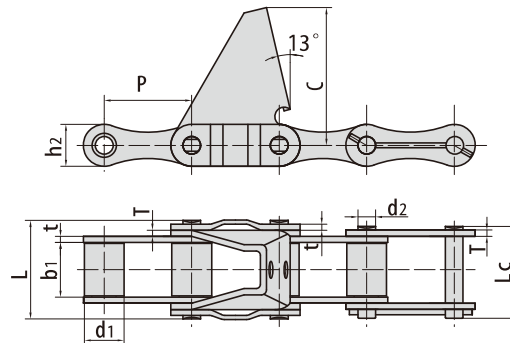
东华链号 Donghua Chain No.	节距 Pitch	滚子直径 Roller diameter	内节内宽 Width between inner plates	销轴直径 Pin diameter	销轴长度 Pin length		链板尺寸 Plate dimension		抗拉强度 Tensile strength	每米长重 Weight per meter
	P	d <sub>1</sub> max	b <sub>1</sub> min	d <sub>2</sub> max	L max	Lc max	h <sub>2</sub> max	t/T	Q min	q
	mm	mm	mm	mm	mm	mm	mm	mm	kN/bf	kg/m
S55HF2	41.4	23.00	22.23	8.28	42.0	45.5	20.0	4.0/3.0	47.5/10685	4.27
S55HF1	41.4	17.78	22.23	8.28	39.5	42.8	20.4	3.0	45.0/10122	2.90



东华链号 Donghua Chain No.	P	b <sub>1</sub>	G	F	W	h <sub>4</sub>	d <sub>4</sub>	h <sub>2</sub>	Lc	T
	mm	mm	mm	mm	mm	mm	mm	mm	mm	mm
S77A1F2	58.34	22.23	40.0	75.0	126.0	21.0	10.5	30.0	67.0	5.0
S77A1F3	58.34	22.23	40.0	79.0	132.0	21.0	10.5	30.0	71.0	6.0
S77F1A1	58.34	22.23	40.0	77.0	128.0	20.0	10.5	25.0	68.0	5.0
S77F2A1	58.34	22.23	40.0	77.0	132.0	25.0	10.5	30.0	72.0	6.0

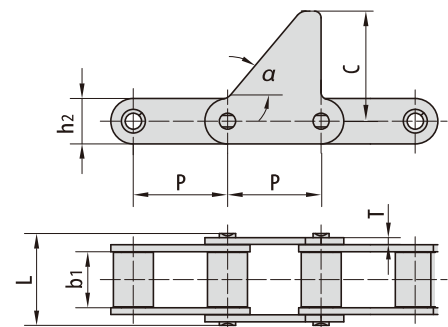
## S型钢制农机链附件

### S type steel agricultural chain attachments

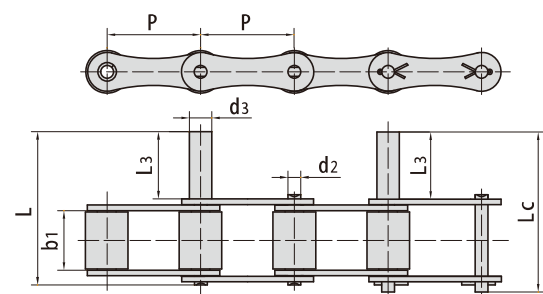


东华链号 Donghua Chain No.	节距 Pitch	滚子直径 Roller diameter	内节内宽 Width between inner plates	销轴直径 Pin diameter	销轴长度 Pin length		链板尺寸 Plate dimension			抗拉强度 Tensile strength	平均抗拉强度 Average tensile strength
	p	d1 max	b1 min	d2 max	L max	Lc max	h2 max	t/T	C	Q <sub>min</sub>	Q <sub>0</sub>
	mm	mm	mm	mm	mm	mm	mm	mm	mm	kN/bf	kN
S62R-C6E	41.91	19.05	25.8	8.5	47.8	44.6	20.1	2.8/3.0	66.0	42.0/9448	43.7

东华链号 Donghua Chain No.	P	b1	C	α	L	T	h2
	mm	mm	mm		mm	mm	mm
S62F1	41.91	25.4	60.0	50°	41.9	3.0	20.0

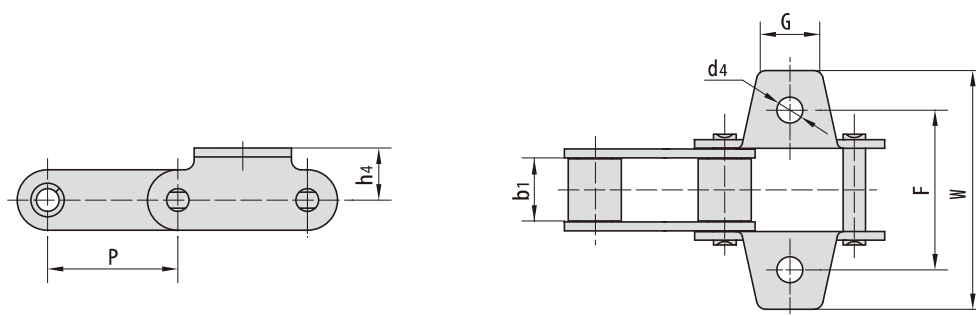


东华链号 Donghua Chain No.	P	b1	d2	d3	L3	L	Lc
	mm	mm	mm	mm	mm	mm	mm
S62-D4	41.91	26.20	5.72	10.00	35	73.8	76.5
S42-D1F1	34.93	19.05	7.00	9.95	25	58.0	61.0
S42-D2	34.93	19.05	7.00	10.00	30	63.0	65.7
S62-D3F1	41.91	26.20	5.72	5.72	18	56.8	59.5



## C型/CA型钢制农机链附件

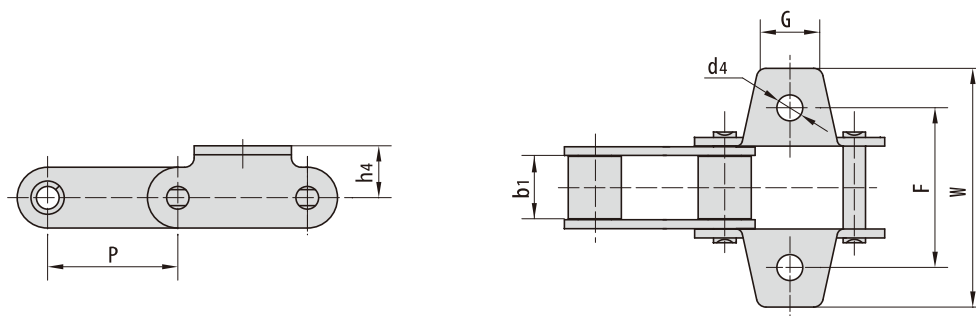
C type and CA type steel agricultural chain attachments



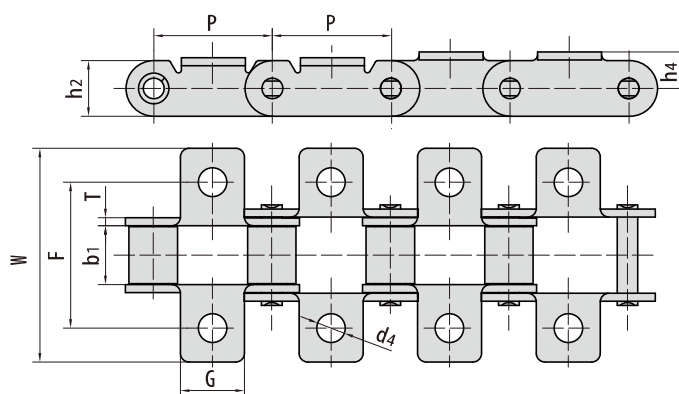
东华链号 Donghua Chain No.	P	b <sub>1</sub>	G	F	W	h <sub>4</sub>	d <sub>4</sub>
	mm	mm	mm	mm	mm	mm	mm
38.4R K 1F1	38.4	19.05	22.00	58.0	83.00	15.4	9.00
38.4R K 1F2	38.4	19.05	22.00	57.5	82.00	16.0	9.00
38.4R K 1F3	38.4	19.05	20.00	58.0	84.40	15.5	8.50
38.4R K 1F4	38.4	19.05	20.00	57.0	75.00	16.0	8.50
38.4R K 1F7	38.4	19.05	22.00	57.5	82.00	16.0	10.50
38.4R K 1F8	38.4	19.05	20.30	57.0	78.00	16.0	8.60
38.4R K 1F9	38.4	19.05	20.00	57.0	73.00	10.7	6.50
38.4R K 1F10	38.4	19.05	20.00	57.0	78.00	16.0	8.50
38.4SH K 1	38.4	19.00	20.00	57.0	75.00	16.0	8.60
38.4VF3K 1	38.4	18.00	20.00	58.0	79.00	15.4	9.00
38.4VF3K 1F2	38.4	18.00	20.00	57.5	79.00	15.4	8.50
38.4VK 1	38.4	18.00	22.00	57.5	82.00	15.4	9.00
38.4VK 1F6	38.4	18.00	22.00	56.8	74.80	16.3	8.50
38.4VK 1F7	38.4	18.00	22.00	57.5	82.00	15.4	8.40
38.4VK 1F9	38.4	18.00	22.00	56.8	82.00	16.3	8.70
C 55VK 1	41.4	22.23	23.00	58.0	75.60	15.0	9.00
C 55VK 1F1	41.4	22.23	30.00	58.0	76.00	16.0	9.00
CA 550A 29	41.4	19.81	22.23	50.8	71.40	12.7	9.92
CA 550F 5AK 29M	41.4	20.24	26.20	50.8	75.40	16.5	10.24
CA 550AK 4F2	41.4	20.24	26.00	54.0	80.60	16.5	10.30
CA 550F2	41.4	19.50	22.00	50.8	72.00	14.7	8.50
CA 550F 4K 19	41.4	20.24	22.23	50.8	77.80	12.7	6.75
CA 550AK 29M	41.4	19.81	26.20	50.8	75.40	16.5	10.24
CA 550F 5K 1	41.4	20.24	22.20	54.0	71.50	12.7	8.50
CA 550F 5K 29F1	41.4	20.24	22.00	50.8	75.40	12.7	10.30
CA 550K 1F1	41.4	19.81	20.00	54.0	76.20	16.5	8.30
CA 550K 1F15	41.4	19.81	22.00	50.8	76.20	12.7	8.50
CA 550K 1F16	41.4	19.81	22.00	53.8	75.00	11.7	8.50
CA 550K 1F18	41.4	19.81	22.20	53.7	71.10	12.7	9.90

## C型/CA型钢制农机链附件

C type and CA type steel agricultural chain attachments



东华链号 Donghua Chain No.	P	b <sub>1</sub>	G	F	W	h <sub>4</sub>	d <sub>4</sub>
	mm	mm	mm	mm	mm	mm	mm
CA550K1F2	41.4	19.81	20.00	50.8	76.20	16.5	8.30
CA550K1F7	41.4	19.81	26.20	50.8	75.40	16.5	8.40
CA550K25	41.4	19.81	22.23	50.8	71.40	12.7	8.70
CA550K29F1	41.4	19.81	22.20	50.8	75.40	12.7	10.30
CA550VF2K1	41.4	19.05	27.18	51.0	75.54	16.5	8.33
CA550VK1	41.4	19.05	27.00	54.0	75.54	16.5	8.50
CA550VK1F1	41.4	19.05	27.00	50.8	75.54	16.5	8.50
CA557F7K1	41.4	20.24	25.70	57.2	78.20	16.5	10.50
CA557K1	41.4	20.24	22.00	50.8	72.00	15.9	8.70
CA557K1F2	41.4	20.24	22.00	50.8	72.00	15.9	8.30

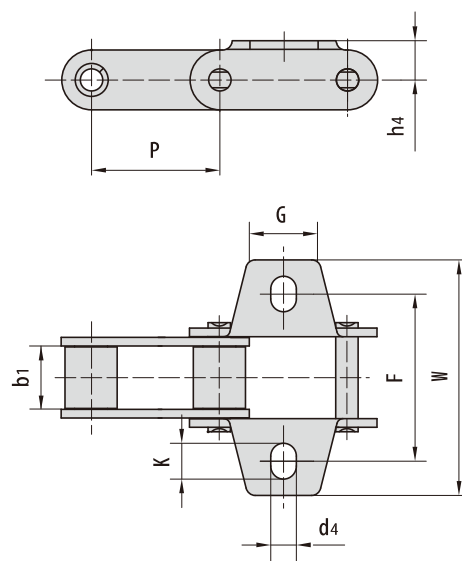


东华链号 Donghua Chain No.	P	b <sub>1</sub>	G	F	W	h <sub>2</sub>	h <sub>4</sub>	T	d <sub>4</sub>
	mm	mm	mm	mm	mm	mm	mm	mm	mm
CA550K11	41.40	19.81	22.2	50.8	75.4	19.3	10.7	2.80	9.92
CA550K17	41.40	19.81	22.2	54.0	76.2	19.3	12.7	2.80	6.75
CA550K20	41.40	19.81	22.2	50.8	76.2	19.3	12.7	2.80	6.75
CA550K22	41.40	19.81	22.2	54.0	76.2	19.3	12.7	2.80	9.53
CA550K1F8	41.40	19.81	22.2	50.8	75.4	19.3	10.7	2.80	6.75
CA550K1F17	41.40	19.81	22.2	50.5	67.1	19.3	10.7	2.80	6.75
CA557K1F3	41.40	20.24	38.1	75.5	107.4	23.1	15.9	3.10	10.30
CA620K1F2	42.01	24.51	22.2	62.7	80.2	20.2	11.5	3.25	6.75
CA620K1S	42.01	24.51	22.2	62.7	80.2	20.2	11.5	3.25	8.33

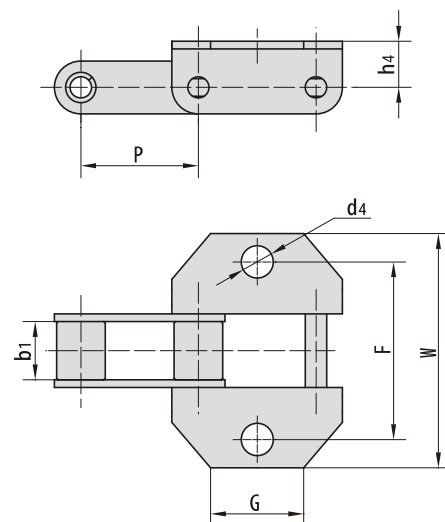
## C型/CA型钢制农机链附件

C type and CA type steel agricultural chain attachments

东华链号 Donghua Chain No.	P	b <sub>1</sub>	G	F	W	h <sub>4</sub>	d <sub>4</sub>	K
	mm	mm	mm	mm	mm	mm	mm	mm
CA 550K 1	41.4	19.81	22.00	52.5	76.2	12.7	8.3	10.0
CA 550K 1F3	41.4	19.81	22.00	54.0	76.2	12.7	8.3	11.5
CA 550F4K 19F1	41.4	20.24	22.23	52.5	76.2	12.7	8.3	10.0
CA 550K 1F9	41.4	19.81	22.00	50.8	76.2	12.7	8.3	11.7
CA 555K 1	41.4	12.70	22.00	52.5	76.2	12.7	8.3	10.0



东华链号 Donghua Chain No.	P	b <sub>1</sub>	G	F	W	h <sub>4</sub>	d <sub>4</sub>
	mm	mm	mm	mm	mm	mm	mm
38.4R F5K 1	38.4	19.05	29.1	58.0	76.5	11.0	8.0
38.4R F7K 1	38.4	19.05	30.0	59.7	78.5	11.4	8.3
38.4R K 1	38.4	19.05	29.1	58.0	76.5	15.1	10.5
38.4R K 1F11	38.4	19.05	40.0	57.0	86.0	16.0	10.5
38.4R K 1F6	38.4	19.05	40.0	57.0	84.0	16.5	10.3
38.4VBF3	38.4	19.05	40.0	57.0	86.0	16.0	10.3
38.4VBK 1	38.4	19.05	29.0	58.0	87.0	14.0	10.5
38.4VBK 1F3	38.4	19.05	39.0	57.0	80.0	16.0	10.5
38.4VK 1F1	38.4	18.00	29.1	57.0	75.0	15.1	8.5
38.4VK 1F10	38.4	18.00	39.0	58.4	82.4	14.5	10.5
38.4VK 1F11	38.4	18.00	35.0	57.0	76.1	16.0	9.0
38.4VK 1F2	38.4	18.00	29.1	57.0	75.0	15.1	10.5
38.4VK 1F3	38.4	18.00	29.1	57.0	75.0	15.1	9.0
CA 550HF7K 1	41.4	20.00	22.6	56.7	74.3	13.2	8.5
CA 550HK 1	41.4	20.00	22.6	54.0	71.5	12.7	8.5
CA 550K 18	41.4	19.81	22.6	54.0	71.6	12.7	8.5
CA 550K 1F6	41.4	19.81	48.5	54.0	76.2	16.5	10.5
CA 550VK 18	41.4	19.05	22.6	54.0	71.6	12.7	8.5



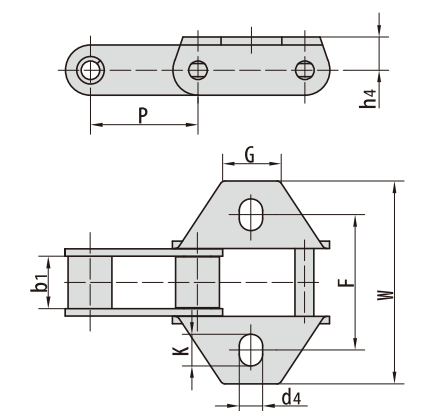
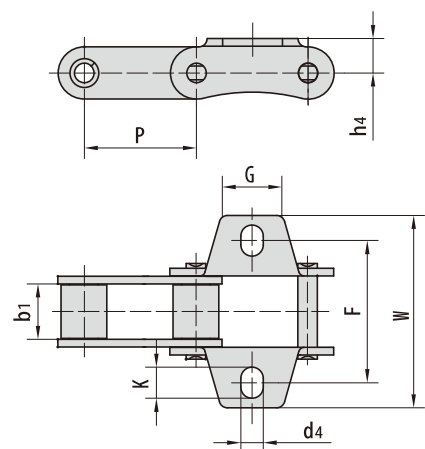
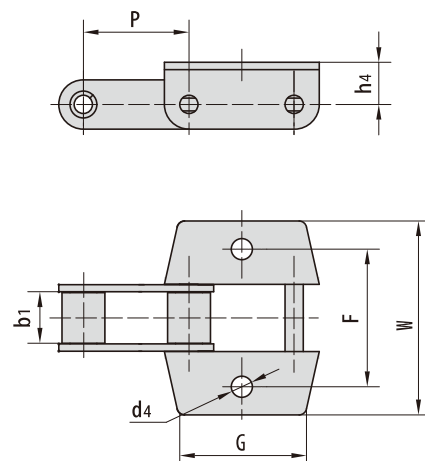
## C型/CA型钢制农机链附件

C type and CA type steel agricultural chain attachments

东华链号 Donghua Chain No.	P	b <sub>1</sub>	G	F	W	h <sub>4</sub>	d <sub>4</sub>
	mm	mm	mm	mm	mm	mm	mm
38.4VK1F8	38.40	18.00	40.0	57.0	86.00	16.0	10.5
38.4VBF5	38.40	19.05	40.0	57.0	86.00	14.0	10.5
38.4VBF6	38.40	19.05	20.0	57.0	75.00	16.0	8.6
38.4VBF7	38.40	19.05	40.0	58.5	86.60	14.0	10.5
CA550K1F4	41.40	19.81	48.5	54.0	76.20	16.5	8.5
CA550VK1F3	41.40	19.05	56.0	54.0	75.54	16.5	8.5
CA550K1F6	41.40	19.81	48.5	54.0	76.20	16.5	10.5
CA550K18	41.40	19.81	22.6	54.0	71.60	12.7	8.5
CA620A1F1	42.01	24.51	63.5	67.7	91.70	16.1	10.5
CA620W K1F1	42.01	24.51	62.2	69.0	90.80	16.2	10.3

东华链号 Donghua Chain No.	P	b <sub>1</sub>	G	F	W	h <sub>4</sub>	d <sub>4</sub>	K
	mm	mm	mm	mm	mm	mm	mm	mm
CA550K19	41.4	19.81	22.0	50.8	71.0	12.7	8.3	11.0
CA550K19F1	41.4	19.81	22.0	54.0	71.0	12.7	8.3	11.0
CA550K19F2	41.4	19.81	25.4	50.8	71.0	12.7	8.4	11.5

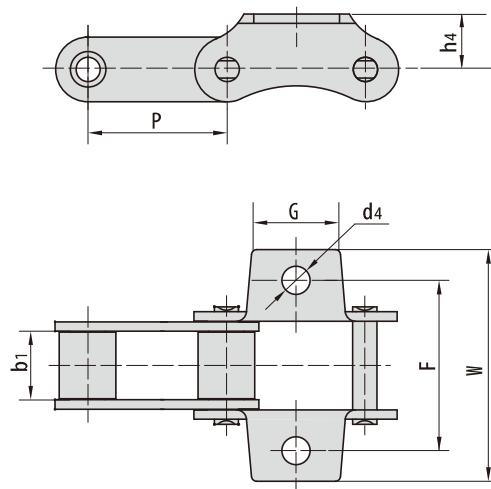
东华链号 Donghua Chain No.	P	b <sub>1</sub>	G	F	W	h <sub>4</sub>	d <sub>4</sub>	K
	mm	mm	mm	mm	mm	mm	mm	mm
CA550K1F21	41.4	19.81	22.60	53.60	73.0	12.4	10.4	12.0
CA550VK1F4	41.4	19.05	34.00	54.00	83.0	15.0	8.2	11.5
CA557F2	41.4	20.24	22.23	53.98	79.3	14.3	9.9	13.6



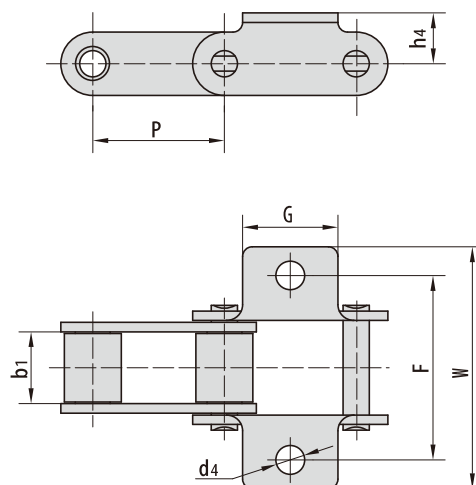
## C型/CA型钢制农机链附件

C type and CA type steel agricultural chain attachments

东华链号 Donghua Chain No.	P	b <sub>1</sub>	G	F	W	h <sub>4</sub>	d <sub>4</sub>
	mm	mm	mm	mm	mm	mm	mm
CA 550F1	41.4	19.81	22.23	53.95	70.6	12.7	9.90
CA 550F20K19	41.4	20.24	22.00	50.80	71.0	12.7	9.75
CA 550K19F3	41.4	19.81	25.50	50.80	68.4	16.5	8.33
CA 550K1F20	41.4	19.81	22.20	50.50	71.1	12.7	8.33
CA 550VK19F1	41.4	19.05	25.50	50.80	67.8	16.5	8.33
CA 557AK4	41.4	20.24	26.19	50.80	69.4	16.5	8.33
CA 557AK4F1	41.4	20.24	26.00	53.50	80.6	16.5	10.70
CA 557K1F9	41.4	20.24	21.00	55.00	78.5	17.4	10.00



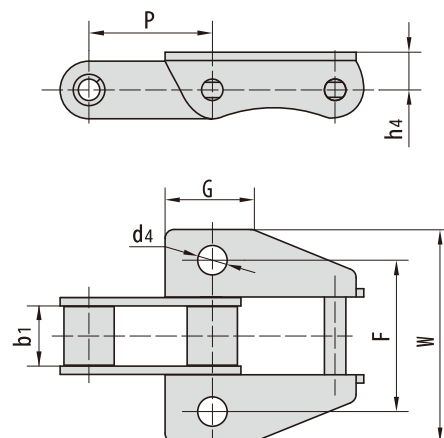
东华链号 Donghua Chain No.	P	b <sub>1</sub>	G	F	W	h <sub>4</sub>	d <sub>4</sub>
	mm	mm	mm	mm	mm	mm	mm
CA 2060A1F1	38.10	12.57	28.6	42.9	67.8	14.7	5.50
CA 2060HA1F1	38.10	12.57	27.0	38.0	56.0	13.0	8.30
CA 2060HK1F2	38.10	12.57	28.6	42.9	67.8	14.7	5.50
38.4VBF15K1	38.40	19.05	47.0	57.0	79.0	14.0	10.50
38.4VBK1F1	38.40	19.05	47.0	57.0	79.0	14.0	10.50
38.4VK1F12	38.40	18.85	47.0	58.0	77.0	11.8	8.50
55VDK1	41.40	23.00	30.0	58.0	76.0	16.0	9.0
CA 550A1F5	41.40	19.81	38.1	74.6	105.6	12.7	10.3
CA 557A1F1	41.40	20.24	38.1	74.6	105.6	12.7	10.3
CA 557A1F3	41.40	20.24	38.1	75.5	107.4	15.9	10.30
CA 557F5K1	41.40	20.24	38.1	54.2	78.3	16.5	10.50
CA 557F9K1	41.40	20.24	45.0	54.2	78.3	16.5	10.50
CA 557K1F5	41.40	20.24	27.0	50.0	75.0	17.7	8.5
CA 557K1F8	41.40	20.24	28.6	50.6	73.6	14.3	9.92
S77F1K1	58.34	22.23	40.0	77.0	128.0	20.0	10.5
S77F2K1	58.34	22.23	40.0	77.0	132.0	25.0	10.5



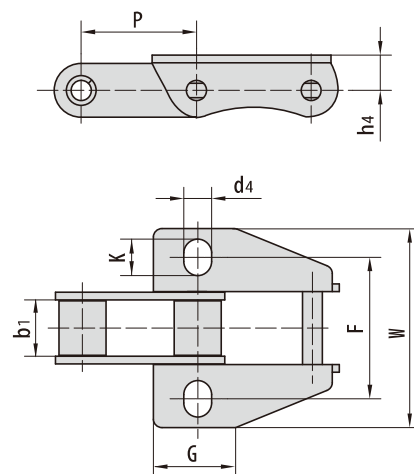
# C型/CA型钢制农机链附件

C type and CA type steel agricultural chain attachments

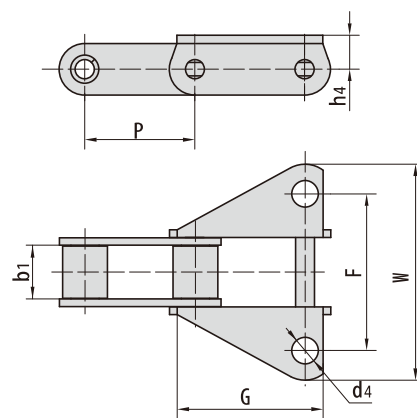
东华链号 Donghua Chain No.	P	b <sub>1</sub>	G	F	W	h <sub>4</sub>	d <sub>4</sub>
CA550F5K39M	41.4	20.24	29.5	50.80	71.40	12.70	10.3
CA550HK39M	41.4	20.00	31.0	57.00	78.00	14.20	10.5
CA550K39M	41.4	19.81	29.5	50.80	71.40	12.70	9.8
CA550K39M F3	41.4	19.81	29.5	50.80	71.40	12.70	10.3
CA550K39M F4	41.4	19.81	30.0	50.50	71.14	12.70	9.9
CA557K39M	41.4	20.24	29.5	50.80	71.40	12.70	9.8
CA557K39M F1	41.4	20.24	22.0	57.15	77.60	14.00	9.9
CA557K39M F3	41.4	20.24	31.0	57.00	78.00	14.50	10.3
CA557K39M F17	41.4	20.24	29.5	57.15	73.56	13.84	8.7



东华链号 Donghua Chain No.	P	b <sub>1</sub>	G	F	W	h <sub>4</sub>	d <sub>4</sub>	K
CA550K39M F2	41.4	19.81	29.5	50.80	71.4	12.7	9.9	13.0
CA557K39M F2	41.4	20.24	29.5	50.80	71.4	12.7	9.9	13.0
CA557K39M F6	41.4	20.24	29.5	53.98	74.5	12.7	9.9	13.0
A557F1K39M F3	41.4	20.24	31.0	54.00	78.0	12.7	10.5	12.5



东华链号 Donghua Chain No.	P	b <sub>1</sub>	G	F	W	h <sub>4</sub>	d <sub>4</sub>
38.4VBF8	38.4	19.05	20.0	58.00	87.4	14.0	10.5
38.4VBK39M	38.4	19.05	20.0	58.00	87.4	14.0	10.5
CA557F1	41.4	20.24	60.0	53.94	76.2	14.6	9.9





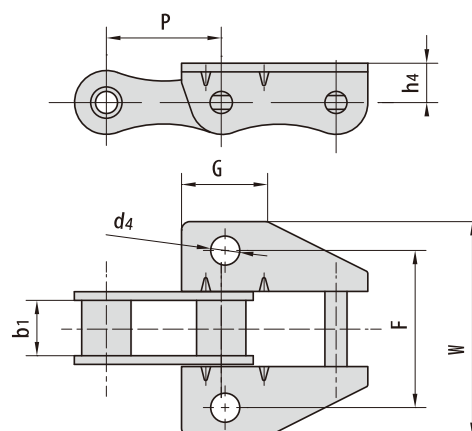
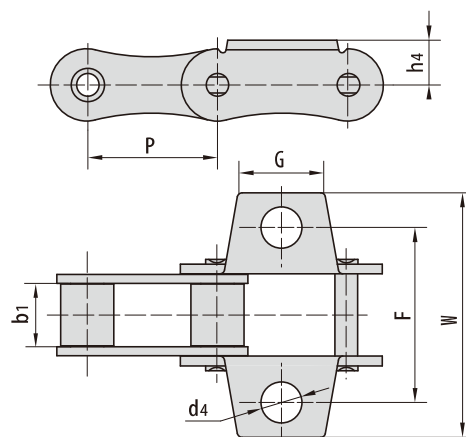
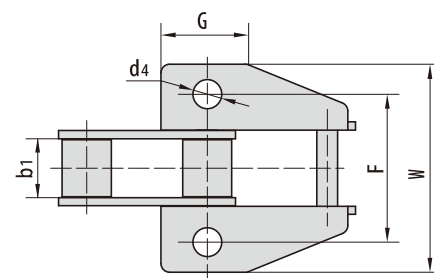
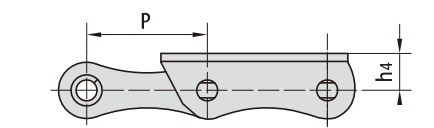
## C型/CA型钢制农机链附件

C type and CA type steel agricultural chain attachments

东华链号 Donghua Chain No.	P	b <sub>1</sub>	G	F	W	h <sub>4</sub>	d <sub>4</sub>
	mm	mm	mm	mm	mm	mm	mm
A 557K 39M	41.4	20.24	29.5	56.70	77.8	13.5	10.10
A 557K 39M F2	41.4	20.24	29.5	56.70	77.8	13.5	10.50
A 557K 39M F1	41.4	20.24	31.0	57.15	78.0	14.2	10.50
A 557K 35M	41.4	20.24	30.0	50.80	73.5	14.1	10.31
A 557K 39M F4	41.4	20.24	29.5	56.70	77.8	13.5	10.30
A 557K 39M F7	41.4	20.24	29.5	63.00	88.0	13.5	11.00
A 557F 1K 39M	41.4	20.24	31.0	57.00	78.0	14.2	10.50
A 557K 39M F3	41.4	20.24	31.0	50.80	71.4	14.3	8.30
A 557F 16K 39M	41.4	20.24	28.0	63.50	88.9	14.2	10.50
A 557K 39M F9	41.4	20.24	31.0	57.20	77.7	13.8	10.30
A 557K 39M F10	41.4	20.24	31.0	57.20	77.7	14.3	9.90

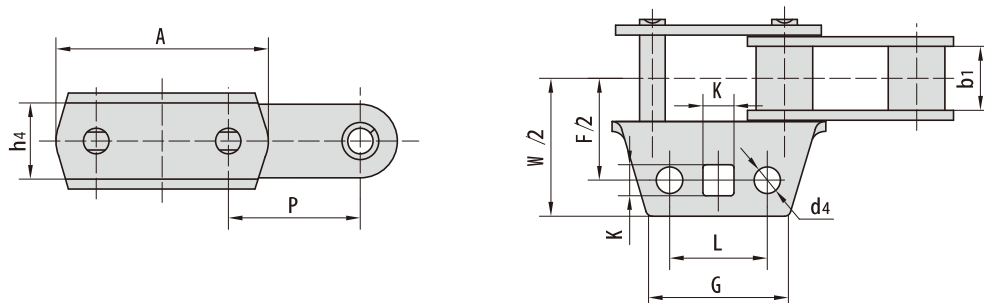
东华链号 Donghua Chain No.	P	b <sub>1</sub>	G	F	W	h <sub>4</sub>	d <sub>4</sub>
	mm	mm	mm	mm	mm	mm	mm
A 557F 1K 1	41.4	20.24	26.2	51.00	71.60	16.51	8.33
A 557F 2K 1	41.4	20.24	28.6	57.20	79.10	14.30	13.10
A 557K 1F9	41.4	20.24	28.6	55.80	78.00	14.30	13.10
A 557K 27S	41.4	20.24	28.6	57.15	79.35	14.30	13.10

东华链号 Donghua Chain No.	P	b <sub>1</sub>	G	F	W	h <sub>4</sub>	d <sub>4</sub>
	mm	mm	mm	mm	mm	mm	mm
A 557F 4K 39M	41.4	20.24	31.0	57.00	78.0	14.2	10.5
A 557F 7K 39M	41.4	20.24	31.0	57.20	78.0	14.2	10.5
A 557K 39M F13	41.4	20.24	22.0	63.50	88.9	14.0	11.0

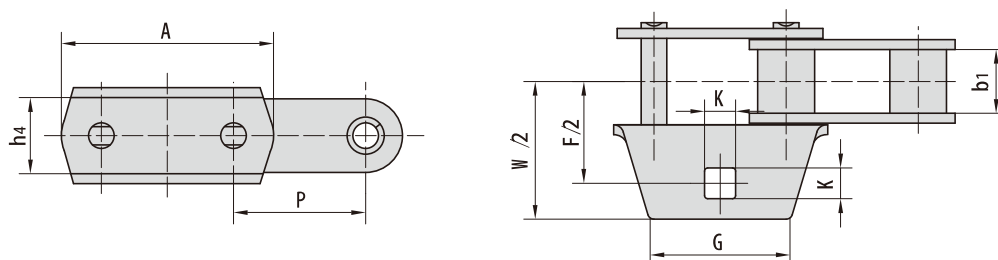


## C型/CA型钢制农机链附件

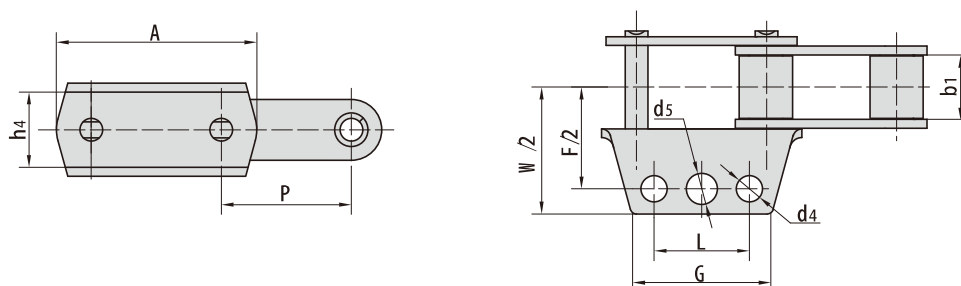
C type and CA type steel agricultural chain attachments



东华链号 Donghua Chain No.	P	b <sub>1</sub>	A	L	G	F	W	h <sub>4</sub>	d <sub>4</sub>	K
	mm	mm	mm	mm	mm	mm	mm	mm	mm	mm
CA557F3	41.4	20.24	66.55	30.22	44.45	64.14	86.6	23.9	8.25	9.7



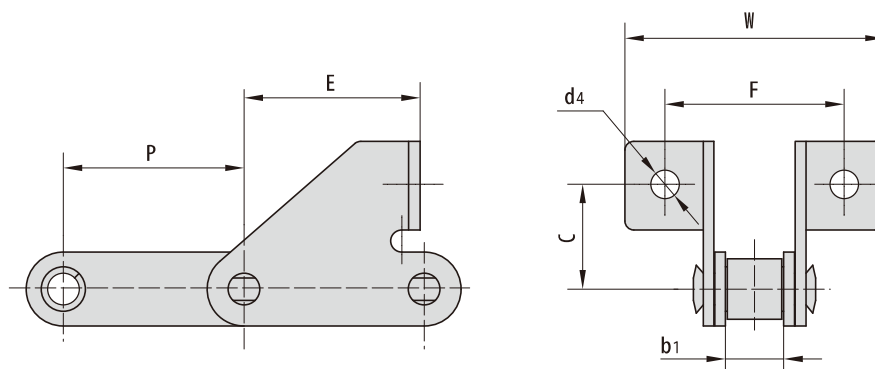
东华链号 Donghua Chain No.	P	b <sub>1</sub>	A	G	F	W	h <sub>4</sub>	K
	mm	mm	mm	mm	mm	mm	mm	mm
CA557F4	41.4	20.24	66.55	44.45	64.14	86.6	23.9	9.7



东华链号 Donghua Chain No.	P	b <sub>1</sub>	A	L	G	F	W	h <sub>4</sub>	d <sub>4</sub>	d <sub>5</sub>
	mm	mm	mm	mm	mm	mm	mm	mm	mm	mm
CA550F7	41.4	19.81	63.5	30.22	44.45	64.1	81.4	23.88	8.25	9.9

## C型/CA型钢制农机链附件

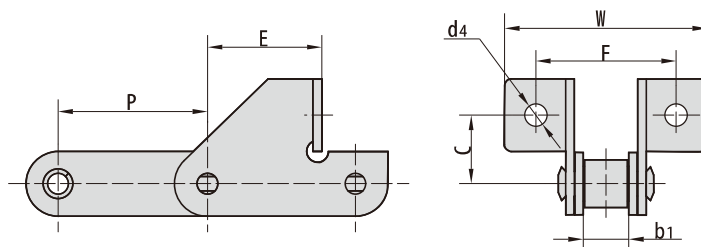
C type and CA type steel agricultural chain attachments



东华链号 Donghua Chain No.	P	b <sub>1</sub>	E	F	W	C	d <sub>4</sub>
	mm	mm	mm	mm	mm	mm	mm
38.4RSD	38.4	19.05	38.4	52.0	71.0	24.5	8.4
38.4RSD F1	38.4	19.05	38.4	52.0	70.0	24.5	8.4
38.4RSD F2	38.4	19.05	38.4	52.0	71.0	24.5	9.0
38.4RSD F3	38.4	19.05	38.2	52.0	72.0	24.0	8.4
38.4RSD F4	38.4	19.05	37.4	52.0	71.0	24.0	8.4
38.4RSD F5	38.4	19.05	35.9	60.0	79.0	24.0	6.4
38.4RSD F6	38.4	19.05	38.4	62.0	81.0	24.5	8.5
38.4RSD F7	38.4	19.05	38.4	60.0	81.0	24.5	8.4
38.4RSD F8	38.4	19.05	38.4	60.0	81.0	24.5	6.4
38.4RSD F10	38.4	19.05	38.4	52.0	71.0	24.5	8.4
38.4VBSD	38.4	19.05	38.4	52.0	71.0	25.0	8.4
38.4VBSD F1	38.4	19.05	38.4	52.0	73.0	24.0	8.3
38.4VBSD F2	38.4	19.05	38.4	52.0	73.0	24.0	8.4
38.4VBSD F3	38.4	19.05	38.4	52.0	70.1	24.5	8.5
38.4VBSD F4	38.4	19.05	38.2	52.0	72.0	24.0	8.4
38.4VBSD F5	38.4	19.05	37.4	52.0	73.0	24.0	8.7
38.4VSD	38.4	18.00	38.4	52.0	71.0	24.0	8.4
CA550F5SD F1	41.4	20.24	36.9	47.6	68.2	31.0	8.7
CA550HSD F3	41.4	20.00	33.5	61.3	88.5	21.5	8.4
CA550SD	41.1	19.81	36.9	47.6	68.2	31.0	8.7
CA550SD F4	41.4	19.81	36.9	47.6	89.0	31.0	8.7
CA550SD F10	41.4	19.81	37.7	47.6	68.2	31.0	8.5

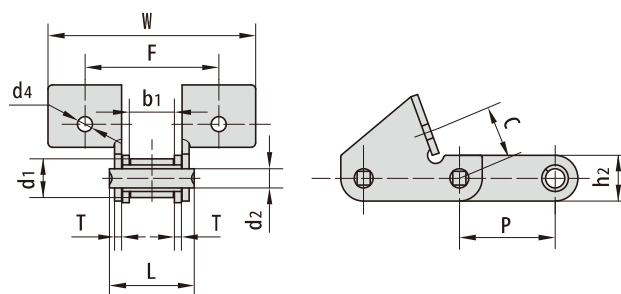
# C型/CA型钢制农机链附件

C type and CA type steel agricultural chain attachments



东华链号 Donghua Chain No.	P	b <sub>1</sub>	E	F	W	C	d <sub>4</sub>
	mm	mm	mm	mm	mm	mm	mm
CA550SDF1	41.4	19.81	35.0	58.0	85.0	20.5	8.5
CA550SDF2	41.4	19.81	32.5	62.0	84.0	20.0	8.6
CA550SDF3	41.4	19.81	35.0	58.0	85.0	20.5	6.5
CA550SDF6	41.4	19.81	33.0	58.0	85.0	20.5	6.5
CA550SDF7	41.4	19.81	32.5	62.0	89.0	20.0	8.6
CA550F5SD	41.1	20.24	33.0	57.8	83.5	20.0	6.7
CA550F8SD	41.4	19.81	33.0	58.0	85.9	20.5	6.5
CA550SDF5	41.4	19.81	34.0	63.0	89.0	20.0	8.0
CA550SDF11	41.4	19.81	31.0	58.0	85.0	20.5	8.5
CA550SDF12	41.4	19.81	31.0	58.0	85.0	20.5	6.5
CA550HSD	41.4	20.00	33.4	58.0	90.0	20.0	6.5
CA550VSD	41.4	19.05	35.0	58.0	88.6	20.5	6.5

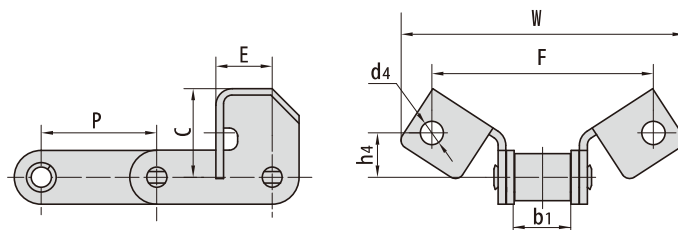
东华链号 Donghua Chain No.	P	C	F	W	d <sub>4</sub>
	mm	mm	mm	mm	mm
CA550VF1	41.4	23.4	58	90.0	6.5
CA550F10	41.4	23.4	58	90.0	6.5
CA550HF4	41.4	23.4	58	90.0	6.5
CA550HF6	41.4	23.4	58	90.0	8.5
CA550HF5	41.4	23.4	58	90.0	9.9



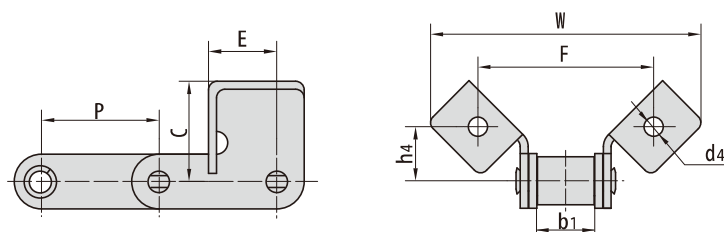
东华链号 Donghua Chain No.	节距 Pitch	滚子直径 Roller diameter	内节内宽 Width between inner plates	销轴直径 Pin diameter	销轴长度 Pin length	链板高度 Plate depth	链板厚度 Plate thickness	抗拉强度 Tensile strength	每米长重 Weight per meter
	P	d <sub>1</sub> max	b <sub>1</sub> min	d <sub>2</sub> max	L max	h <sub>2</sub> max	T	Q min	q
	mm	mm	mm	mm	mm	mm	mm	kN/bf	kg/m
CA550VF1	41.4	16.80	19.50	8.28	36.7	19.80	3.0	44.00/9898	2.50
CA550F10	41.4	16.70	19.81	7.14	36.2	19.05	3.0	53.00/11922	2.38
CA550HF4	41.4	16.74	20.00	7.14	36.0	19.10	3.0	57.78/12998	2.73
CA550HF6	41.4	16.74	20.00	7.14	36.0	19.10	3.0	57.78/12998	2.71
CA550HF5	41.4	16.74	20.00	7.14	36.0	19.10	3.0	57.78/12998	2.34

## C型/CA型钢制农机链附件

C type and CA type steel agricultural chain attachments



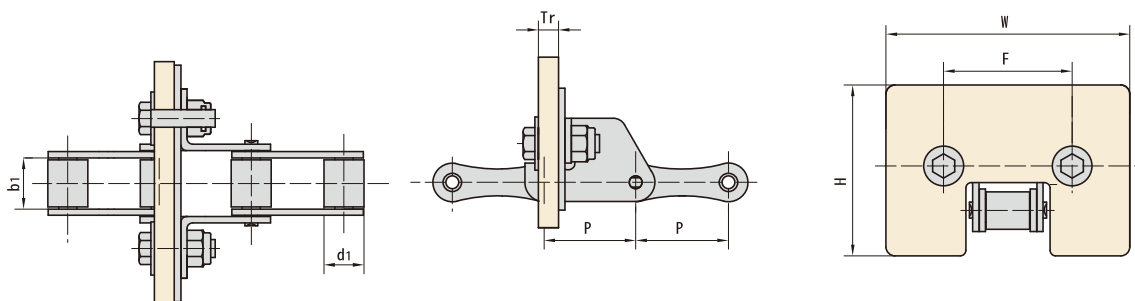
东华链号 Donghua Chain No.	P	b <sub>1</sub>	E	C	F	W	h <sub>4</sub>	d <sub>4</sub>
	mm	mm	mm	mm	mm	mm	mm	mm
CA550F14	41.4	19.81	20.24	31.75	79.40	101.60	15.90	8.33
CA550F16	41.4	20.00	22.30	39.00	78.00	109.20	17.70	8.00
CA550F19	41.4	19.81	20.24	31.75	79.40	101.60	15.90	10.50
CA550F24	41.4	19.81	20.24	31.75	79.10	101.30	15.87	8.33
CA550F5-F14	41.4	20.24	20.24	31.75	79.40	101.60	15.90	8.33
CA550F5-F14SF	41.4	20.24	21.34	31.75	79.40	101.60	15.90	9.91
CA550F5-F17	41.4	20.24	28.80	40.89	114.30	143.70	20.57	9.91
CA550SEF1	41.4	19.81	21.60	40.00	79.30	115.60	15.90	10.31
CA550VF14	41.4	19.05	20.24	31.75	79.40	101.60	15.90	8.33
CA550V-F15	41.4	19.05	28.80	91.40	134.10	203.70	52.40	8.70
CA550VF2SE	41.4	19.05	24.50	59.60	79.40	135.40	28.50	8.70
CA550VF2SEF1	41.4	19.05	24.25	73.30	79.40	111.30	52.60	8.74
CA550VF2SEF3	41.4	19.05	20.20	50.00	79.40	121.80	28.58	8.74
CA550VF2SEF5	41.4	19.05	29.10	102.30	134.10	203.70	52.40	8.70
CA550VF2SEF6	41.4	19.05	28.40	102.30	133.30	201.90	52.40	9.90
CA557F14	41.4	20.24	19.60	34.00	79.40	109.80	15.88	8.60
CA557SFD	41.4	20.24	24.30	50.10	79.40	109.80	28.60	8.30
CA557SFD F1	41.4	20.24	24.30	50.10	79.40	109.80	28.60	9.53



东华链号 Donghua Chain No.	P	b <sub>1</sub>	E	C	F	W	h <sub>4</sub>	d <sub>4</sub>
	mm	mm	mm	mm	mm	mm	mm	mm
CA550F15	41.4	19.81	24.00	35.26	61.98	95.25	19.05	6.73
CA550F17	41.4	19.81	23.68	40.89	114.30	143.70	20.57	9.91
CA550VF13	41.4	19.05	25.40	59.60	79.35	135.45	28.60	8.74
CA550F18	41.4	19.81	24.00	35.26	61.98	95.25	19.05	8.33
CA550F5-F17	41.4	20.24	23.68	40.89	114.30	143.70	20.57	9.91
CA550F5-G 18	41.4	20.24	24.13	20.32	63.50	84.00	8.38	8.38
CA550VF17	41.4	19.05	23.68	40.89	114.30	143.70	20.57	9.91

# C型/CA型钢制农机链附件

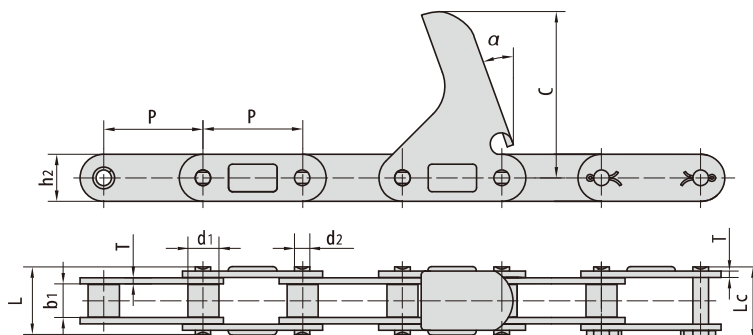
C type and CA type steel agricultural chain attachments



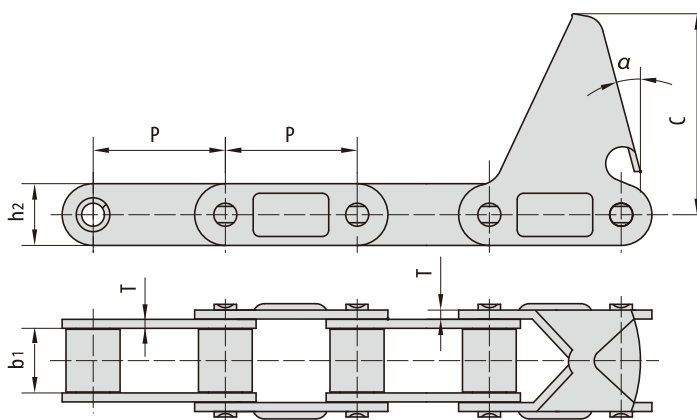
东华链号 Donghua Chain No.	节距 Pitch	滚子直径 Roller diameter	内节内宽 Width between inner plates	橡胶附板尺寸 Rubber attachment dimension			
	P	d <sub>max</sub>	b <sub>min</sub>	W <sub>max</sub>	H <sub>max</sub>	F	Tr
	mm	mm	mm	mm	mm	mm	mm
S52LF1SD-G	38.1	15.24	16.40	152.0	80.0	54.5	9.0
S52L-G	38.1	15.24	16.40	150.0	78.7	54.5	10.0
S55SDF2-G	38.1	15.24	22.23	107.0	84.0	57.6	10.0
38.4RSD F10-G	38.4	15.88	19.05	107.0	80.0	52.0	9.0
38.4RSD-G	38.4	15.88	19.05	154.0	78.0	52.0	9.0
38.4VBSD F2-G	38.4	15.88	19.05	154.0	124.0	52.0	9.0
38.4VSD-G F1	38.4	15.88	18.00	113.0	75.0	52.0	10.0
38.4VSD-G F2	38.4	15.88	18.00	150.0	95.0	52.0	10.0
CA550HF6-G	41.4	16.74	20.00	197.0	96.0	58.0	9.0
55VSE-G	41.4	17.90	22.23	200.0	100.0	88.0	10.0
55VSEL-G F1	41.4	17.90	22.23	145.0	109.0	88.0	10.0
CA550F14-G	41.4	16.87	19.81	152.0	79.0	79.4	9.0
CA550F14-G F1	41.4	16.87	19.81	145.0	105.0	79.4	11.0
CA550F14-G F2	41.4	16.87	19.81	145.0	105.0	79.4	9.0
CA550F14-G F3	41.4	16.87	19.81	152.0	79.0	79.4	9.0
CA550F17-G	41.4	16.87	19.81	190.0	96.0	114.3	12.0
CA550F5-F17-G F1	41.4	16.66	20.24	194.5	103.5	114.3	11.0
CA550HSD F3-G	41.4	16.74	20.00	149.0	74.0	61.3	10.0
CA550HSD-G	41.4	16.74	20.00	147.0	86.0	58.0	10.0
CA550SDF1-G	41.4	16.87	19.81	151.0	85.0	58.0	9.0
CA550SEF1-G	41.4	16.87	19.81	152.0	80.0	79.3	10.0
CA550VF14-G	41.4	16.80	19.05	142.9	79.4	79.4	12.7
CA550V-F15-G	41.4	16.80	19.05	247.0	130.0	134.1	11.0
CA550VF2SEF3-G	41.4	16.80	19.05	197.0	108.0	79.4	11.0
CA550VF2SEF3-G F1	41.4	16.80	19.05	224.0	122.5	79.4	11.5
CA550VF2SEL-G	41.4	16.80	19.05	224.0	122.5	79.4	11.0
S45HF3-G	41.4	15.24	22.23	123.0	74.0	61.3	9.0
S45HSD F1-G	41.4	15.24	22.23	165.0	100.0	63.5	9.0
S45SDF1-G	41.4	15.24	22.23	150.0	100.0	62.0	9.0
S45WF4-G	41.4	15.24	22.23	137.0	87.0	58.0	10.0
S55F2-G	41.4	17.78	22.23	114.0	98.0	58.0	10.0
S55F6-G	41.4	17.78	22.23	110.0	85.0	58.0	9.0
S55SDF2-G	41.4	17.78	22.23	147.6	85.0	58.0	10.0

# C型/CA型钢制农机链附件

## C type and CA type steel agricultural chain attachments



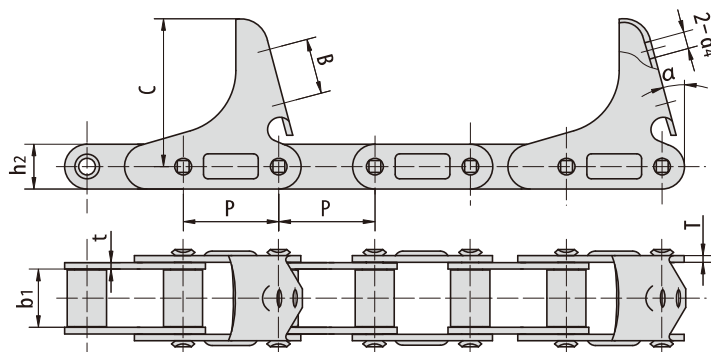
东华链号 Donghua Chain No.	节距	滚子直径	内节内宽	销轴直径	销轴长度		链板尺寸				抗拉强度	每米长重
	Pitch	Roller diameter	Width between inner plates	Pin diameter	Pin length		Plate dimension				Tensile strength	Weight per meter
	P	d1 max	b1 min	d2 max	L max	Lc max	h2 max	T	C	α	Q min	q
	mm	mm	mm	mm	mm	mm	mm	mm	mm		kN/bf	kg/m
CA2060-C6E	38.1	11.91	12.57	5.94	25.9	28.3	18.0	2.42	63.5	20.0°	31.1/6996	1.40
CA2060H-C6E	38.1	11.91	12.57	5.94	31.0	31.6	18.0	3.25	63.5	22.5°	31.1/6996	1.78
38.4VBF2-C6EF1	38.4	15.88	19.05	8.28	36.1	—	20.5	3.00	54.8	22.0°	50.0/11241	2.37
CA550V-C6EF1	41.4	16.80	19.05	8.28	36.1	39.1	22.0	3.00	50.5	15.0°	55.0/12364	2.65
CA550-LV41NF1	41.4	16.87	19.81	7.19	35.0	38.0	19.3	2.80	68.5	20.0°	39.1/8790	1.79
CA550HF10-LV41N	41.4	16.66	19.40	7.19	35.8	—	19.3	3.10	68.5	20.0°	39.1/8790	2.29
CA550HF8-LV41N	41.4	16.66	19.40	7.19	35.8	—	19.3	3.10	68.5	20.0°	39.1/8790	2.29



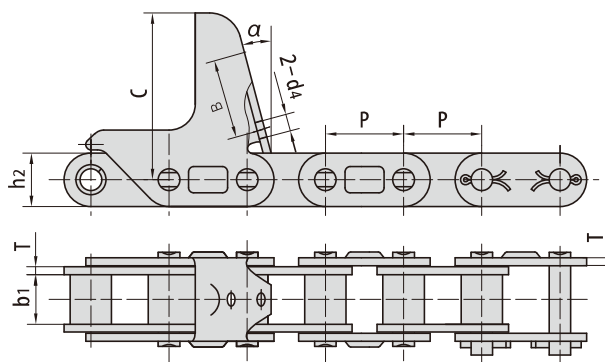
东华链号 Donghua Chain No.	P	b1	h2	T	C	α
	mm	mm	mm	mm	mm	
CA550-C6E	41.40	19.81	19.30	2.80	55.6	—
CA550-C11E	41.40	19.81	19.30	2.80	63.5	—
CA550-C11EJ	41.40	19.81	19.30	2.80	66.0	—
CA550-C13E	41.40	19.81	19.30	2.80	92.0	—
CA550F4-C6E	41.40	20.24	19.05	2.80	55.6	22.5°
CA550-C6EF1	41.40	19.81	19.30	2.80	50.0	—
CA620-C13E	42.01	24.51	20.20	3.25	92.0	—

# C型/CA型钢制农机链附件

C type and CA type steel agricultural chain attachments



东华链号 Donghua Chain No.	P	b <sub>1</sub>	h <sub>2</sub>	t/T	C	B	d <sub>4</sub>	α
	mm	mm	mm	mm	mm	mm	mm	
CA620F5-C6EJ	40.25	24.51	20.20	3.25/3.10	66.00	24.00	6.00	15°
CA555-C6E	41.40	12.70	19.30	3.10	63.50	-	-	15°
CA555-C6EJ	41.40	12.70	19.30	3.25	66.00	25.40	7.30	15°
CA555-C6EJF1	41.40	12.70	19.30	3.10	66.00	25.40	5.50	15°
CA555-C6EJF2	41.40	12.70	19.30	3.10	60.50	19.00	7.00	15°
CA555F3-C6EJ	41.40	12.70	19.30	3.15	66.00	25.40	7.30	15°
CA620F3-C6EJ	42.01	24.51	20.20	3.25/3.10	66.00	24.00	6.00	15°
CA620F7-C6EJ	42.01	25.00	20.20	3.10	66.00	24.00	6.00	15°

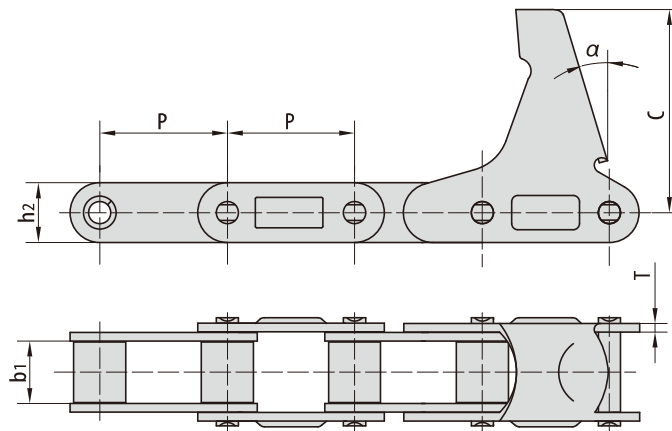


东华链号 Donghua Chain No.	P	b <sub>1</sub>	h <sub>2</sub>	B	d <sub>4</sub>	T	C	α
	mm	mm	mm	mm	mm	mm	mm	
CA627-M 40A	30.0	19.05	20.5	36.1	6.5	3.0	63.0	15.0°
CA627-CPEF6	30.0	19.05	20.5	30.0	6.0	3.0	63.3	22.5°
CA627-CPEF7	30.0	19.05	20.5	35.5	6.5	3.0	63.0	15.0°
CA627-CPEF10	30.0	19.05	20.5	30.0	6.0	3.0	63.3	22.5°
CA627-CPEF11	30.0	19.05	20.5	30.0	6.5	3.0	63.0	22.5°
CA627-CPEF14	30.0	19.05	20.5	25.5	6.5	3.0	63.0	15.0°
CA627-CPEF15	30.0	19.05	20.5	30.0	6.5	3.0	63.0	7.0°
CA627-CPEF17	30.0	19.05	20.5	30.0	6.0	3.0	64.0	22.5°
CA2060H-C6EF4	38.1	12.57	18.0	-	-	3.3	63.5	22.5°
CA550-CPEF9	41.4	19.81	19.3	-	-	2.8	63.0	21.0°

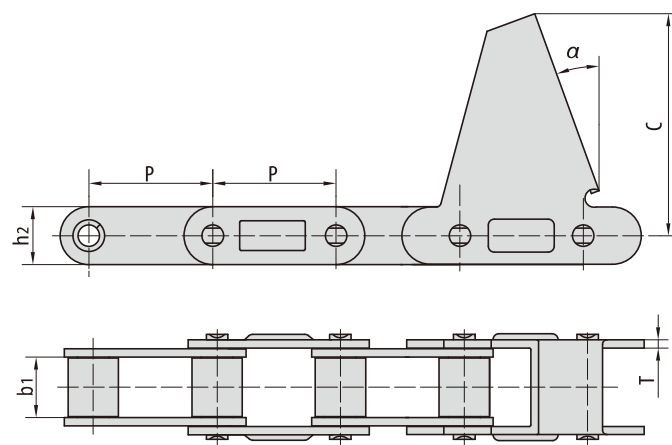


## C型/CA型钢制农机链附件

C type and CA type steel agricultural chain attachments



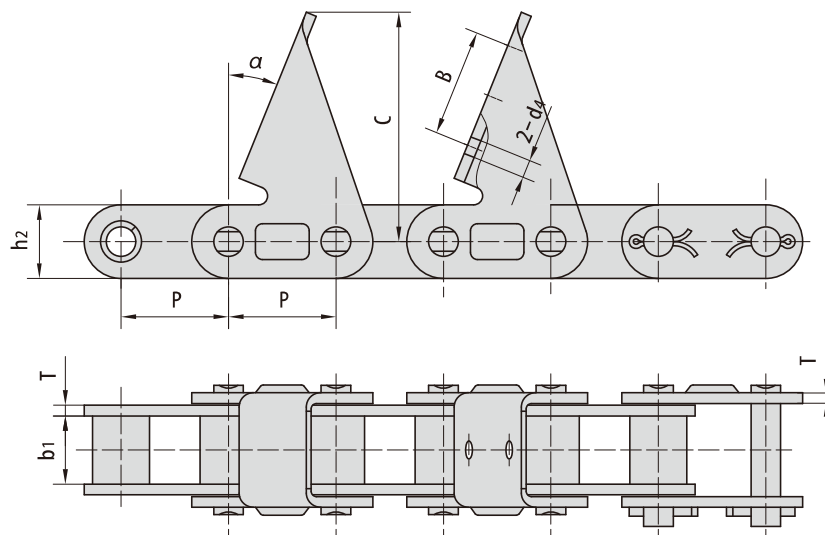
东华链号 Donghua Chain No.	P	b <sub>1</sub>	h <sub>2</sub>	T	C	α
	mm	mm	mm	mm	mm	
CA550-LV41N	41.4	19.81	19.3	2.8	65.8	15°
CA550-LV41NF1	41.4	19.81	19.3	2.8	68.5	20°
CA550-CPEF3	41.4	19.81	19.3	2.8	72.0	15°
CA550-CPEF6	41.4	19.81	19.3	3.0	54.8	15°



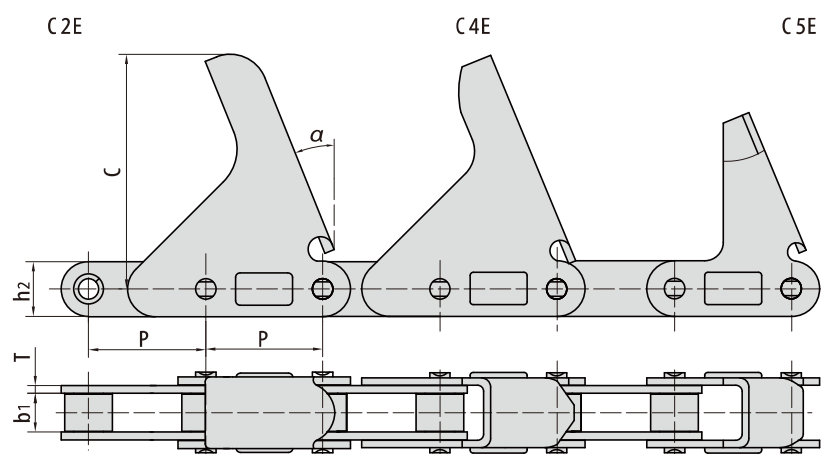
东华链号 Donghua Chain No.	P	b <sub>1</sub>	h <sub>2</sub>	T	C	α
	mm	mm	mm	mm	mm	
38.4VBF12	38.4	19.05	20.5	3.0	62.5	22.5°
38.4VBF14	38.4	19.05	20.5	3.0	65.0	22.0°
CA550-CPE	41.4	19.81	19.3	2.8	74.5	20.0°

## C型/CA型钢制农机链附件

C type and CA type steel agricultural chain attachments



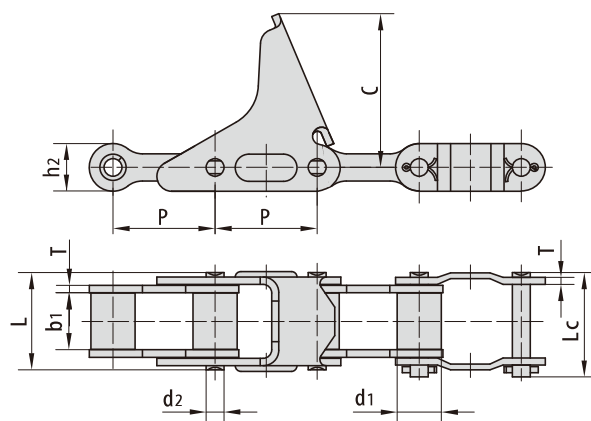
东华链号 Donghua Chain No.	P	b <sub>1</sub>	h <sub>2</sub>	B	d <sub>4</sub>	T	C	$\alpha$
	mm	mm	mm	mm	mm	mm	mm	
CA627-CPE	30.0	19.05	20.5	-	-	3.0	64.0	22.0°
CA627-CPEF3	30.0	19.05	20.5	30.0	5.0	3.0	64.0	22.0°
CA2060HF2-CPEF1	38.1	12.70	19.3	30.0	8.3	3.1/2.8	60.0	22.5°



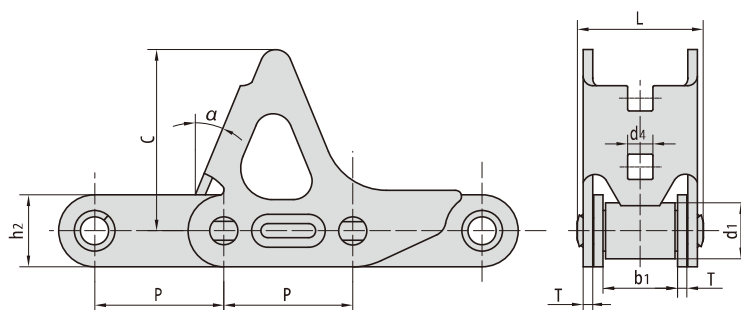
东华链号 Donghua Chain No.	P	b <sub>1</sub>	h <sub>2</sub>	T	C	$\alpha$
	mm	mm	mm	mm	mm	
CA2060H-C2E	38.1	12.57	18.0	3.25	76.2	22.5°
CA2060H-C4E	38.1	12.57	18.0	3.25	75.8	22.5°
CA2060H-C5E	38.1	12.57	18.0	3.25	57.2	22.5°

# C型/CA型钢制农机链附件

C type and CA type steel agricultural chain attachments



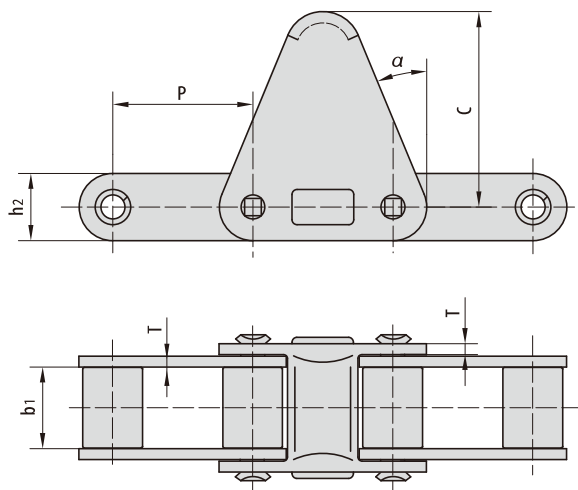
东华链号 Donghua Chain No.	节距 Pitch	滚子直径 Roller diameter	内节内宽 Width between inner plates	销轴直径 Pin diameter	销轴长度 Pin length		附板尺寸 Attachment dimension			抗拉强度 Tensile strength	每米长重 Weight per meter
	p	d1 max	b1 min	d2 max	L max	Lc max	h2 max	T max	C max	Q min	q
	mm	mm	mm	mm	mm	mm	mm	mm	mm	kN/bf	kg/m
CA555F1	41.4	17.85	23.0	8.2	39.5	42.4	20.0	3.0	84.0	39.1/8795	2.99
CA555F2	41.4	17.85	23.0	8.2	39.5	42.4	20.0	3.0	62.5	39.1/8795	2.82



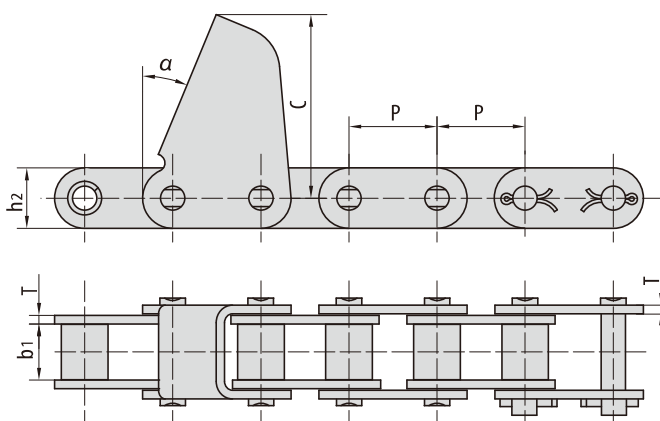
东华链号 Donghua Chain No.	节距 Pitch	滚子直径 Roller diameter	内节内宽 Width between inner plates	销轴长度 Pin length	链板尺寸 Plate dimension					抗拉强度 Tensile strength	每米长重 Weight per meter
	p	d1 max	b1 min	L max	h2 max	T	C	d4	α	Q min	q
	mm	mm	mm	mm	mm	mm	mm	mm		kN/bf	kg/m
55VDF1-CPEF	41.4	17.90	22.50	39.7	23.0	3.0	58.0	8.1	22.5°	50/11248	3.68
55VF6-CPEF	41.4	15.88	22.23	41.6	22.0	4/3	51.5	-	28.0°	45/10117	3.35

## C型/CA型钢制农机链附件

C type and CA type steel agricultural chain attachments



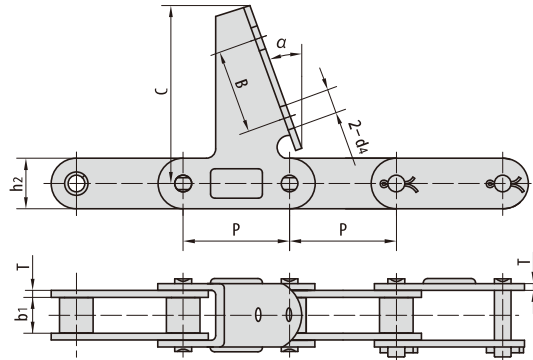
东华链号 Donghua Chain No.	P	b <sub>1</sub>	h <sub>2</sub>	T	C	α
	mm	mm	mm	mm	mm	
CA620-C30E	42.01	24.51	20.2	3.25	58.7	22.5°



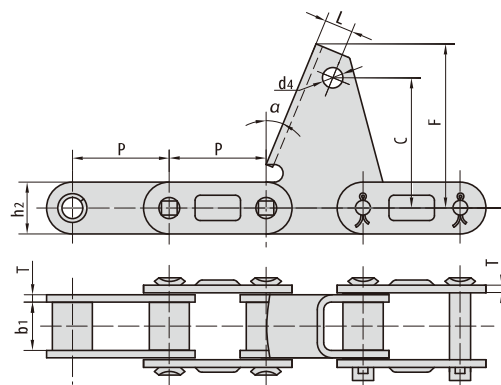
东华链号 Donghua Chain No.	P	b <sub>1</sub>	h <sub>2</sub>	T	C	α
	mm	mm	mm	mm	mm	
CA627-CPEF1	30.0	19.05	20.5	3.0	62.5	22.5°
CA627-CPEF2	30.0	19.60	20.5	3.0	62.5	22.5°
CA627-CPEF4	30.0	19.05	20.5	3.0	62.5	22.5°
CA627-CPEF9	30.0	19.05	20.5	3.0	69.0	22°
CA550-CPEF2	41.4	19.81	19.3	2.8	63.5	15°

## C型/CA型钢制农机链附件

C type and CA type steel agricultural chain attachments



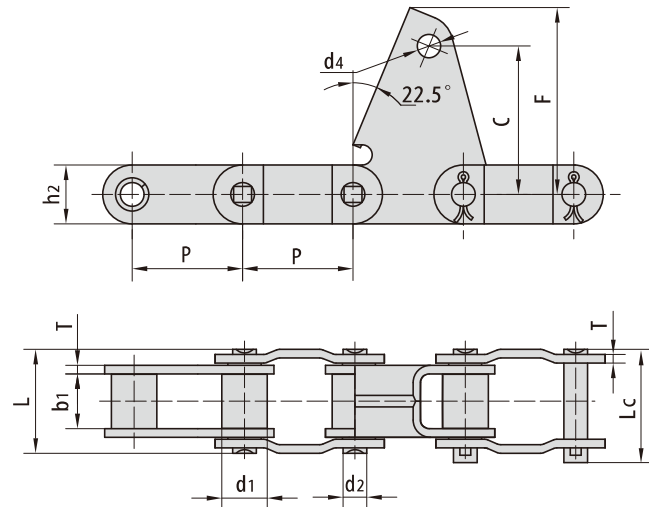
东华链号 Donghua Chain No.	P	b <sub>1</sub>	h <sub>2</sub>	d <sub>4</sub>	T	B	C	α
	mm	mm	mm	mm	mm	mm	mm	
CA627-CPEF5	30.0	19.05	20.5	6.30×6.30	3.00	30.0	62.5	22.5°
CA627-CPEF13	30.0	19.05	20.5	6.60×6.60	3.00	30.0	63.5	22.5°
CA627-CPEF16	30.0	19.60	20.5	6.50	3.00	30.0	62.5	22.5°
CA627-CPEF18	30.0	19.05	20.5	6.50	3.00	30.0	62.5	22.5°
CA2060H-7AUE	38.1	12.57	18.0	8.50	3.25	30.0	57.2	22.5°
CA2060H-CPEF2	38.1	12.57	18.0	-	3.25	-	57.0	22.0°
CA2060H-CPEF3	38.1	12.57	18.0	6.75	3.25	25.4	57.0	22.0°
CA414-CPEF1	41.4	15.88	20.1	-	3.00	-	66.0	20.0°
CA550-CPEF1	41.4	19.81	19.3	-	2.80	-	63.5	15.0°
CA550-CPEF4	41.4	19.81	19.3	-	2.80	-	75.8	20.0°
CA550-CPEF5	41.4	19.81	19.3	-	2.80	-	60.0	10.0°



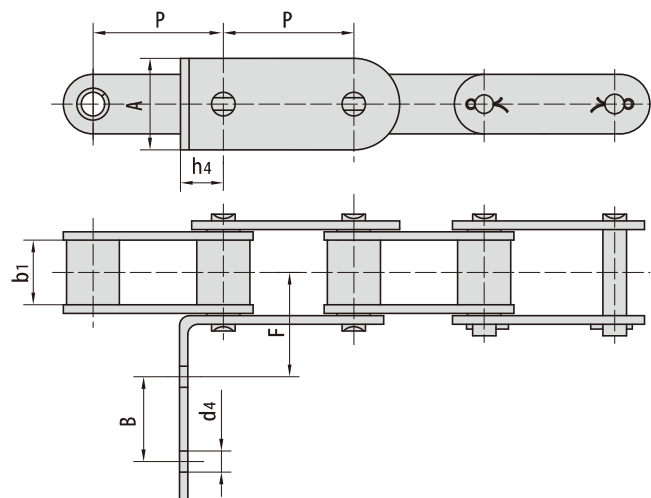
东华链号 Donghua Chain No.	P	b <sub>1</sub>	h <sub>2</sub>	L	d <sub>4</sub>	T	C	F	α
	mm	mm	mm	mm	mm	mm	mm	mm	
38.4VB F4	38.4	19.05	20.5	15.0	8.1	3.0	48.0	64.0	22°

## C型/CA型钢制农机链附件

C type and CA type steel agricultural chain attachments



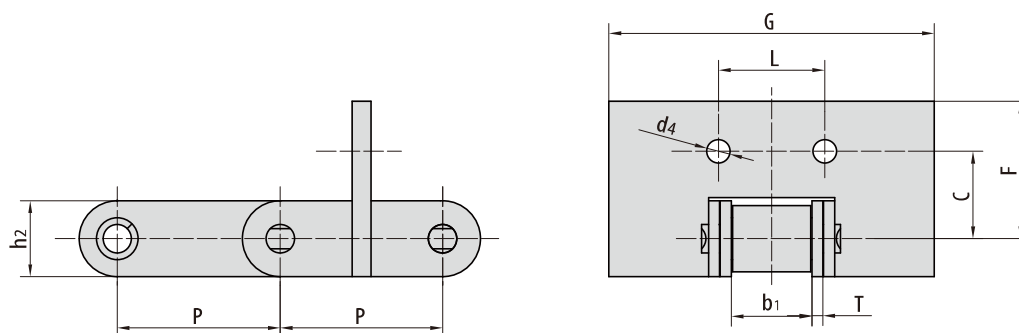
东华链号 Donghua Chain No.	节距 Pitch	滚子直径 Roller diameter	内节内宽 Width between inner plates	销轴直径 Pin diameter	销轴长度 Pin length		链板尺寸 Plate dimension					抗拉强度 Tensile strength	每米长重 Weight per meter
	P	d <sub>1</sub> max	b <sub>1</sub> min	d <sub>2</sub> max	L max	L <sub>c</sub> max	h <sub>2</sub> max	T max	C	F	d <sub>4</sub>	Q <sub>min</sub> kN/bf	q kg/m
	mm	mm	mm	mm	mm	mm	mm	mm	mm	mm	mm		
38.4VB F2	38.4	15.88	19.05	8.28	36.1	39.1	20.5	3.0	51.6	65	8.1	50/11247	2.33



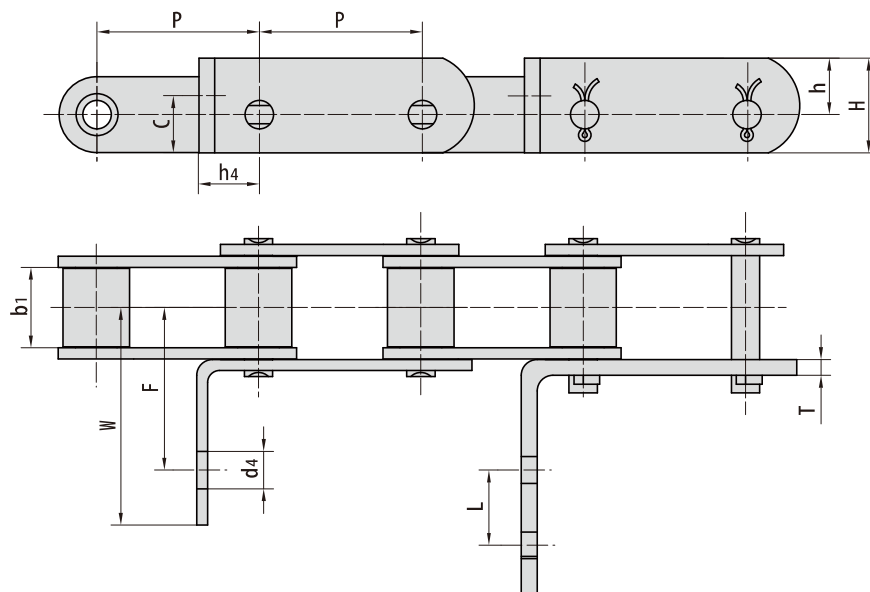
东华链号 Donghua Chain No.	P	b <sub>1</sub>	A	B	F	h <sub>4</sub>	d <sub>4</sub>
	mm	mm	mm	mm	mm	mm	mm
38.4RF2	38.4	19.05	27.0	25	31.3	12.7	6.8
CA550F21	41.4	19.81	19.3	-	41.7	12.5	7.0

## C型/CA型钢制农机链附件

C type and CA type steel agricultural chain attachments



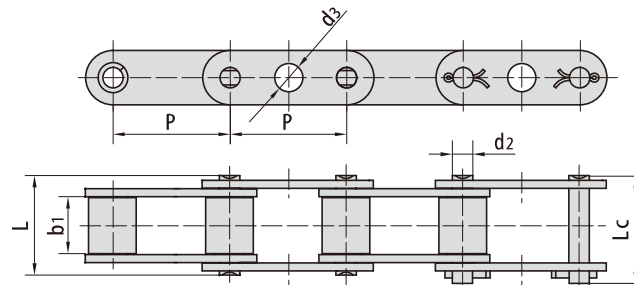
东华链号 Donghua Chain No.	P	b <sub>1</sub>	C	F	L	G	h <sub>2</sub>	T	d <sub>4</sub>
	mm	mm	mm	mm	mm	mm	mm	mm	mm
CA 550F11	41.4	19.81	22.2	34.9	27.0	82.6	19.3	2.8	5.95



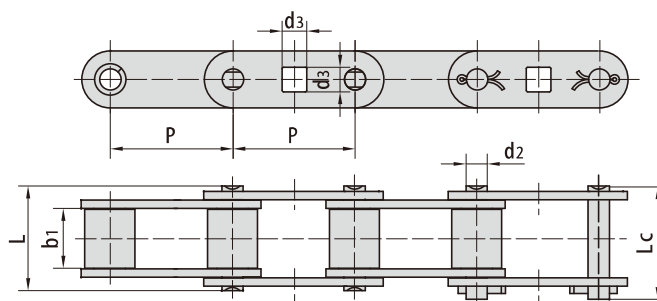
东华链号 Donghua Chain No.	P	b <sub>1</sub>	C	h	H	h <sub>4</sub>	F	L	W	T	d <sub>4</sub>
	mm	mm	mm	mm	mm	mm	mm	mm	mm	mm	mm
CA 550-G X	41.4	19.81	14.5	14.3	24.0	15.5	41.7	19.1	73.4	4.00	6.75
CA 550-G 27	41.4	19.81	14.5	14.3	24.0	15.9	41.7	-	55.2	2.80	8.33
CA 550-G 27S	41.4	19.81	14.5	14.3	24.0	15.9	41.7	-	55.2	3.25	8.33

## C型/CA型钢制农机链附件

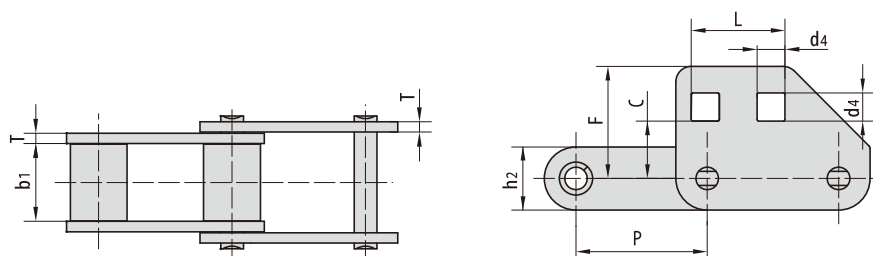
C type and CA type steel agricultural chain attachments



东华链号 Donghua Chain No.	P	b <sub>1</sub>	d <sub>2</sub>	d <sub>3</sub>	L	L <sub>c</sub>
	mm	mm	mm	mm	mm	mm
CA550GKF1	41.4	19.81	7.19	10	35	38
CA550GKF3	41.4	19.81	7.19	12	35	38



东华链号 Donghua Chain No.	P	b <sub>1</sub>	d <sub>2</sub>	d <sub>3</sub>	L	L <sub>c</sub>
	mm	mm	mm	mm	mm	mm
CA550GKF2	41.4	19.81	7.19	8.3	35	38

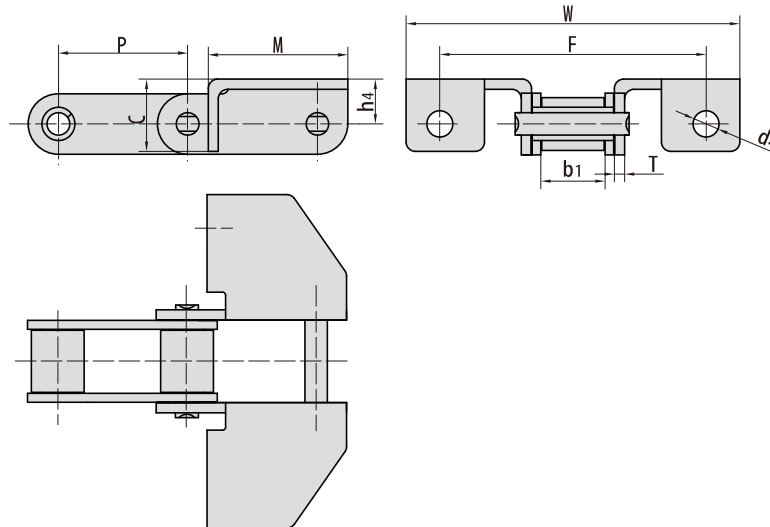


东华链号 Donghua Chain No.	P	b <sub>1</sub>	L	T	C	F	d <sub>4</sub>
	mm	mm	mm	mm	mm	mm	mm
CA620F2	42.01	24.51	30	3.25	18.4	35.9	9

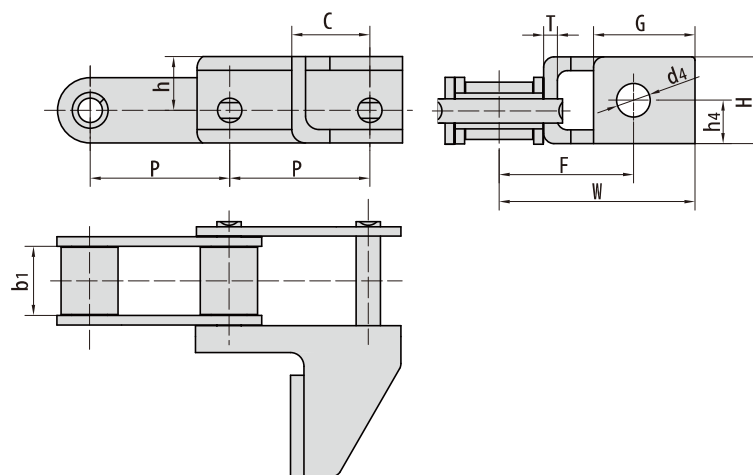


## C型/CA型钢制农机链附件

C type and CA type steel agricultural chain attachments



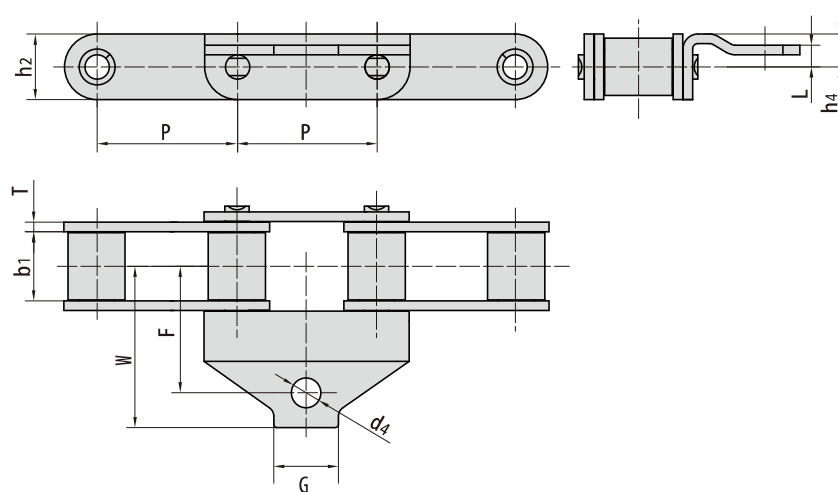
东华链号 Donghua Chain No.	P	b <sub>1</sub>	M	C	F	W	T	h <sub>4</sub>	d <sub>4</sub>
	mm	mm	mm	mm	mm	mm	mm	mm	mm
CA550-F7A	41.4	19.81	44.5	23.3	84.9	106.4	3.25	14.3	8.33
CA550G 57	41.4	19.81	44.5	23.3	-	106.4	3.25	14.3	-



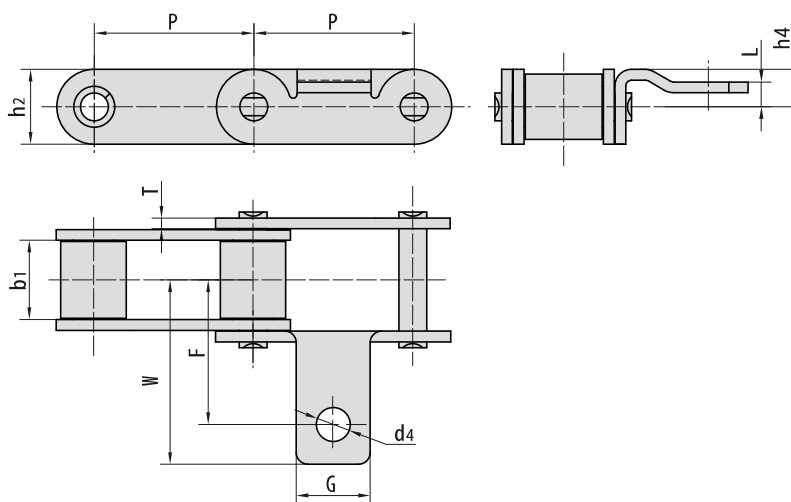
东华链号 Donghua Chain No.	P	b <sub>1</sub>	C	h	H	G	h <sub>4</sub>	F	W	T	d <sub>4</sub>
	mm	mm	mm	mm	mm	mm	mm	mm	mm	mm	mm
CA550-G 50	41.4	19.81	23.0	17.5	27.2	30.0	12.9	39.7	57.9	4.0	9.92
CA550-G 50S	41.4	19.81	23.0	15.9	25.6	30.0	12.9	39.7	57.9	4.0	9.92
P41.4F8	41.4	20.00	24.5	13.8	31.6	25.5	13.8	40.1	55.8	4.0	13.60

## C型/CA型钢制农机链附件

C type and CA type steel agricultural chain attachments



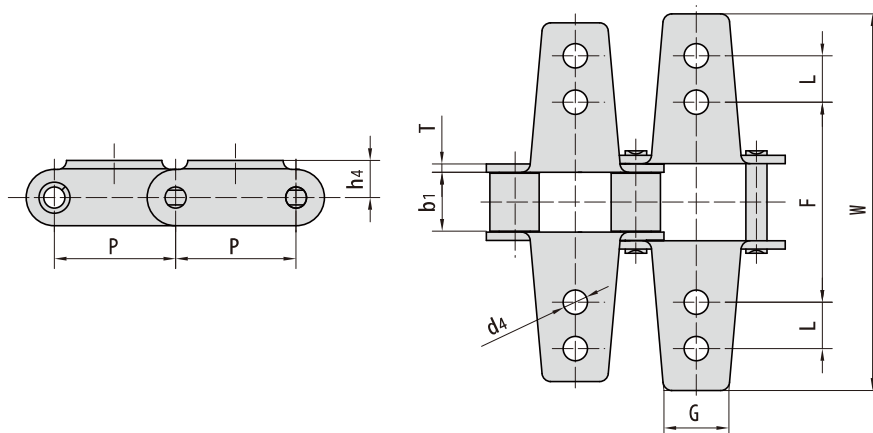
东华链号 Donghua Chain No.	P	b <sub>1</sub>	G	F	W	h <sub>2</sub>	L	h <sub>4</sub>	T	d <sub>4</sub>
	mm	mm	mm	mm	mm	mm	mm	mm	mm	mm
CA550AH	41.4	19.81	19.1	37.3	47.6	19.3	6.4	9.65	2.8	8.73
CA550AHF1	41.4	19.81	25.4	37.3	47.6	19.3	6.4	9.70	2.8	8.71



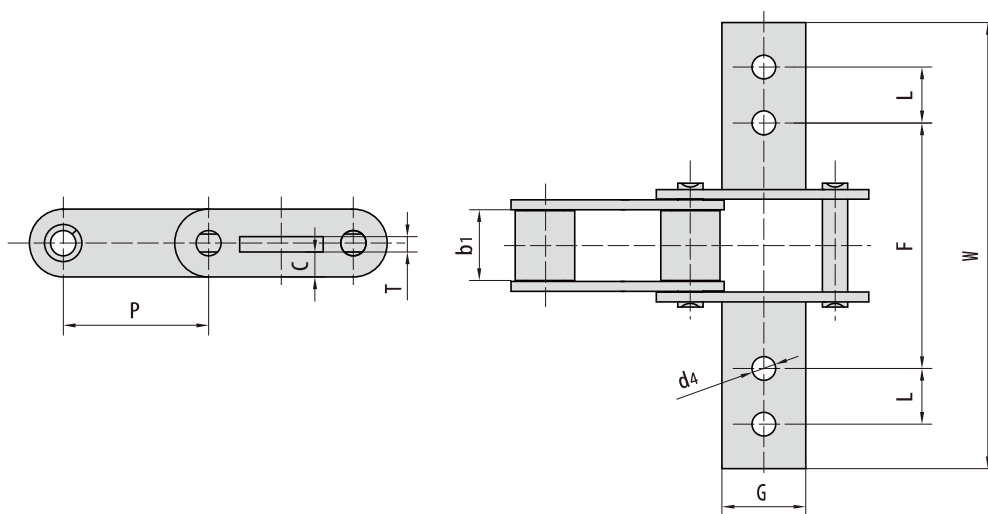
东华链号 Donghua Chain No.	P	b <sub>1</sub>	G	F	W	h <sub>2</sub>	L	h <sub>4</sub>	T	d <sub>4</sub>
	mm	mm	mm	mm	mm	mm	mm	mm	mm	mm
CA550A ID	41.4	19.81	19.1	37.3	47.6	19.3	6.4	9.65	2.8	8.73

## C型/CA型钢制农机链附件

C type and CA type steel agricultural chain attachments



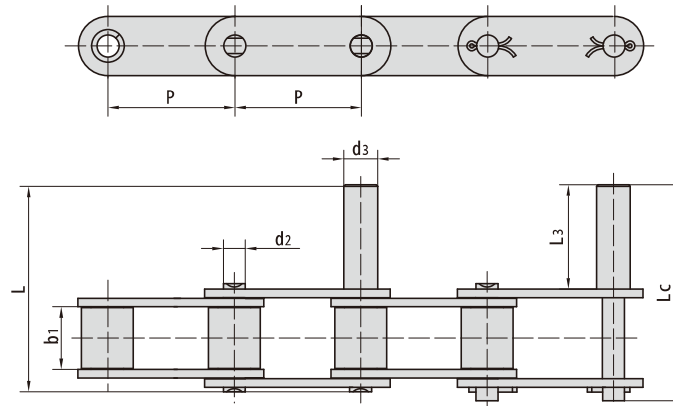
东华链号 Donghua Chain No.	P	b <sub>1</sub>	L	G	F	W	h <sub>4</sub>	T	d <sub>4</sub>
	mm	mm	mm	mm	mm	mm	mm	mm	mm
CA550K6	41.40	19.81	15.9	22.2	68.3	128.6	12.7	2.80	8.33
CA620K12	42.01	24.51	15.9	22.2	69.9	130.2	23.8	3.25	6.75



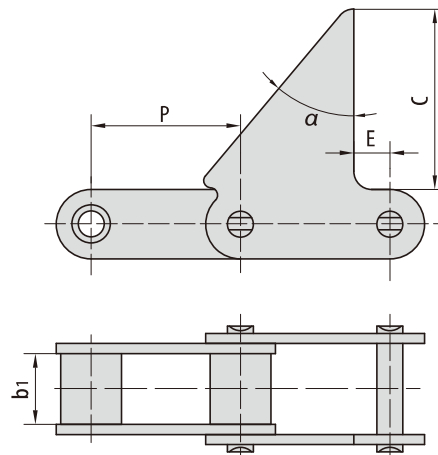
东华链号 Donghua Chain No.	P	b <sub>1</sub>	G	L	F	W	T	C	d <sub>4</sub>
	mm	mm	mm	mm	mm	mm	mm	mm	mm
CA550K8	41.40	19.81	23.8	15.9	69.9	127.0	4.3	7.1	6.75
CA550K9	41.40	19.81	23.8	15.9	69.9	127.0	4.3	7.9	6.75

## C型/CA型钢制农机链附件

C type and CA type steel agricultural chain attachments

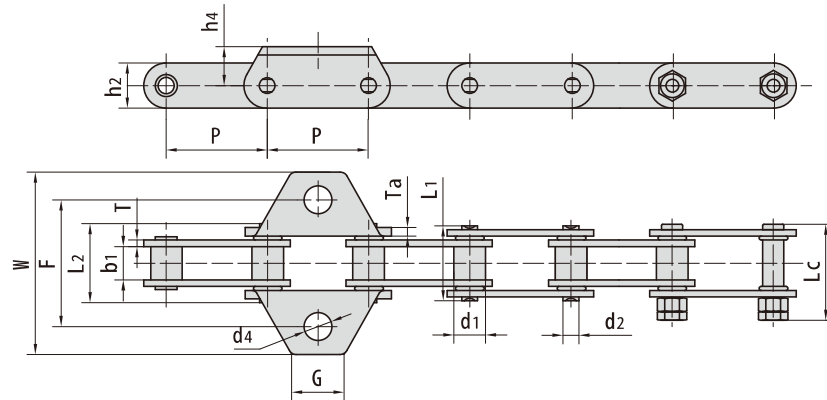


东华链号 Donghua Chain No.	P	b <sub>1</sub>	d <sub>2</sub>	d <sub>3</sub>	L <sub>3</sub>	L	L <sub>c</sub>
	mm	mm	mm	mm	mm	mm	mm
CA550-D1	41.40	19.81	7.19	12.7	50.80	84.5	87.5
CA550-D2	41.40	19.81	7.19	7.19	31.75	65.4	68.4
CA550-D4	41.40	19.81	7.19	11.0	34.00	67.7	70.7
S62F6	41.19	25.40	9.00	12.7	40.00	84.8	87.8
S62F4	41.19	26.00	8.00	12.7	40.00	80.8	83.8
CA620-D1F1	42.01	24.51	7.19	12.0	44.45	84.8	88.2



东华链号 Donghua Chain No.	P	b <sub>1</sub>	C	α	E
	mm	mm	mm		mm
CA550F6	41.4	19.81	50.0	40°	10
CA550F9	41.4	19.81	40.7	40°	10

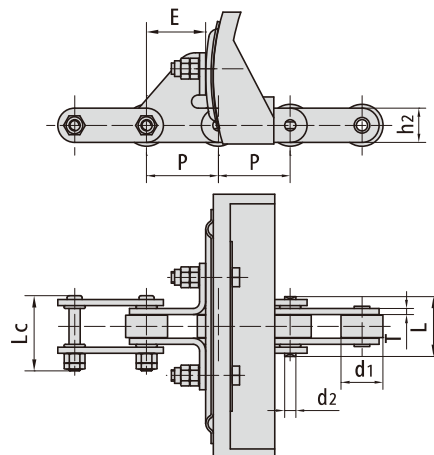
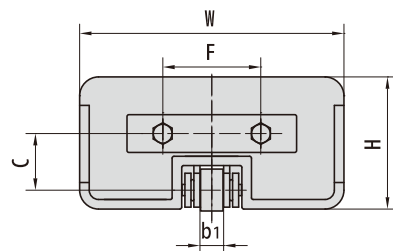
## ○形密封圈农机链 O-Ring agricultural chains



东华链号 Donghua Chain No.	节距 Pitch	滚子直径 Roller diameter	内节内宽 Width between inner plates	销轴直径 Pin diameter	销轴长度 Pin length			链板尺寸 Plate dimension		抗拉强度 Tensile strength	每米长重 Weight per meter
	P	d1 max	b1 min	d2 max	L1 max	L2 max	Lc max	h2 max	T max	Q min	q
	mm	mm	mm	mm	mm	mm	mm	mm	mm	kN/bf	kg/m
C 2040H0R-W K1F1	25.4	7.95	7.85	3.96	20.5	20.5	26.0	12	2.03	14.1/3170	0.78
C 2060F770R	38.1	11.91	12.57	5.95	28.5	30.1	37.1	17	2.42	39.2/8813	1.41

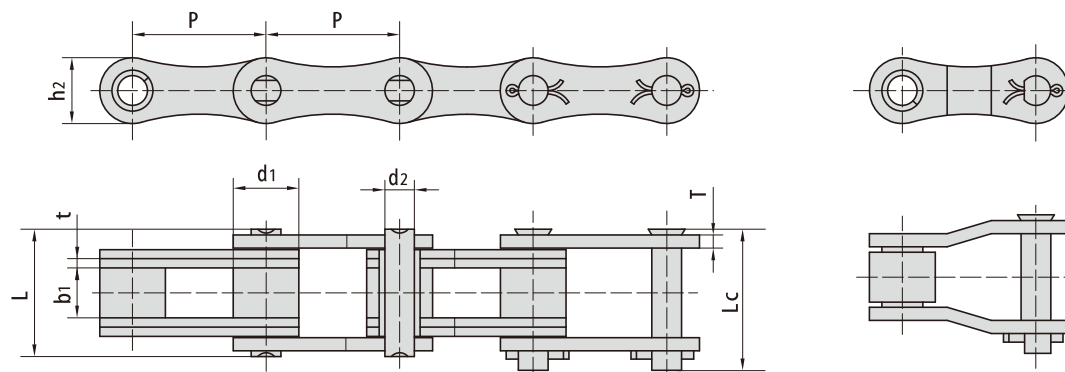
东华链号 Donghua Chain No.	P	Ta	G	F	W	h4	d4
	mm	mm	mm	mm	mm	mm	mm
C 2040H0R-W K1F1	25.4	2.03	37.4	62.0	80.0	9.5	7.0
C 2060F770R	38.1	3.25	20.0	48.0	69.0	14.7	10.5



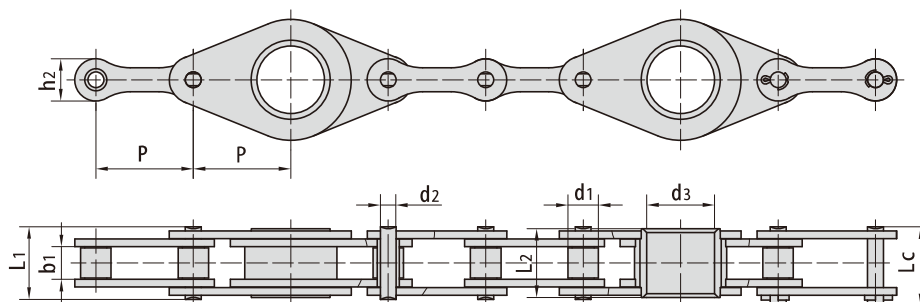
东华链号 Donghua Chain No.	节距 Pitch	滚子直径 Roller diameter	内节内宽 Width between inner plates	销轴直径 Pin diameter	销轴长度 Pin length		链板尺寸 Plate dimension		附板尺寸 Attachment dimension					抗拉强度 Tensile strength
	P	d1 max	b1 min	d2 max	L max	Lc max	h2 max	T max	C	W	F	H	E	Q min
	mm	mm	mm	mm	mm	mm	mm	mm	mm	mm	mm	mm	mm	kN/bf
C 2062H 0R SDF1	38.1	22.23	12.57	5.94	31.7	40.0	18.0	3.25	30.0	140.0	52.0	70.0	31.4	31.8/7150

## 特殊农机链及附件

Special agricultural chains and attachments



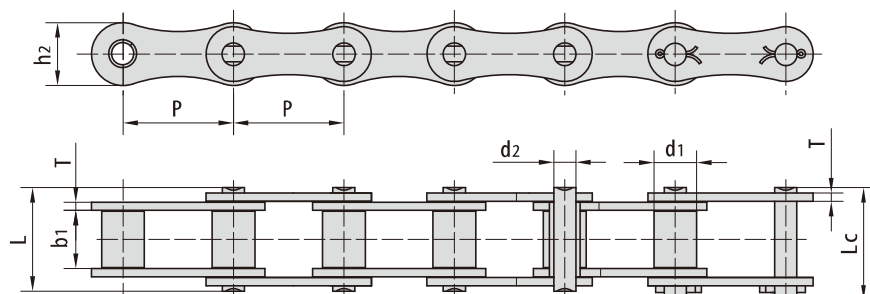
东华链号 Donghua Chain No.	节距 Pitch	滚子直径 Roller diameter	内节内宽 Width between inner plates	销轴直径 Pin diameter	销轴长度 Pin length		内链板高度 Inner plate depth	链板厚度 Plate thickness	抗拉强度 Tensile strength	平均抗拉强度 Average tensile strength	每米长重 Weight per meter
	P	d1 max	b1 min	d2 max	L max	Lc max	h2 max	t/T max	Q min	Q0	q
	mm	mm	mm	mm	mm	mm	mm	mm	kN/bf	kN	kg/m
55VF1H2	41.4	17.9	22.23	8.22	45.3	48.4	21.4	3.0	60.0/11858	65.0	2.92
CA650F1	50.8	25.0	19.00	11.28	49.2	53.7	25.0	3.5/5.0	138.0/27273	140.0	4.36



东华链号 Donghua Chain No.	节距 Pitch	滚子直径 Roller diameter	内节内宽 Width between inner plates	销轴直径 Pin diameter	空心销轴内径 Hollow pin inner diameter	销轴长度 Pin length			内链板高度 Inner plate depth	抗拉强度 Tensile strength	平均抗拉强度 Average tensile strength
	P	d1 max	b1 min	d2 max	d3 min	L1 max	L2 max	Lc max	h2 max	Q min	Q0
	mm	mm	mm	mm	mm	mm	mm	mm	mm	kN/bf	kN
216BF1	50.8	15.88	17.02	8.28	35.3	37.8	35.8	41.3	22.0	60.0/13636	70.8
CA650F3	50.8	19.05	19.05	9.53	35.3	40.4	37.8	44.7	25.0	90.0/20454	99.0

## 特殊农机链及附件

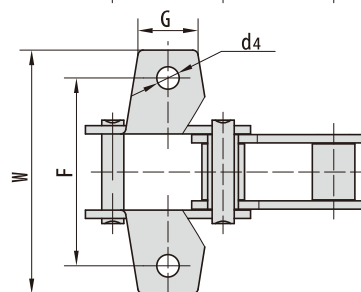
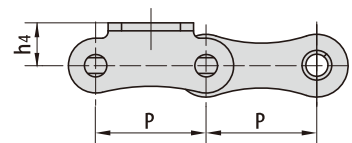
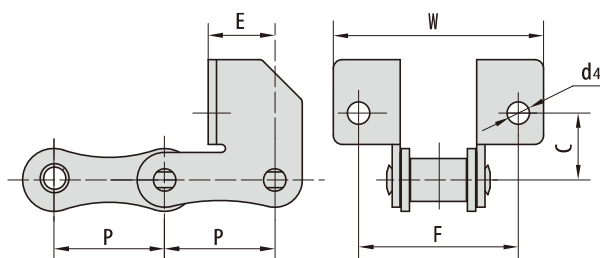
Special agricultural chains and attachments



东华链号 Donghua Chain No.	节距 Pitch	滚子直径 Roller diameter	内节内宽 Width between inner plates	销轴直径 Pin diameter	销轴长度 Pin length		链板尺寸 Plate dimension		抗拉强度 Tensile strength	每米长重 Weight per meter
	P	d1 max	b1 min	d2 max	L max	Lc max	h2 max	T max	Q min	q
	mm	mm	mm	mm	mm	mm	mm	mm	kN/bf	kg/m
P41.3	41.30	16.00	21.40	8.28	39.0	42.0	23.5	3.10	50/11363	2.27
CA620F4	42.01	19.05	27.90	10.19	44.9	46.5	25.0	3.00	45.0/10277	2.95
CA642	41.40	15.88	19.00	8.28	36.1	39.1	21.2	3.00	50.0/11363	1.98
CA645F1	41.40	17.78	22.23	8.22	41.3	44.4	21.4	1.33	71.7/16120	2.43
CA650	50.80	25.00	18.90	9.53	40.4	44.7	25.0	4.00	90.0/20454	3.49
CA650F2	50.80	20.00	18.90	9.53	40.4	44.7	25.0	4.00	90.0/20454	2.98
CA650F4	50.80	19.05	19.05	5.93	40.4	44.7	25.0	4.00	90.0/20454	2.85

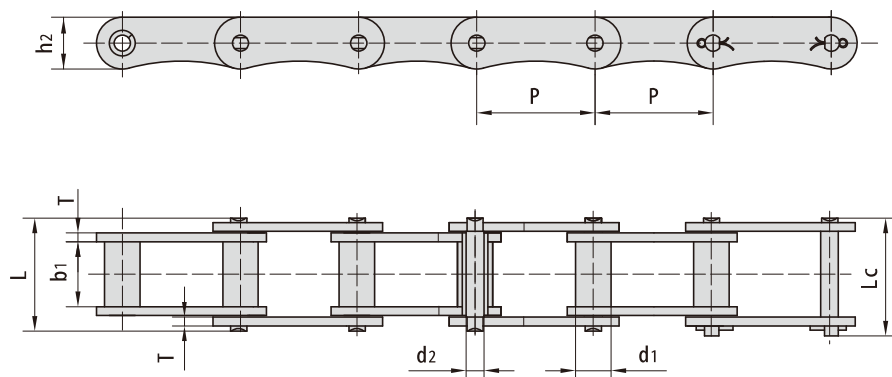
东华链号 Donghua Chain No.	P	C	E	F	W	d4
	mm	mm	mm	mm	mm	mm
P41.3SD	41.3	25	25.0	60	79	6.4
P41.3SDF4	41.3	25	25.0	60	79	6.4
P41.3SDF5	41.3	25	52.3	55	80	8.5
P41.3SDF6	41.3	25	25.0	60	79	8.4

东华链号 Donghua Chain No.	P	G	F	W	h4	d4
	mm	mm	mm	mm	mm	mm
P41.3K1	41.3	22.0	70.5	91.3	16.0	8.4

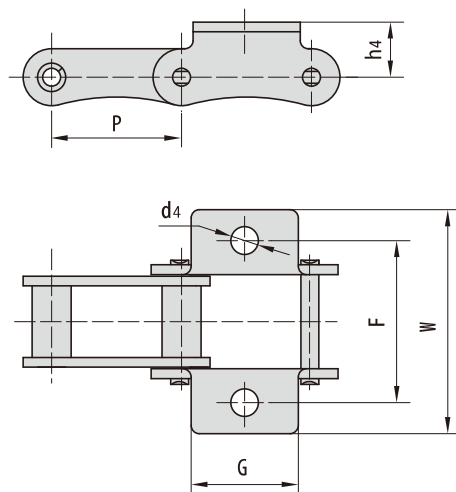


## 特殊农机链及附件

Special agricultural chains and attachments



东华链号 Donghua Chain No.	节距 Pitch	滚子直径 Roller diameter	内节内宽 Width between inner plates	销轴直径 Pin diameter	销轴长度 Pin length		链板高度 Plate depth	链板厚度 Plate thickness	抗拉强度 Tensile strength	每米长重 Weight per meter
	$P$	$d_1$ max	$b_1$ min	$d_2$ max	$L$ max	$L_c$ max	$h_2$ max	$T$ max	$Q$ min	$q$
	mm	mm	mm	mm	mm	mm	mm	mm	kN/bf	kg/m
LV40	40	12.0	22.0	6.0	38.2	41.0	17.5	3.0	31.4/7136	1.53

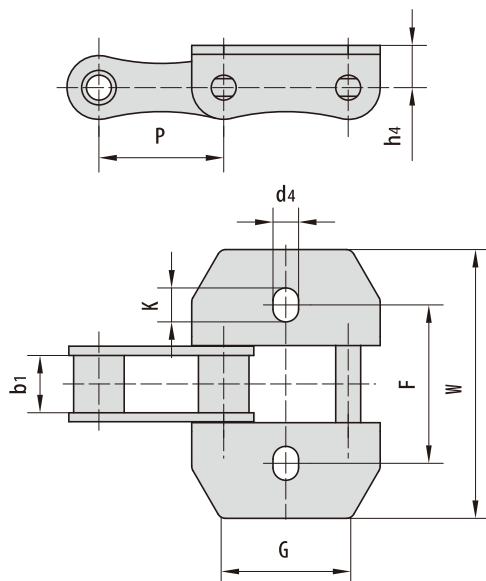


东华链号 Donghua Chain No.	$P$	$G$	$F$	$W$	$h_4$	$d_4$
	mm	mm	mm	mm	mm	mm
LV40K1	40.0	33.0	50.0	69.0	17.0	8.5



## 特殊农机链及附件

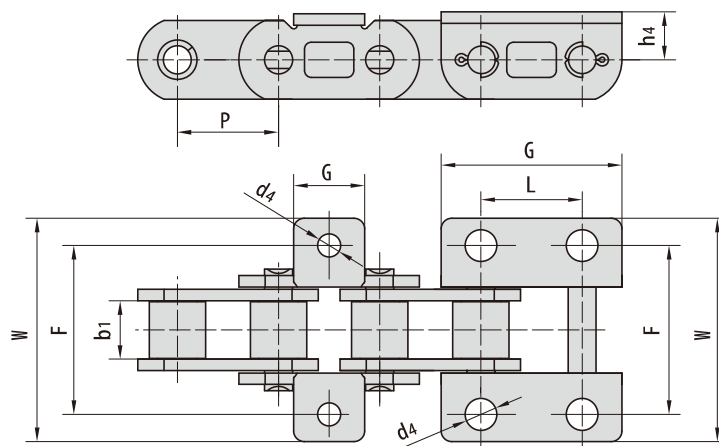
Special agricultural chains and attachments



东华链号 Donghua Chain No.	P	b <sub>1</sub>	G	F	W	h <sub>4</sub>	d <sub>4</sub>	K
	mm	mm	mm	mm	mm	mm	mm	mm
CA642S103	41.4	19	40	53	89.6	14.0	8.5	11.25

S1附件  
S1 attachments

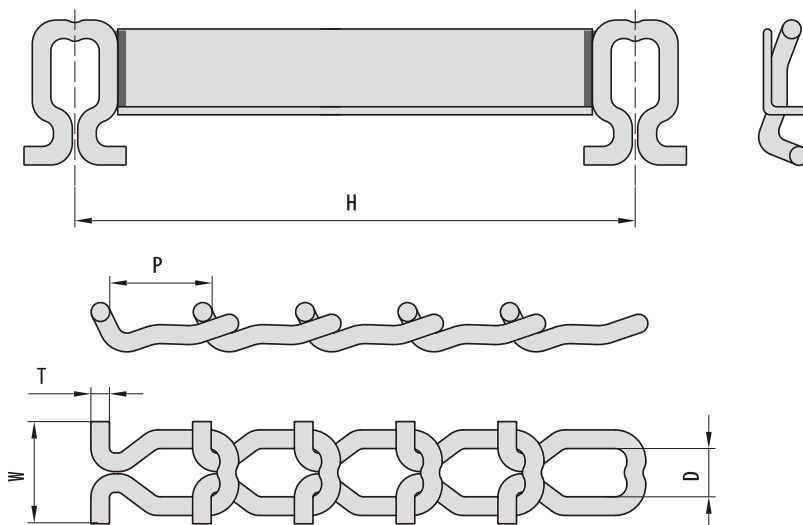
S2附件  
S2 attachments



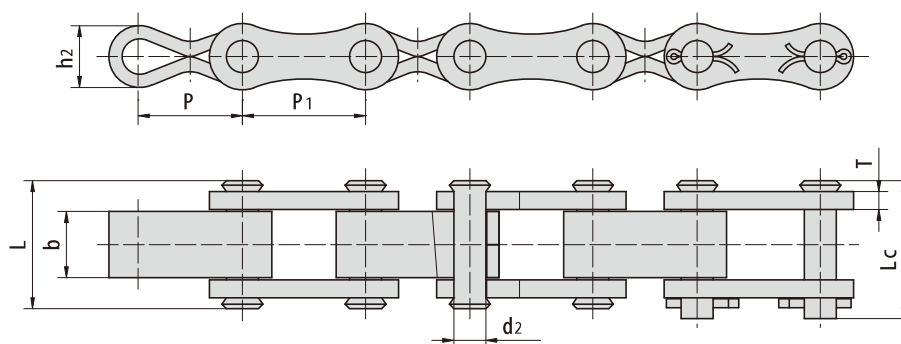
东华链号 Donghua Chain No.	P	b <sub>1</sub>	L	G	F	W	h <sub>4</sub>	d <sub>4</sub>
	mm	mm	mm	mm	mm	mm	mm	mm
CAE44151S1	28.575	16.200	-	20.0	47.0	61.0	13.0	6.50
CAE44151S2	28.575	16.200	28.58	51.0	47.0	62.4	13.5	9.00
P28F3	28.575	15.875	28.58	50.8	46.8	62.0	12.7	9.02

## 特殊农机链及附件

Special agricultural chains and attachments



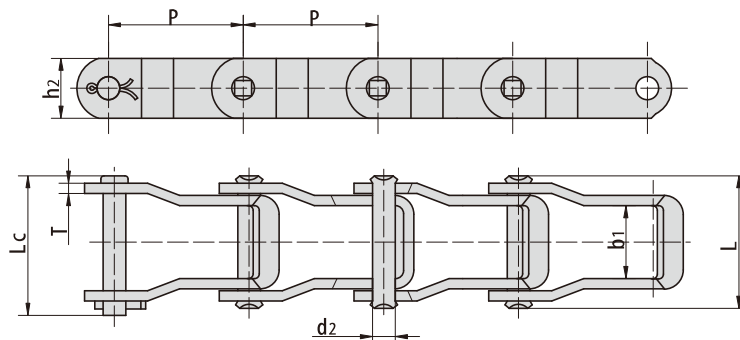
东华链号 Donghua Chain No.	节距 Pitch	链节内宽 Inside width	链节全宽 Overall width	链节厚度 Thickness	链条中心宽度 Width center to center	平均抗拉强度 Average tensile strength
	P	D	W	T	H	Q <sub>min</sub>
	mm	mm	mm	mm	mm	kN/bf
DH67T-R0D	60.655	28.575	63.5	11.1	根据客户要求	71.18/16000



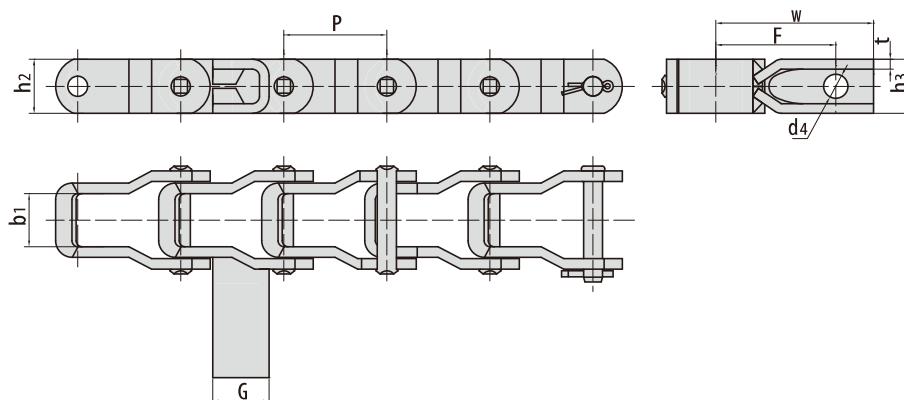
东华链号 Donghua Chain No.	节距 Pitch		销轴直径 Pin diameter	销轴长度 Pin length		链板高度 Plate depth	链板厚度 Plate thickness	附板尺寸 Attachment dimension	抗拉强度 Tensile strength
	P	P <sub>1</sub>	d <sub>2 max</sub>	L <sub>max</sub>	L <sub>c max</sub>	h <sub>2</sub>	T <sub>max</sub>	b	Q <sub>min</sub>
	mm	mm	mm	mm	mm	mm	mm	mm	kN/bf
P47.25/55.75	47.25	55.75	14.5	59.0	62.5	28.0	8.0	30.0	130.0/28225
P49.9/50.1	49.90	50.10	12.2	52.0	57.0	25.0	7.0	30.0	60.0/13488

# 钢制销合链

## Steel pintle chains

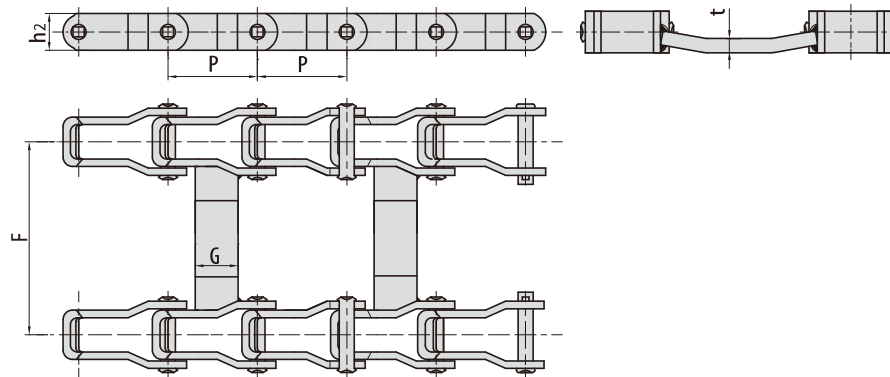


东华链号 Donghua Chain No.	节距 Pitch	内节内宽 Width between inner plates	销轴直径 Pin diameter	销轴长度 Pin length		链板高度 Plate depth	链板厚度 Plate thickness	抗拉强度 Tensile strength	平均抗拉强度 Average tensile strength	每米长重 Weight per meter
	P	b1 min	d2 max	L max	Lc max	h2 max	T	Q min	Q0	q
	mm	mm	mm	mm	mm	mm	mm	kN/bf	kN	kg/m
662	42.27	22.9	7.19	41.2	44.2	18.8	3.2	37.80/8591	49.8	1.63
667H	58.75	25.4	7.94	43.7	46.7	22.2	3.2	42.30/9614	59.3	1.87
667X	57.15	26.6	11.10	50.2	55.0	23.8	4.3	66.70/15159	96.5	2.98
667XH	57.15	27.4	11.91	58.0	62.0	27.3	5.7	124.50/28295	138.6	4.34
667K	57.15	27.4	11.10	55.5	60.0	27.3	5.1	89.00/20227	123.2	3.91
667J	57.15	26.6	9.53	50.2	55.0	27.3	4.3	62.28/14155	84.1	2.81
88K	66.27	27.4	11.10	55.5	60.0	27.3	5.1	89.00/20227	123.2	3.73
88C	66.27	31.4	12.70	64.6	69.0	28.9	6.4	133.36/30309	160.5	5.17
308	78.10	32.5	15.88	72.6	78.0	38.1	8.0	227.00/51030	249.7	8.40

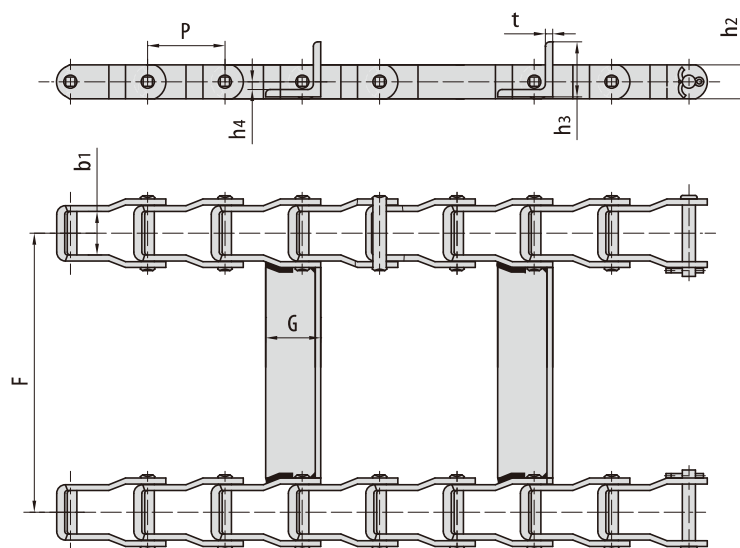


东华链号 Donghua Chain No.	节距 Pitch	内节内宽 Width between inner plates	链板高度 Inner Plate depth	附板尺寸 Attachment dimension						抗拉强度 Tensile strength
	P	b1 min	h2 max	G	F	W	h3	d4	t	Q min
	mm	mm	mm	mm	mm	mm	mm	mm	mm	kN/bf
662F7	42.27	22.9	18.8	23.1	49.2	64.7	22.2	9.9	4.0	37.80/8597
662HF2	42.27	21.8	22.2	23.1	49.2	64.7	22.2	9.9	4.0	50.80/11420

## 钢制销合链 Steel pintle chains



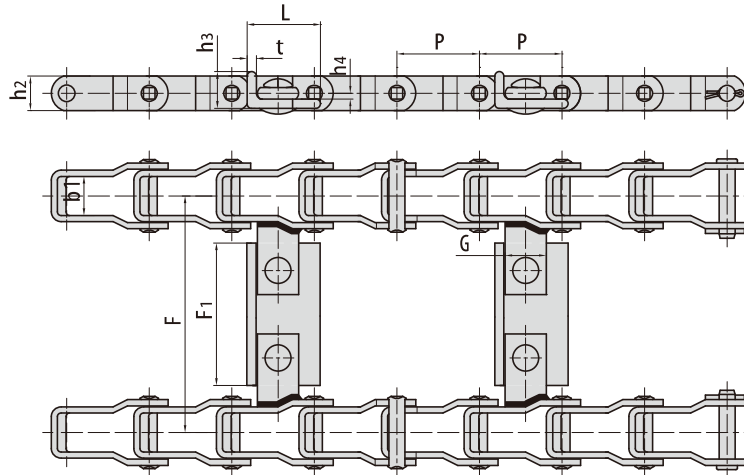
东华链号 Donghua Chain No.	节距 Pitch	内节内宽 Width between inner plates	链板高度 Inner Plate depth	附板尺寸 Attachment dimension			抗拉强度 Tensile strength
	P	b <sub>1</sub> min	h <sub>2</sub> max	G	F	t	Q min
	mm	mm	mm	mm	mm	mm	kN/bf
667KF2SS	57.15	27.80	27.30	38.10	536.70	9.70	67.00/15062
667KF3SS	57.15	27.80	27.30	38.10	714.20	9.70	67.00/15062
88KF10	66.27	27.40	27.30	31.75	604.20	9.50	37.80/8497



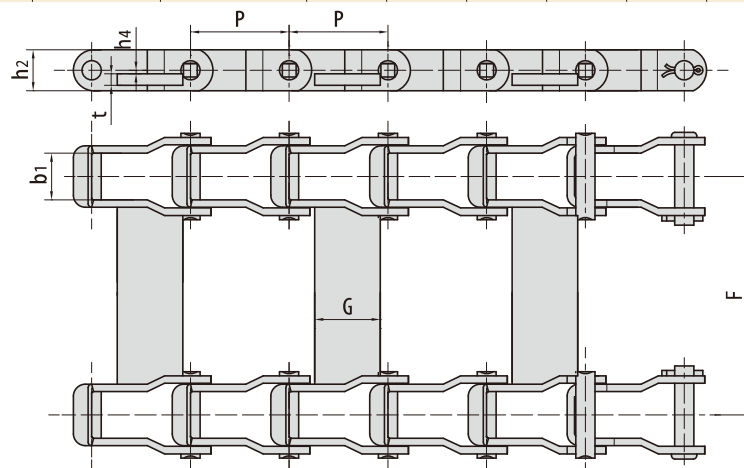
东华链号 Donghua Chain No.	节距 Pitch	内节内宽 Width between inner plates	链板高度 Inner Plate depth	附板尺寸 Attachment dimension					抗拉强度 Tensile strength
	P	b <sub>1</sub> min	h <sub>2</sub> max	G	F	t	h <sub>3</sub>	h <sub>4</sub>	Q min
	mm	mm	mm	mm	mm	mm	mm	mm	kN/bf
662F4	42.27	22.9	18.8	30.0	539.75	3.0	30.00	5.25	37.80/8597
662HF3	42.27	21.8	22.2	30.0	487.35	3.0	30.00	7.10	50.80/11420

# 钢制销合链

## Steel pintle chains



东华链号 Donghua Chain No.	节距 Pitch	内节内宽 Width between inner plates	链板高度 Inner Plate depth	附板尺寸 Attachment dimension							抗拉强度 Tensile strength
	P	b <sub>1</sub> min	h <sub>2</sub> max	G	F	F <sub>1</sub>	L	t	h <sub>3</sub>	h <sub>4</sub>	Q <sub>min</sub>
	mm	mm	mm	mm	mm	mm	mm	mm	mm	mm	kN/bf
667X-ASF10	57.15	27.00	23.80	28.60	814.40	749.30	50.80	4.80	25.40	4.00	66.70/14994
667X-ASF11	57.15	27.00	23.80	28.60	1450.90	1385.80	50.80	4.80	25.40	4.00	66.70/14994
667K-ASF9	57.15	27.80	27.00	31.75	1736.70	1671.60	50.80	6.40	38.10	4.80	66.70/14994



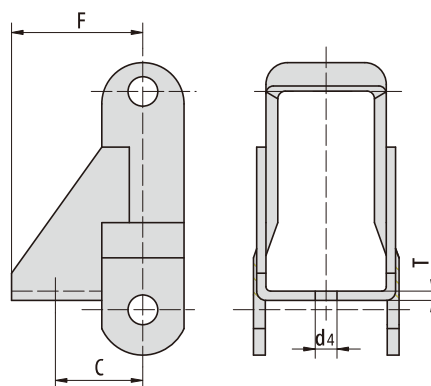
东华链号 Donghua Chain No.	节距 Pitch	内节内宽 Width between inner plates	链板高度 Inner Plate depth	附板尺寸 Attachment dimension				抗拉强度 Tensile strength
	P	b <sub>1</sub> min	h <sub>2</sub> max	G	F	t	h <sub>4</sub>	Q <sub>min</sub>
	mm	mm	mm	mm	mm	mm	mm	kN/bf
662F1	42.27	26.6	18.8	19.0	343.5	5.0	4.40	37.80/8597
667X-ASF3	57.15	26.6	23.8	38.0	514.4	7.0	0.00	66.70/14994

## 钢制销合链附件 Steel pintle chain attachments

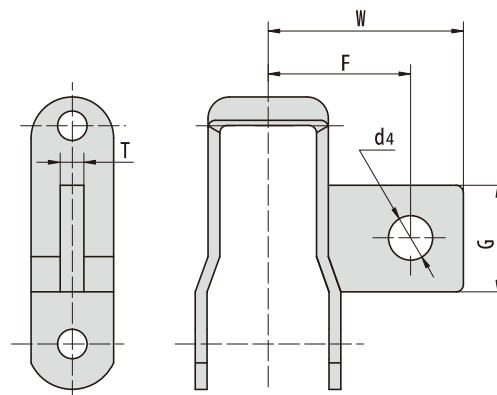
东华链号 Donghua Chain No.	C	F	d <sub>4</sub>	T
	mm	mm	mm	mm
662	22.90	37.2	7.00	2.8
667H	25.40	38.9	7.00	4.8
667X	29.50	39.7	7.00	4.8

东华链号 Donghua Chain No.	G	F	W	d <sub>4</sub>	T
	mm	mm	mm	mm	mm
662-ASF2	18.2	35.9	48.4	7.00	4.3
662-ASF3	23.8	34.9	48.0	6.75	4.8
662	24.2	35.9	48.4	7.00	4.3
667H-ASF9	28.6	51.6	65.9	8.33	6.4
667XH-KSF5	28.6	47.7	59.2	9.50	6.4
88C-KSF5	28.6	47.7	60.5	9.50	6.4
667H-ASF10	28.6	51.6	65.9	9.90	6.4
667X-ASF8	28.6	51.6	68.3	9.90	7.9
667H-ASF5	28.7	51.9	66.6	8.40	6.5
667X-ASF7	29.0	46.9	63.7	8.50	8.0
667H	29.7	51.6	66.6	8.50	6.4
667X	29.7	51.6	69.0	8.50	7.9
667-ASF1	29.7	51.6	69.0	8.50	4.3
667H-ASF2	29.7	51.6	66.6	8.50	6.4
667X-ASF14	30.0	55.0	73.0	10.30	8.0
667K-ASF6	31.5	50.5	71.5	11.90	10.0
667XH-AS	31.8	51.6	69.9	9.90	9.5
667XH-ASF3	31.8	51.6	69.9	11.90	9.5
88C-ASF2	31.8	51.6	71.4	9.90	9.5
88C-ASF3	31.8	51.6	71.4	11.50	9.5
667XH-ASF4	31.8	51.6	69.8	11.50	9.5
667K-ASF8	31.8	51.6	71.4	11.90	9.5
667XH-ASF7	31.8	51.6	69.9	9.92	9.6
667K	32.5	51.6	72.2	10.00	9.5
88K	32.5	51.6	72.2	10.00	9.5
88C	32.5	51.6	72.2	10.00	9.5

带C1附件  
With C1 attachments



带AS附件  
With AS attachments

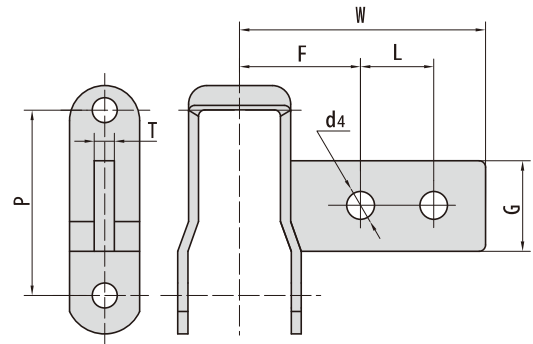


## 钢制销合链附件

### Steel pintle chain attachments

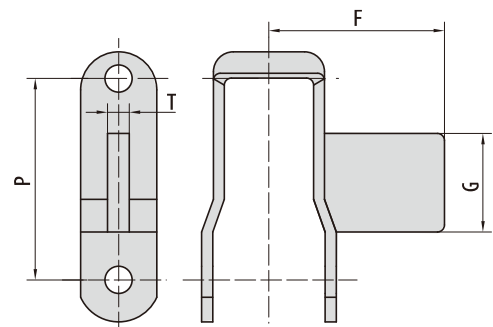
东华链号 Donghua Chain No.	P	G	F	L	W	d4	T
	mm	mm	mm	mm	mm	mm	mm
662	42.27	24.2	34.9	15.9	60.3	6.75	4.3
88C	66.27	32.5	54.0	63.5	136.5	9.92	9.5
88K	66.27	32.5	54.0	63.5	136.5	9.92	9.5

带A22附件  
With A22 attachments

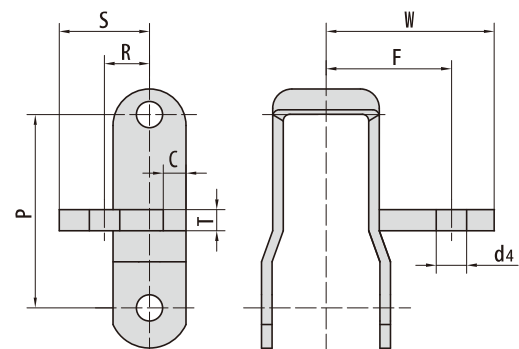


东华链号 Donghua Chain No.	P	G	F	T
	mm	mm	mm	mm
662	42.27	24.2	47.6	4.3
667H	58.75	29.7	69.0	6.4
667X	57.15	29.7	68.3	7.9
667K	57.15	32.5	68.3	9.5
88K	66.27	32.5	68.3	9.5

带AN附件  
With AN attachments



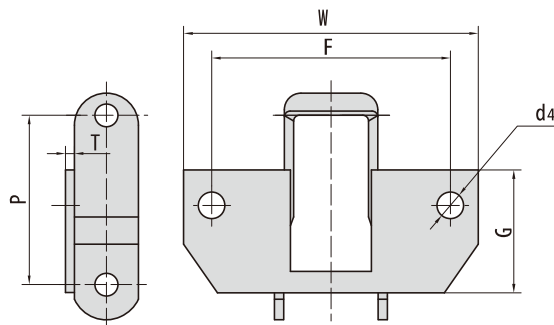
东华链号 Donghua Chain No.	附件名称 Attachment No.	P	R	S	F	W	d4	T	C
		mm	mm	mm	mm	mm	mm	mm	mm
662	G 28	42.27	20.6	33.3	31.8	43.7	6.75	6.4	4.8
662	G 30	42.27	19.1	33.3	33.3	48.0	8.33	6.4	4.8
662	G 30S	42.27	19.1	33.3	33.3	48.0	8.73	6.4	4.8
667H	G 27S	58.75	19.1	31.8	51.6	65.9	9.92	6.4	6.4



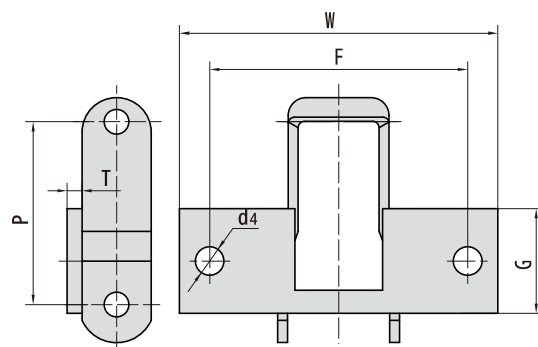
## 钢制销合链附件

### Steel pintle chain attachments

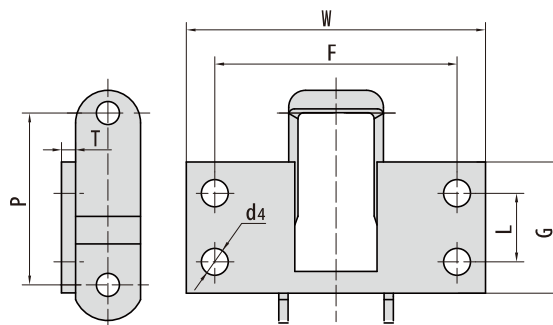
东华链号 Donghua Chain No.	附件名称 Attachment No.	P	G	F	W	d4	T
		mm	mm	mm	mm	mm	mm
662	K1	42.27	34.9	62.7	82.6	6.75	3.2
662	K19	42.27	34.9	50.8	71.4	6.75	3.2
667X	K1	57.15	34.9	62.7	82.6	6.75	3.2
667H	K1	58.75	34.9	62.7	82.6	6.75	3.2




东华链号 Donghua Chain No.	附件名称 Attachment No.	P	G	F	W	d4	T
		mm	mm	mm	mm	mm	mm
88K	K1C	66.27	47.6	95.3	127.0	9.92	4.8
88K	K1M	66.27	47.6	101.6	127.0	9.92	4.8
88K	K1P	66.27	47.6	96.8	127.0	9.92	4.8



东华链号 Donghua Chain No.	附件名称 Attachment No.	P	L	G	F	W	d4	T
		mm	mm	mm	mm	mm	mm	mm
88K	K2C	66.27	31.8	57.2	106.4	127.0	9.92	4.8
88K	K2M	66.27	31.8	57.2	101.6	127.0	9.92	4.8
88K	K2P	66.27	31.8	57.2	92.0	127.0	9.92	4.8







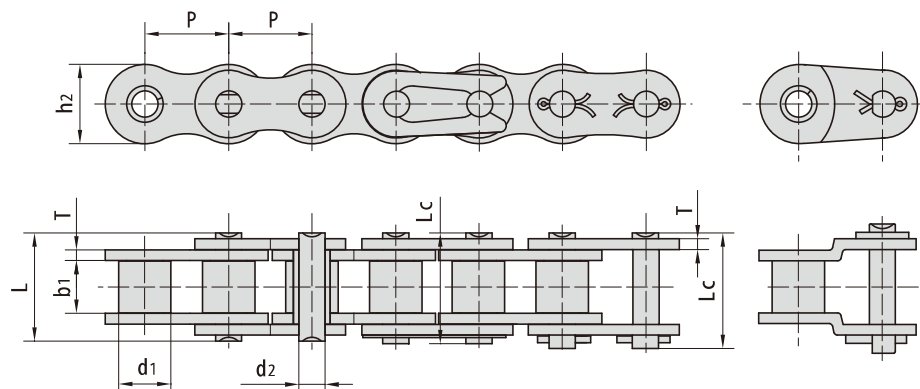
# 不锈钢链

## STAINLESS STEEL CHAINS



## 不锈钢短节距滚子链 Stainless steel short pitch roller chains

不锈钢链条适合在易受食品、化学、药品等侵蚀场合使用，还可用于高低温场合。  
Stainless steel chains are suitable for corrosive conditions involving food, chemicals, pharmaceuticals, etc. and also suitable for high and low temperature conditions.



东华链号 Donghua Chain No.	节距 Pitch	滚子直径 Roller diameter	内节内宽 Width between inner plates	销轴直径 Pin diameter	销轴长度 Pin length		内链板高度 Inner plate depth	链板厚度 Plate thickness	破断载荷 Breaking load	每米长重 Weight per meter
	P	d1 max	b1 min	d2 max	L max	Lc max	h2 max	t/T max	Q	q
	mm	mm	mm	mm	mm	mm	mm	mm	kN/bf	kg/m
*04CSS-1	6.350	3.30	3.18	2.31	7.90	8.40	6.00	0.80	2.5/568	0.15
*06CSS-1	9.525	5.08	4.77	3.58	12.40	13.17	9.00	1.30	5.5/1250	0.33
08ASS-1	12.700	7.95	7.85	3.96	16.60	17.80	12.00	1.50	9.6/2182	0.63
41SS-1	12.700	7.77	6.25	3.58	13.75	15.00	9.91	1.30	6.0/1360	0.46
10ASS-1	15.875	10.16	9.40	5.08	20.70	22.20	15.09	2.03	15.2/3455	1.03
12ASS-1	19.050	11.91	12.57	5.94	25.90	27.70	18.00	2.42	21.7/4932	1.51
16ASS-1	25.400	15.88	15.75	7.92	32.70	35.00	24.00	3.25	38.9/8841	2.62
20ASS-1	31.750	19.05	18.90	9.53	40.40	44.70	30.00	4.00	60.0/13636	3.94
24ASS-1	38.100	22.23	25.22	11.10	50.30	54.30	35.70	4.80	75.0/16861	5.72
28ASS-1	44.450	25.40	25.22	12.70	54.40	59.00	41.0	5.60	102.0/22931	7.70
32ASS-1	50.800	28.58	31.55	14.27	64.80	69.60	47.80	6.40	133.8/30079	10.20
04BSS-1	6.000	4.00	2.80	1.85	6.80	7.80	5.00	0.60	2.0/455	0.11
05BSS-1	8.000	5.00	3.00	2.31	8.20	8.90	7.10	0.80	3.5/795	0.20
#06BSS-1	9.525	6.35	5.72	3.28	13.15	14.10	8.20	1.30	6.2/1409	0.41
08BSS-1	12.700	8.51	7.75	4.45	16.70	18.20	11.80	1.60	12.0/2727	0.70
10BSS-1	15.875	10.16	9.65	5.08	19.50	20.90	14.70	1.70	14.5/3295	0.94
12BSS-1	19.050	12.07	11.68	5.72	22.50	24.20	16.00	1.85	18.5/4205	1.16
16BSS-1	25.400	15.88	17.02	8.28	36.10	37.40	21.00	4.15/3.1	40.0/9091	2.73
20BSS-1	31.750	19.05	19.56	10.19	41.30	45.00	26.40	4.5/3.5	59.0/13409	3.73
24BSS-1	38.100	25.40	25.40	14.63	53.40	57.80	33.20	6.0/4.8	104.0/25454	7.20
28BSS-1	44.450	27.94	30.99	15.90	65.10	69.50	36.70	7.5/6.0	120.0/26977	9.21
32BSS-1	50.800	29.21	30.99	17.81	66.00	71.00	42.00	7.0/6.0	150.0/34090	10.22

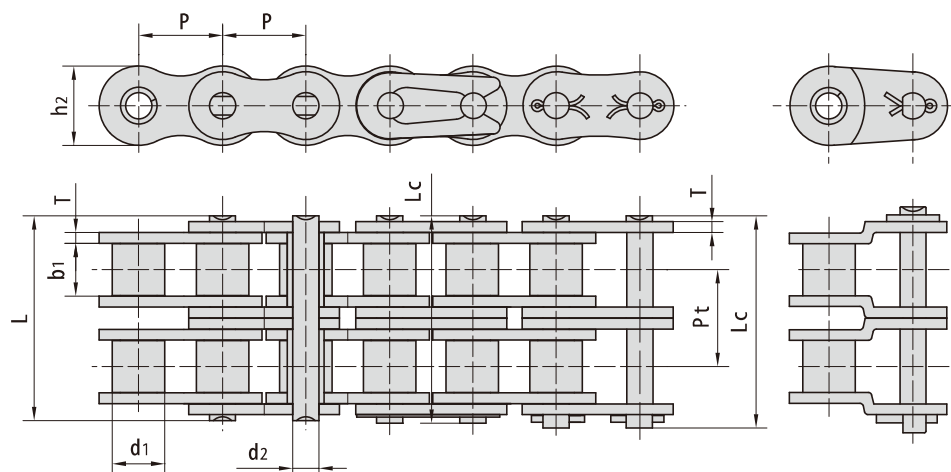
\*套筒链：表中滚子直径d1为套筒直径

\*Bush chain: d1 in the table indicates the external diameter of the bush

#直链板

#Straight side plates

# 不锈钢短节距滚子链 Stainless steel short pitch roller chains



东华链号 Donghua Chain No.	节距 Pitch	滚子直径 Roller diameter	内节内宽 Width between inner plates	销轴直径 Pin diameter	销轴长度 Pin length		内链板高度 Inner plate depth	链板厚度 Plate thickness	排距 Transverse pitch	断破载荷 Breaking load	每米长重 Weight per meter
	P	d1 max	b1 min	d2 max	L max	Lc max	h2 max	t/T max	Pt	Q	q
	mm	mm	mm	mm	mm	mm	mm	mm	mm	kN/bf	kg/m
*04CSS-2	6.350	3.30	3.18	2.31	14.50	15.00	6.00	0.80	6.40	5.0/1124	0.28
*06CSS-2	9.525	5.08	4.77	3.58	22.50	23.30	9.00	1.30	10.13	11.0/2473	0.70
08ASS-2	12.700	7.95	7.85	3.96	31.00	32.20	12.00	1.50	14.38	19.2/4316	1.30
41SS-2	12.700	7.77	6.25	3.53	25.70	26.90	9.91	1.30	11.95	12.0/2698	0.91
10ASS-2	15.875	10.16	9.40	5.08	38.90	40.40	15.09	2.03	18.11	30.4/6834	2.18
12ASS-2	19.050	11.91	12.57	5.94	48.80	50.50	18.00	2.42	22.78	43.4/9757	2.92
16ASS-2	25.400	15.88	15.75	7.92	62.70	64.30	24.00	3.25	29.29	77.8/17490	5.15
20ASS-2	31.750	19.05	18.90	9.53	76.40	80.50	30.00	4.00	35.76	120.0/26977	7.80
24ASS-2	38.100	22.23	25.22	11.10	95.80	99.70	35.70	4.80	45.44	150.0/33720	11.70
28ASS-2	44.450	25.40	25.22	12.70	103.30	107.90	41.00	5.60	48.87	204.0/45859	15.14
32ASS-2	50.800	28.58	31.55	14.27	123.30	128.10	47.80	6.40	58.55	267.6/60156	20.14
04BSS-2	6.000	4.00	2.80	1.85	12.30	13.30	5.00	0.60	5.50	4.0/899	0.22
05BSS-2	8.000	5.00	3.00	2.31	13.90	14.50	7.10	0.80	5.64	6.2/1394	0.37
#06BSS-2	9.525	6.35	5.72	3.28	23.40	24.40	8.20	1.30	10.24	11.8/2653	0.87
08BSS-2	12.700	8.51	7.75	4.45	31.00	32.20	11.80	1.60	13.92	21.0/4721	1.40
10BSS-2	15.875	10.16	9.65	5.08	36.10	37.50	14.70	1.70	16.59	29.1/6542	1.96
12BSS-2	19.050	12.07	11.68	5.72	42.00	43.60	16.00	1.85	19.46	37.0/8318	2.46
16BSS-2	25.400	15.88	17.02	8.28	68.00	71.00	21.00	4.15/3.10	31.88	70.7/15894	5.42
20BSS-2	31.750	19.05	19.56	10.19	77.80	81.50	26.40	4.50/3.50	36.45	105.6/23740	7.87
24BSS-2	38.100	25.40	25.40	14.63	101.70	106.20	33.20	6.00/4.80	48.36	182.0/40915	12.43
28BSS-2	44.450	27.94	30.99	15.90	124.60	129.10	36.70	7.50/6.00	59.56	216.0/48557	16.60
32BSS-2	50.800	29.21	30.99	17.81	124.60	129.60	42.00	7.00/6.00	58.55	270.0/60698	20.34

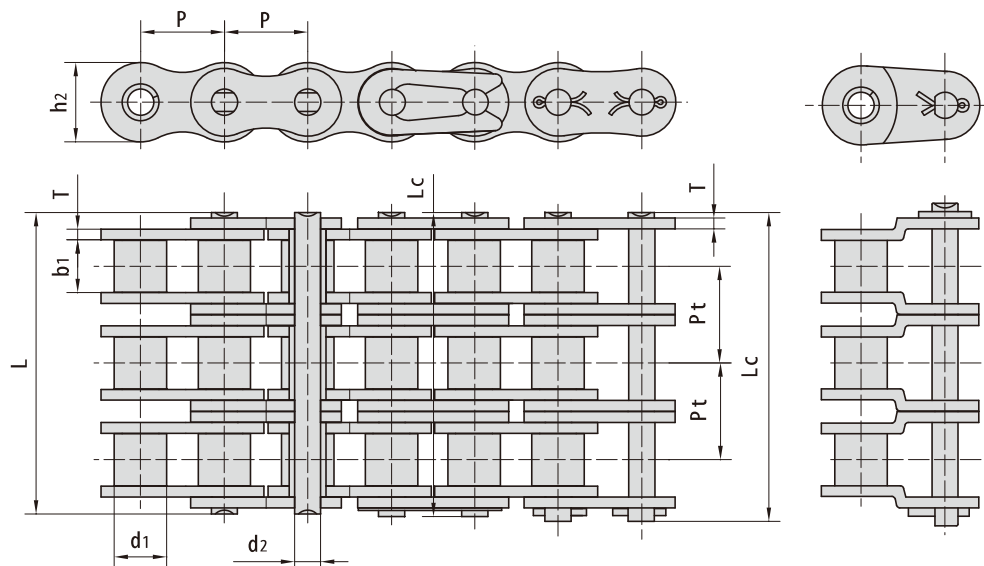
\*套筒链：表中滚子直径d1为套筒直径

\*Bush chain: d1 in the table indicates the external diameter of the bush

#直链板

#Straight side plates

# 不锈钢短节距滚子链 Stainless steel short pitch roller chains



东华链号 Donghua Chain No.	节距 Pitch	滚子直径 Roller diameter	内节内宽 Width between inner plates	销轴直径 Pin diameter	销轴长度 Pin length		内链板高度 Inner plate depth	链板厚度 Plate thickness	排距 Transverse pitch	断破载荷 Breaking load	每米长重 Weight per meter
	P	d1 max	b1 min	d2 max	L max	Lc max	h2 max	t/T max	Pt	Q	q
	mm	mm	mm	mm	mm	mm	mm	mm	mm	kN/bf	kg/m
*04CSS-3	6.350	3.30	3.18	2.31	21.00	21.50	6.00	0.80	6.40	7.5/1686	0.44
*06CSS-3	9.525	5.08	4.77	3.58	32.70	33.50	9.00	1.30	10.13	16.5/3709	1.04
08ASS-3	12.700	7.95	7.85	3.96	45.40	46.60	12.00	1.50	14.38	28.8/6474	1.97
10ASS-3	15.875	10.16	9.40	5.08	57.00	58.50	15.09	2.03	18.11	45.6/1025	3.24
12ASS-3	19.050	11.91	12.57	5.94	71.50	73.30	18.00	2.42	22.78	65.1/14635	4.54
16ASS-3	25.400	15.88	15.75	7.92	91.70	95.10	24.00	3.25	29.29	116.7/26235	7.89
20ASS-3	31.750	19.05	18.90	9.53	112.20	116.30	30.00	4.00	35.76	180.0/40466	11.76
24ASS-3	38.100	22.23	25.22	11.10	141.40	145.20	35.70	4.80	45.44	225.0/50580	17.53
28ASS-3	44.450	25.40	25.22	12.70	152.20	156.80	41.00	5.60	48.87	306.0/68789	22.20
32ASS-3	50.800	28.58	31.55	14.27	181.80	186.60	47.80	6.40	58.55	401.4/90238	30.02
05BSS-3	8.000	5.00	3.00	2.31	19.50	20.20	7.10	0.80	5.64	8.8/1978	0.57
#06BSS-3	9.525	6.35	5.72	3.28	33.50	34.60	8.20	1.30	10.24	17.3/3889	1.09
08BSS-3	12.700	8.51	7.75	4.45	45.10	46.10	11.80	1.60	13.92	30.0/6744	2.08
10BSS-3	15.875	10.16	9.65	5.08	52.70	54.10	14.70	1.70	16.59	43.6/9802	2.92
12BSS-3	19.050	12.07	11.68	5.72	61.50	63.10	16.00	1.85	19.46	55.5/12477	3.71
16BSS-3	25.400	15.88	17.02	8.28	99.80	102.90	21.00	4.15/3.10	31.88	106.7/23830	8.13
20BSS-3	31.750	19.05	19.56	10.19	114.20	117.90	26.40	4.50/3.50	36.45	155.3/34913	11.80
24BSS-3	38.100	25.40	25.40	14.63	150.10	154.60	33.20	6.00/4.80	48.36	276.3/62115	20.10
28BSS-3	44.450	27.94	30.99	15.90	184.20	188.70	36.70	7.50/6.00	59.56	318.0/71486	26.90
32BSS-3	50.800	29.21	30.99	17.81	183.20	188.20	42.00	7.00/6.00	58.55	402.0/90370	31.56

\*套筒链：表中滚子直径d1为套筒直径

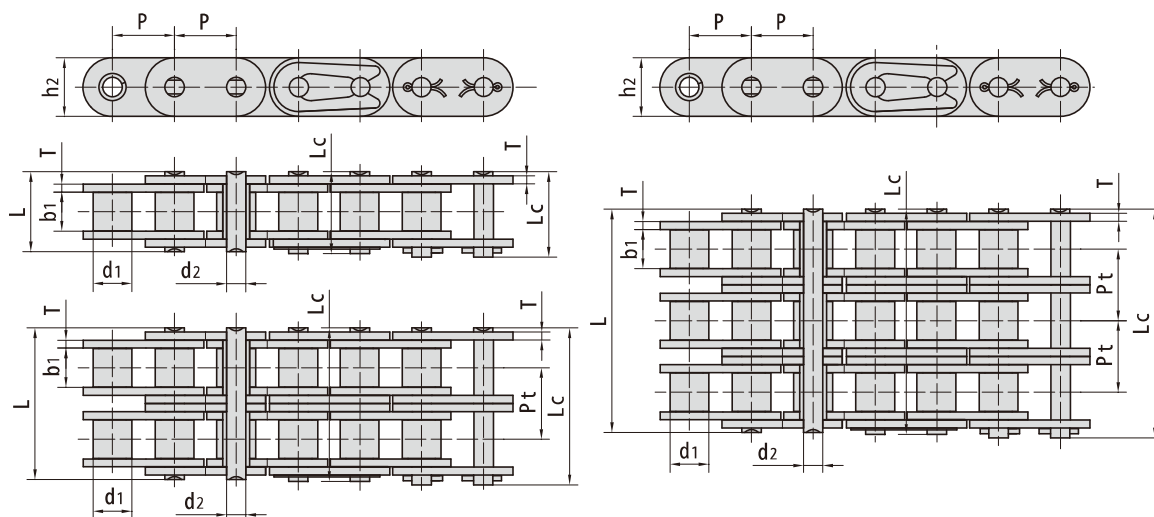
\*Bush chain d1 in the table indicates the external diameter of the bush

#直链板

#Straight side plates

## 不锈钢短节距直链板滚子链

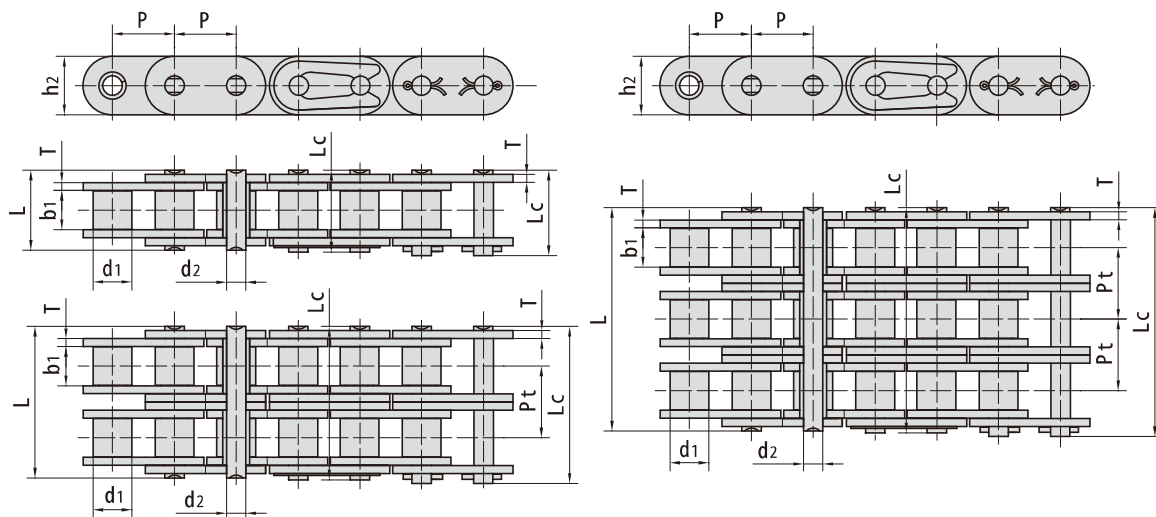
Stainless steel short pitch roller chain with straight side plate



东华链号 Donghua Chain No.	节距 Pitch	滚子直径 Roller diameter	内节内宽 Width between inner plates	销轴直径 Pin diameter	销轴长度 Pin length		内链板高度 Inner plate depth	链板厚度 Plate thickness	排距 Transverse pitch	断破载荷 Breaking load	每米长重 Weight per meter
	P	d1 max	b1 min	d2 max	L max	Lc max	h2 max	t/T max	Pt	Q	q
	mm	mm	mm	mm	mm	mm	mm	mm	mm	kN/bf	kg/m
C08ASS-1	12.700	7.95	7.85	3.96	16.60	17.80	12.00	1.50	-	9.6/2158	0.75
C10ASS-1	15.875	10.16	9.40	5.08	20.70	22.20	15.09	2.03	-	15.2/3417	1.21
C12ASS-1	19.050	11.91	12.57	5.94	25.90	27.70	18.00	2.42	-	21.7/4878	1.79
C16ASS-1	25.400	15.88	15.75	7.92	32.70	36.50	24.00	3.25	-	38.9/8745	3.09
C20ASS-1	31.750	19.05	18.90	9.53	40.40	44.70	30.00	4.00	-	60.0/13489	4.55
C24ASS-1	38.100	22.23	25.22	11.10	50.30	54.30	35.70	4.80	-	75.0/16861	6.86
C28ASS-1	44.450	25.40	25.22	12.70	54.40	59.00	41.00	5.60	-	102.0/22931	8.49
C32ASS-1	50.800	28.58	31.55	14.27	64.80	69.60	47.80	6.40	-	133.8/30079	11.50
C08ASS-2	12.700	7.95	7.85	3.96	31.00	32.20	12.00	1.50	14.38	19.2/4316	1.50
C10ASS-2	15.875	10.16	9.40	5.08	38.90	40.40	15.09	2.03	18.11	30.4/6834	2.40
C12ASS-2	19.050	11.91	12.57	5.94	48.80	50.50	18.00	2.42	22.78	43.4/9757	3.62
C16ASS-2	25.400	15.88	15.75	7.92	62.70	65.80	24.00	3.25	29.29	77.8/17490	6.12
C20ASS-2	31.750	19.05	18.90	9.53	76.40	80.50	30.00	4.00	35.76	120.0/26977	9.10
C24ASS-2	38.100	22.23	25.22	11.10	95.80	99.70	35.70	4.80	45.44	150.0/33721	13.60
C28ASS-2	44.450	25.40	25.22	12.70	103.30	107.90	41.00	5.60	48.87	204.0/45861	16.86
C32ASS-2	50.800	28.58	31.55	14.27	123.30	128.10	47.80	6.40	58.55	267.6/60159	22.90
C08ASS-3	12.700	7.95	7.85	3.96	45.40	46.60	12.00	1.50	14.38	28.8/6474	2.30
C10ASS-3	15.875	10.16	9.40	5.08	57.00	58.50	15.09	2.03	18.11	45.6/10251	3.30
C12ASS-3	19.050	11.91	12.57	5.94	71.50	73.30	18.00	2.42	22.78	65.1/14635	5.40
C16ASS-3	25.400	15.88	15.75	7.92	91.70	95.10	24.00	3.25	29.29	116.7/26235	9.10
C20ASS-3	31.750	19.05	18.90	9.53	112.20	116.30	30.00	4.00	35.76	180.0/40466	13.56
C24ASS-3	38.100	22.23	25.22	11.10	141.40	145.20	35.70	4.80	45.44	225.0/50580	20.43
C28ASS-3	44.450	25.40	25.22	12.70	152.20	156.80	41.00	5.60	48.87	306.0/68789	25.23
C32ASS-3	50.800	28.58	31.55	14.27	181.80	186.60	47.80	6.40	58.55	401.4/90238	34.12

# 不锈钢短节距直链板滚子链

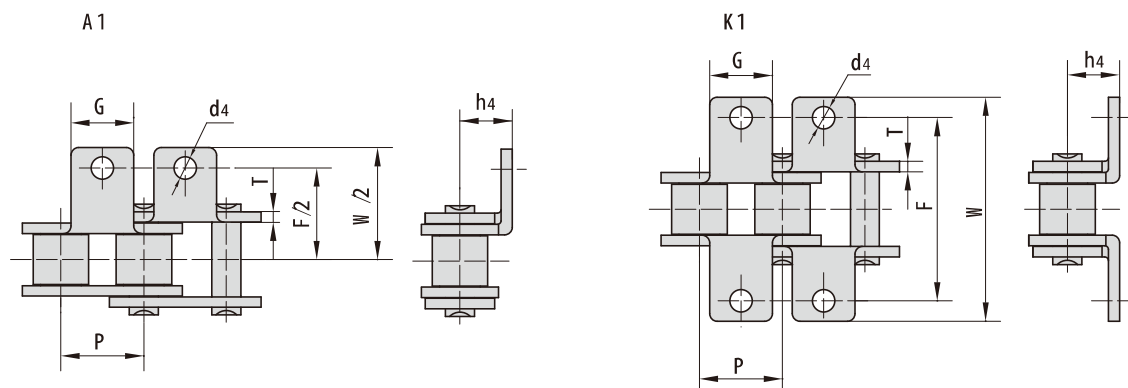
Stainless steel short pitch roller chain with straight side plate



东华链号 Donghua Chain No.	节距 Pitch	滚子直径 Roller diameter	内节内宽 Width between inner plates	销轴直径 Pin diameter	销轴长度 Pin length		内链板高度 Inner plate depth	链板厚度 Plate thickness	排距 Transverse pitch	断破载荷 Breaking load	每米长重 Weight per meter
	P	d1 max	b1 min	d2 max	L max	Lc max	h2 max	t/T max	Pt	Q	q
	mm	mm	mm	mm	mm	mm	mm	mm	mm	kN/bf	kg/m
C08BSS-1	12.700	8.51	7.75	4.45	16.70	18.20	11.80	1.60	-	12.0/2698	0.80
C10BSS-1	15.875	10.16	9.65	5.08	19.50	20.90	14.70	1.70	-	14.5/3260	1.07
C12BSS-1	19.050	12.07	11.68	5.72	22.50	24.20	16.00	1.85	-	18.5/4159	1.32
C16BSS-1	25.400	15.88	17.02	8.28	36.10	39.10	21.00	4.15/3.10	-	40.0/8992	2.92
C20BSS-1	31.750	19.05	19.56	10.19	41.30	45.00	26.40	4.50/3.50	-	59.0/13264	4.41
C24BSS-1	38.100	25.40	25.40	14.63	53.40	57.80	33.20	6.00/4.80	-	104.0/23380	7.47
C28BSS-1	44.450	27.94	30.99	15.90	65.10	69.50	36.70	7.50/6.00	-	120.0/26976	9.90
C32BSS-1	50.800	29.21	30.99	17.81	66.00	71.00	42.00	7.00/6.00	-	150.0/33720	10.45
C08BSS-2	12.700	8.51	7.75	4.45	31.00	32.20	11.80	1.60	13.92	21.0/4721	1.58
C10BSS-2	15.875	10.16	9.65	5.08	36.10	37.50	14.70	1.70	16.59	29.1/16542	2.49
C12BSS-2	19.050	12.07	11.68	5.72	42.00	43.60	16.00	1.85	19.46	37.0/8318	2.62
C16BSS-2	25.400	15.88	17.02	8.28	68.00	71.00	21.00	4.15/3.10	31.88	70.7/15894	5.76
C20BSS-2	31.750	19.05	19.56	10.19	77.80	81.50	26.40	4.50/3.50	36.45	105.6/23740	8.72
C24BSS-2	38.100	25.40	25.40	14.63	101.70	106.20	33.20	6.00/4.80	48.36	182.0/40915	14.98
C28BSS-2	44.450	27.94	30.99	15.90	124.60	129.10	36.70	7.50/6.00	59.56	216.0/48557	19.82
C32BSS-2	50.800	29.21	30.99	17.81	124.60	129.60	42.00	7.00/6.00	58.55	270.0/60696	20.94
C08BSS-3	12.700	8.51	7.75	4.45	45.10	46.10	11.80	1.60	13.92	30.0/6744	2.36
C10BSS-3	15.875	10.16	9.65	5.08	52.70	54.10	14.70	1.70	16.59	43.6/9802	2.92
C12BSS-3	19.050	12.07	11.68	5.72	61.50	63.10	16.00	1.85	19.46	55.5/12477	3.89
C16BSS-3	25.400	15.88	17.02	8.28	99.80	102.90	21.00	4.15/3.10	31.88	106.7/23830	8.62
C20BSS-3	31.750	19.05	19.56	10.19	114.20	117.90	26.40	4.50/3.50	36.45	155.3/34913	13.03
C24BSS-3	38.100	25.40	25.40	14.63	150.10	154.60	33.20	6.00/4.80	48.36	276.3/62115	22.10
C28BSS-3	44.450	27.94	30.99	15.90	184.20	188.70	36.70	7.50/6.00	59.56	318.0/71486	29.64
C32BSS-3	50.800	29.21	30.99	17.81	183.20	188.20	42.00	7.00/6.00	58.55	402.0/90370	31.27

## 不锈钢短节距滚子链附件

Stainless steel short pitch roller chain attachments



东华链号 Donghua Chain No.	P	G	F	W	T	h4	d4
	mm	mm	mm	mm	mm	mm	mm
06C SS	9.525	7.90	19.00	28.60	1.30	6.35	3.40
08A SS	12.700	9.50	25.40	35.20	1.50	7.90	3.40
10A SS	15.875	12.70	31.75	46.20	2.03	10.30	5.50
12A SS	19.050	15.90	38.10	55.60	2.42	11.90	5.50
16A SS	25.400	19.10	50.80	64.80	3.25	15.90	6.80
20A SS	31.750	25.40	63.50	89.80	4.00	19.80	9.20
24A SS	38.100	28.60	76.20	108.50	4.80	23.00	9.80
28A SS	44.450	34.90	88.90	123.00	5.60	28.60	11.40
32A SS	50.800	38.10	101.60	142.80	6.40	31.75	13.10
#06B SS	9.525	8.00	19.04	27.00	1.30	6.50	3.50
08B SS	12.700	9.50	25.40	36.40	1.60	8.90	4.50
10B SS	15.875	14.30	31.75	44.60	1.70	10.31	5.30
12B SS	19.050	16.00	38.10	52.40	1.85	13.46	6.40
16B SS	25.400	19.10	50.80	72.60	3.10	15.88	6.40
20B SS	31.750	35.00	63.50	100.50	3.50	19.80	9.00
24B SS	38.100	30.00	76.20	108.40	4.80	26.67	10.50
28B SS	44.450	35.00	88.90	123.00	6.00	28.58	13.10
32B SS	50.800	38.10	101.60	142.80	6.00	31.75	13.10

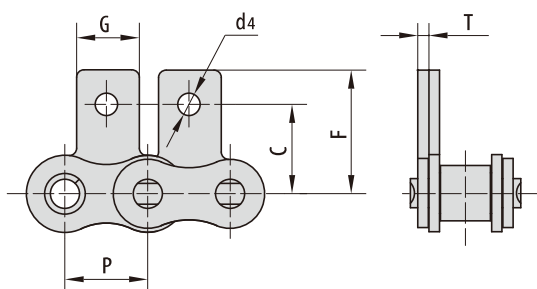
#直链板  
#Straight side plates



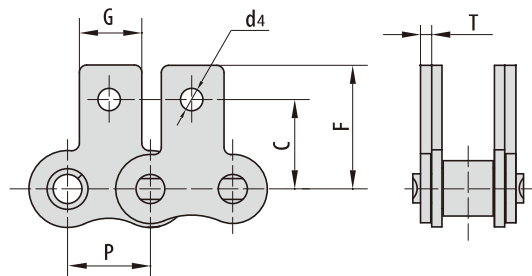
# 不锈钢短节距滚子链附件

## Stainless steel short pitch roller chain attachments

SA1/M 1单侧 (one side)



SK1/M 1双侧 (both sides)



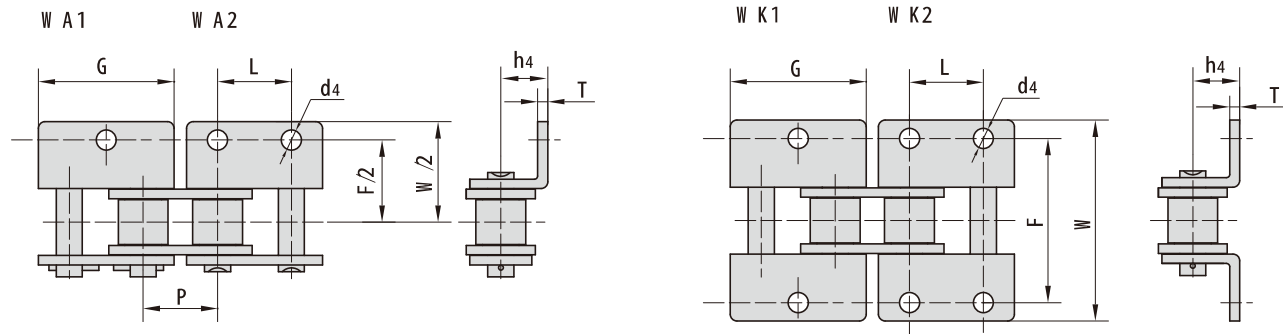
东华链号 Donghua Chain No.	P	G	C	F	T	d4
	mm	mm	mm	mm	mm	mm
06CSS	9.525	7.90	9.50	14.55	1.30	3.40
08ASS	12.700	9.50	12.70	19.05	1.50	3.40
10ASS	15.875	12.70	15.90	25.25	2.03	5.50
12ASS	19.050	15.90	18.30	29.33	2.42	5.50
16ASS	25.400	19.10	24.60	34.70	3.25	6.80
20ASS	31.750	25.40	31.80	43.30	4.00	9.20
24ASS	38.100	28.60	36.50	51.60	4.80	9.80
28ASS	44.450	34.90	44.50	62.00	5.60	11.40
32ASS	50.800	38.10	50.80	69.85	6.40	13.10
#06BSS	9.525	8.00	9.52	13.50	1.30	3.50
08BSS	12.700	9.50	13.35	18.90	1.60	4.50
10BSS	15.875	14.30	16.50	22.95	1.70	5.30
12BSS	19.050	16.00	21.45	28.60	1.85	6.40
16BSS	25.400	19.10	23.15	34.00	3.10	6.40
20BSS	31.750	35.00	30.50	45.70	3.50	9.00
24BSS	38.100	30.00	36.00	61.50	4.80	10.50

#直链板

#Straight side plates

## 不锈钢短节距滚子链附件

### Stainless steel short pitch roller chain attachments



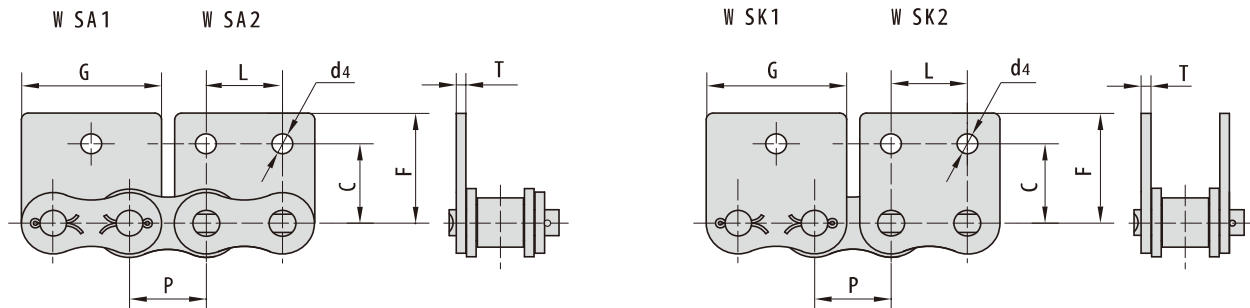
东华链号 Donghua Chain No.	P	G	L	F	W	T	h4	d4
	mm	mm	mm	mm	mm	mm	mm	mm
06C S S	9.525	17.20	9.525	19.00	28.60	1.30	6.35	2.80
08A S S	12.700	23.00	12.700	25.40	35.60	1.50	7.90	3.40
10A S S	15.875	28.80	15.875	31.75	46.80	2.03	10.30	5.50
12A S S	19.050	34.65	19.050	38.10	56.40	2.42	11.90	5.50
16A S S	25.400	45.90	25.400	50.80	73.20	3.25	15.90	6.80
20A S S	31.750	57.65	31.750	63.50	89.80	4.00	19.80	9.20
24A S S	38.100	69.30	38.100	76.20	108.80	4.80	23.00	9.80
28A S S	44.450	80.45	44.450	88.90	123.00	5.60	28.60	11.40
32A S S	50.800	92.00	50.800	101.60	142.80	6.40	31.75	13.10
#06B S S	9.525	17.72	9.525	19.04	27.00	1.30	6.50	3.50
08B S S	12.700	24.00	12.700	25.40	36.40	1.60	8.90	4.30
10B S S	15.875	29.58	15.850	31.80	44.60	1.70	10.31	5.30
12B S S	19.050	34.05	19.050	38.10	52.40	1.85	13.46	6.40
16B S S	25.400	46.40	25.400	50.80	72.60	3.10	15.88	6.40
20B S S	31.750	58.10	31.750	63.00	100.50	3.50	19.80	9.00
24B S S	38.100	71.30	38.100	76.20	108.40	4.80	26.67	10.50
28B S S	44.450	81.10	44.450	88.90	123.00	6.00	28.58	13.10
32B S S	50.800	92.80	50.800	101.60	142.80	6.00	31.75	13.10

#直链板

#Straight side plates

## 不锈钢短节距滚子链附件

### Stainless steel short pitch roller chain attachments

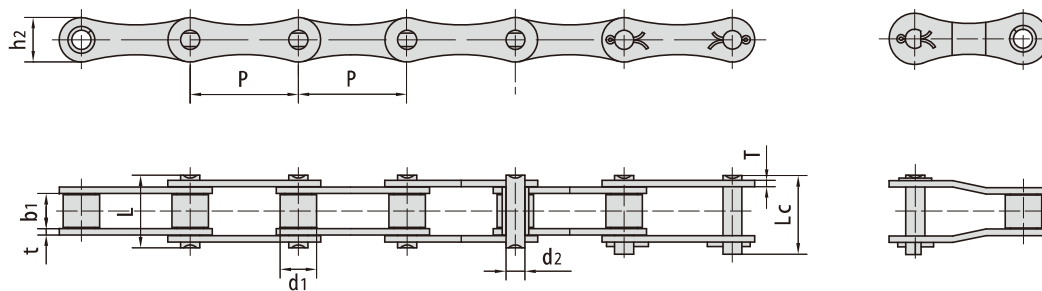


东华链号 Donghua Chain No.	P	G	L	C	F	T	d4
	mm	mm	mm	mm	mm	mm	mm
06C SS	9.525	17.32	9.525	9.50	14.55	1.30	2.80
08A SS	12.700	23.00	12.700	12.70	17.40	1.50	3.40
10A SS	15.875	28.80	15.875	15.90	23.05	2.03	5.50
12A SS	19.050	34.65	19.050	18.30	26.86	2.42	5.50
16A SS	25.400	45.90	25.400	24.60	35.45	3.25	6.80
20A SS	31.750	57.65	31.750	31.80	44.00	4.00	9.20
24A SS	38.100	69.30	38.100	36.50	51.60	4.80	9.80
28A SS	44.450	80.45	44.450	44.50	62.00	5.60	11.40
32A SS	50.800	92.00	50.800	50.80	69.85	6.40	13.10
#06B SS	9.525	17.72	9.525	9.52	13.50	1.30	3.50
08B SS	12.700	23.30	12.700	13.35	18.90	1.60	4.30
10B SS	15.875	29.58	15.875	16.50	22.95	1.70	5.30
12B SS	19.050	34.05	19.050	21.45	28.60	1.85	6.40
16B SS	25.400	46.40	25.400	23.15	34.00	3.10	6.40
20B SS	31.750	58.10	31.750	30.50	45.70	3.50	9.00
24B SS	38.100	71.30	38.100	42.70	61.50	4.80	10.50

#直链板

#Straight side plates

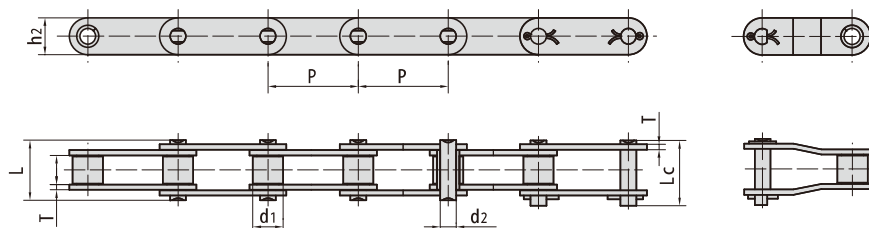
# 不锈钢双节距滚子链 Stainless steel double pitch roller chains



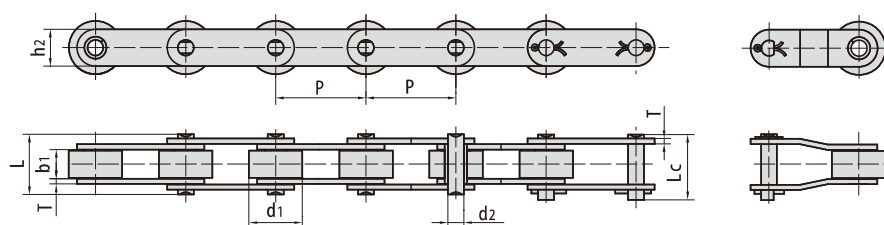
东华链号 Donghua Chain No.	节距 Pitch	滚子直径 Roller diameter	内节内宽 Width between inner plates	销轴直径 Pin diameter	销轴长度 Pin length		内链板高度 Inner plate depth	链板厚度 Plate thickness	破断载荷 Breaking load	每米长重 Weight per meter
	P	d1 max	b1 min	d2 max	L max	Lc max	h2 max	t/T max	Q min	q
	mm	mm	mm	mm	mm	mm	mm	mm	kN/bf	kg/m
208ASS	25.40	7.95	7.85	3.96	16.60	17.80	12.00	1.50	9.6/2158	0.42
208BSS	25.40	8.51	7.75	4.45	16.70	18.20	11.80	1.60	12.0/2698	0.45
210ASS	31.75	10.16	9.40	5.08	20.70	22.20	15.00	2.03	15.2/3417	0.73
210BSS	31.75	10.16	9.65	5.08	19.50	20.90	14.70	1.70	13.3/2990	0.66
212ASS	38.10	11.91	12.57	5.94	25.90	27.70	18.00	2.42	21.7/4878	1.02
212BSS	38.10	12.07	11.68	5.72	22.50	25.20	16.00	1.85	18.5/4159	0.76
216ASS	50.80	15.88	15.75	7.92	32.70	36.50	24.00	3.25	38.9/8745	1.70
216BSS	50.80	15.88	17.02	8.28	36.10	39.10	21.00	4.50/3.10	40.0/8992	1.80
220ASS	63.50	19.05	18.90	9.53	40.40	44.70	30.00	4.00	60.0/13488	2.55
220BSS	63.50	19.05	19.56	10.19	41.30	45.00	26.40	4.50/3.50	57.0/12814	2.62
224ASS	76.20	22.23	25.22	11.10	50.30	54.30	35.70	4.80	76.2/17130	4.06
224BSS	76.20	25.40	25.40	14.63	53.40	57.80	33.20	6.00/4.80	104.0/23379	4.66

## 不锈钢双节距滚子链 Stainless steel double pitch roller chains

小滚子型  
Small roller type



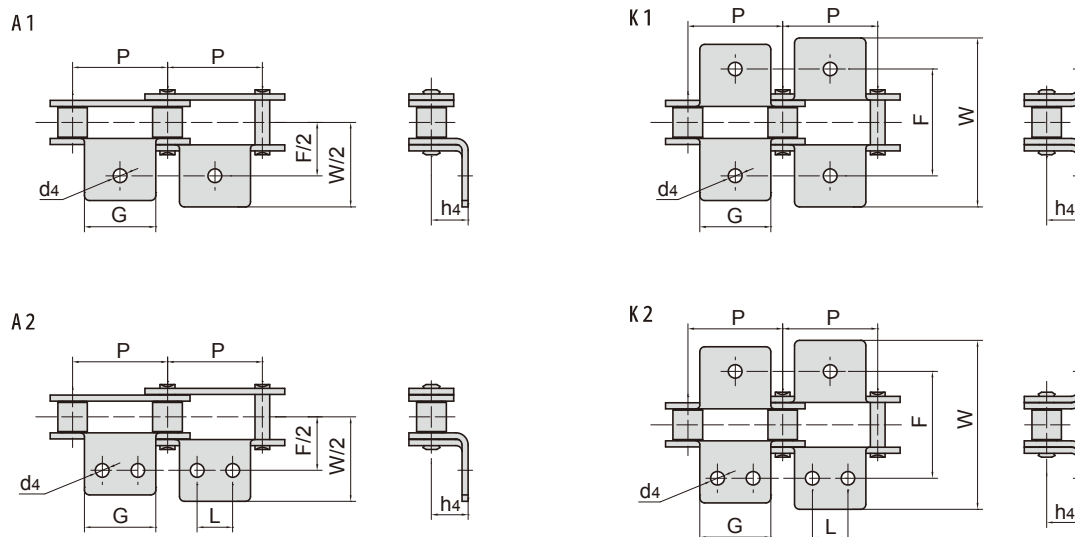
大滚子型  
Large roller type



东华链号 Donghua Chain No.	节距 Pitch	滚子直径 Roller diameter	内节内宽 Width between inner plates	销轴直径 Pin diameter	销轴长度 Pin length		内链板高度 Inner plate depth	链板厚度 Plate thickness	破断载荷 Breaking load	每米长重 Weight per meter
	P	d1	b1	d2	L	Lc	h2	T	Q	q
	mm	mm	mm	mm	mm	mm	mm	mm	kN/bf	kg/m
C 2040SS C 2042SS	25.40	7.95 15.88	7.85	3.96	16.6	17.8	12.0	1.50	9.6/2182	0.51 0.85
C 2040HSS	25.40	7.95	7.85	3.96	18.8	19.9	12.0	2.03	9.6/2182	0.66
C 208BSS C 208BLSS	25.40	8.51 15.88	7.75	4.45	16.7	18.2	11.8	1.60	12.0/2727	0.56 0.90
C 2050SS C 2052SS	31.75	10.16 19.05	9.40	5.08	20.7	22.2	15.0	2.03	15.2/3455	0.79 1.29
C 210BSS	31.75	10.16	9.65	5.08	19.5	20.9	14.7	1.70	13.3/2990	0.75
C 2060SS C 2062SS	38.10	11.91 22.23	12.57	5.94	25.9	27.7	18.0	2.42	21.7/4932	1.13 1.63
C 2060HSS C 2062HSS	38.10	11.91 22.23	12.57	5.94	29.2	31.6	18.0	3.25	21.7/4932	1.46 2.10
C 212BSS	38.10	12.07	11.68	5.72	22.5	25.2	16.0	1.85	18.5/4159	0.89
C 2080SS C 2082SS	50.80	15.88 28.58	15.75	7.92	32.7	36.5	24.0	3.25	38.9/8841	2.11 3.16
C 2080HSS C 2082HSS	50.80	15.88 28.58	15.75	7.92	36.2	39.4	24.0	4.00	38.9/8841	2.57 3.63
C 216BSS	50.80	15.88	17.02	8.28	36.1	39.1	21.0	4.50/3.10	40.0/8992	2.10
C 2100SS C 2102SS	63.50	19.05 39.67	18.90	9.53	40.4	44.7	30.0	4.00	60.0/13636	3.05 4.89
C 2100HSS C 2102HSS	63.50	19.05 39.67	18.90	9.53	43.6	46.9	30.0	4.80	60.0/13636	3.61 5.45
C 220BSS	63.50	19.05	19.56	10.19	41.3	45.0	26.4	4.50/3.50	57.0/12814	2.93

## 不锈钢双节距输送链附件

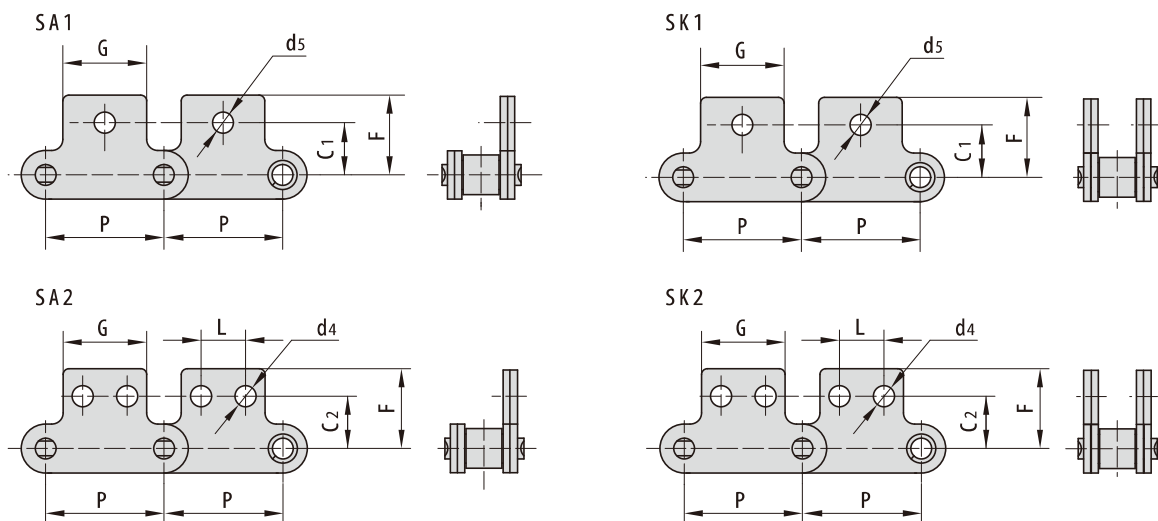
### Stainless steel double pitch conveyor chain attachments



东华链号 Donghua Chain No.	P	G	L	F	W	h <sub>4</sub>	d <sub>4</sub>
	mm	mm	mm	mm	mm	mm	mm
C 2040SS C 2042SS	25.40	19.1	9.5	25.4	39.6	9.10	3.4
C 208BSS C 208BLS	25.40	23.2	12.7	25.4	39.6	9.10	4.5
C 2050SS C 2052SS	31.75	23.8	11.9	31.8	49.0	11.10	5.5
C 2060SS C 2062SS	38.10	28.6	14.3	42.9	67.8	14.70	5.5
C 2060HSS C 2062HSS	38.10	28.6	14.3	42.9	67.8	14.70	5.5
C 2080SS C 2082SS	50.80	38.1	19.1	55.6	87.8	19.10	6.8
C 2080HSS C 2082HSS	50.80	38.1	19.1	55.6	87.8	19.10	6.8
C 2100SS C 2102SS	63.50	47.6	23.8	66.6	107.5	23.40	9.2
C 2100HSS C 2102HSS	63.50	47.6	23.8	66.6	107.5	23.40	9.2

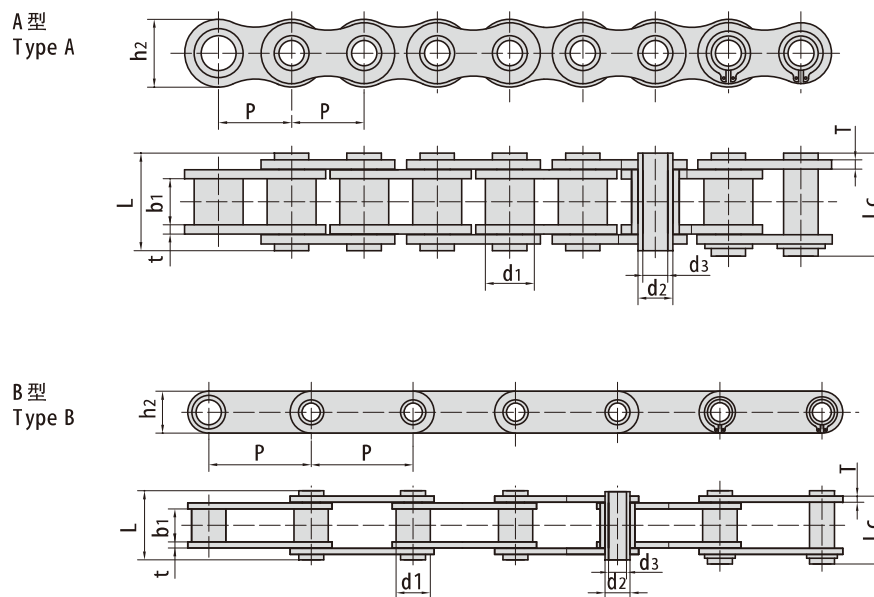
## 不锈钢双节距输送链附件

Stainless steel double pitch conveyor chain attachments



东华链号 Donghua Chain No.	P	G	L	C <sub>1</sub>	C <sub>2</sub>	F	d <sub>4</sub>	d <sub>5</sub>
	mm	mm	mm	mm	mm	mm	mm	mm
C 2040SS C 2042SS	25.400	19.10	9.50	11.10	13.50	20.50	3.40	5.50
C 208BSS C 208BLS	25.400	23.20	12.70	11.10	13.50	20.50	4.50	5.50
C 2050SS C 2052SS	31.750	23.80	11.90	14.30	15.90	25.00	5.50	6.60
C 2060SS C 2062SS	38.100	28.60	14.30	17.50	19.10	32.90	5.50	9.20
C 2060HSS C 2062HSS	38.100	28.60	14.30	17.50	19.10	32.90	5.50	9.20
C 2080SS C 2082SS	50.800	38.10	19.10	22.20	25.40	43.50	6.60	11.00
C 2080HSS C 2082HSS	50.800	38.10	19.10	22.20	25.40	43.50	6.60	11.00
C 2100SS C 2102SS	63.500	47.60	23.80	28.60	31.80	50.40	8.40	13.00
C 2100HSS C 2102HSS	63.500	47.60	23.80	28.60	31.80	50.40	8.40	13.00

# 不锈钢空心销轴链 Stainless steel hollow pin chains

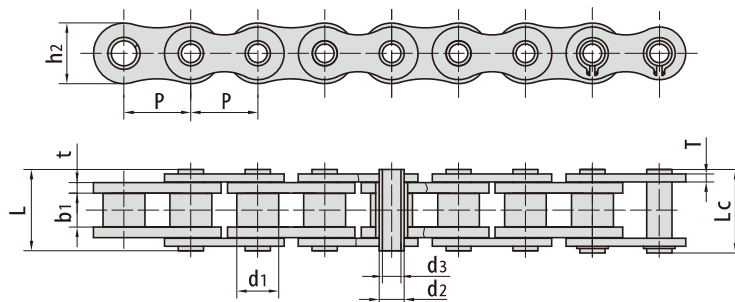


东华链号 Donghua Chain No.	节距 Pitch	套筒直径 Bush diameter	内节内宽 Width between inner plates	销轴直径 Pin diameter		销轴长度 Pin length		内链板高度 Inner plate depth	链板厚度 Plate thickness	破断载荷 Breaking load	每米长重 Weight per meter	型号 Type
	P	d <sub>1</sub> max	b <sub>1</sub> min	d <sub>2</sub> max	d <sub>3</sub> min	L max	L <sub>c</sub> max	h <sub>2</sub> max	t/T max	Q min	q	
	mm	mm	mm	mm	mm	mm	mm	mm	mm	kN/bf	kg/m	
08BHPSS	12.700	8.51	7.75	6.55	4.50	16.40	-	11.80	1.60	7.7/1731	0.56	A
08BHPFSS	12.700	8.51	7.75	6.55	4.50	16.40	17.60	11.80	1.60/1.30	7.8/1753	0.50	A
08BHPF5SS	12.700	8.51	7.75	6.30	4.50	16.80	18.00	12.00	1.60	6.7/1506	0.63	A
C08BHPSS	12.700	8.51	7.75	6.55	4.50	16.40	17.60	11.80	1.60/1.30	7.7/1731	0.62	B
40HPSS	12.700	7.95	7.85	5.63	4.00	16.50	17.60	12.00	1.50	7.7/1731	0.55	A
50HPSS	15.875	10.16	9.40	7.03	5.13	20.70	21.90	15.09	2.03	14.0/3147	0.92	A
10BHPF3SS	15.875	10.16	9.65	7.02	5.13	19.05	20.50	14.70	1.70	7.0/1574	0.87	A
60HPSS	19.050	11.91	12.70	8.31	6.00	25.80	26.80	18.00	2.42	16.8/3777	1.31	A
60HPF6SS	19.050	11.91	12.70	8.31	5.00	25.80	26.80	18.00	2.42	15.0/3409	1.40	A
80HPSS	25.400	15.88	15.75	11.40	8.05	32.50	33.80	24.00	3.25	35.0/7868	2.29	A
C2040HPSS	25.400	7.95	7.85	5.63	4.00	16.50	17.60	12.00	1.50	7.7/1731	0.47	B
HB25.4F10SS	25.400	10.16	9.40	7.22	5.12	20.50	21.80	14.95	2.03	12.0/2698	0.84	B
C2050HPSS	31.750	10.16	9.40	7.22	5.12	20.50	21.80	15.00	2.03	14.3/3215	0.77	B
C2060HPSS	38.100	11.91	12.70	8.31	6.00	25.80	26.80	17.00	2.42	16.8/3777	1.03	B
HP50F10SS	50.000	18.00	12.00	8.30	8.30	39.50	40.60	30.00	3.00	30.0/6744	2.71	B
C2080HPSS	50.800	15.88	15.75	11.40	8.05	32.50	33.80	24.00	3.25	35.0/7868	1.83	B

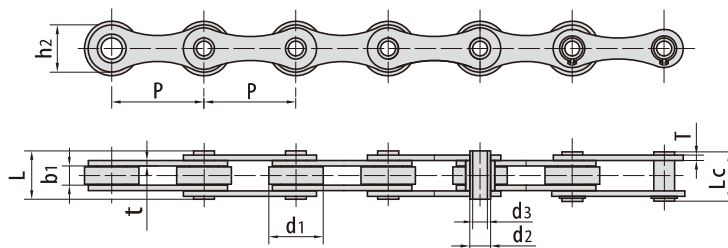


# 不锈钢空心销轴链 Stainless steel hollow pin chains

A 型  
Type A



B 型  
Type B

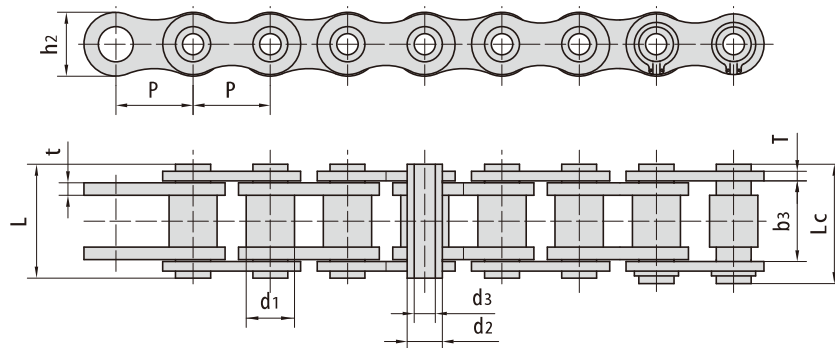


东华链号 Donghua Chain No.	节距 Pitch	滚子直径 Roller diameter	内节内宽 Width between inner plates	销轴直径 Pin diameter		销轴长度 Pin length		内链板高度 Inner plate depth	链板厚度 Plate thickness	破断载荷 Breaking load	每米长重 Weight per meter	型号 Type
	$P$	$d_1$ max	$b_1$ min	$d_2$ max	$d_3$ min	$L$ max	$L_c$ max	$h_2$ max	$t/T$ max	$Q$ min	$q$	
	mm	mm	mm	mm	mm	mm	mm	mm	mm	kN/bf	kg/m	
10BHPSS	15.875	10.16	9.65	5.94	4.04	19.30	20.50	14.70	1.70	11.0/2473	0.87	A
12BHPSS	19.050	12.07	11.68	6.50	4.00	21.60	22.80	15.90	1.85	14.0/3147	1.12	A
16BHBSS	25.400	15.88	17.02	8.28	4.20	35.20	36.50	21.00	4.15/3.10	25.4/5710	2.50	A
16BHBFISS	25.400	15.88	12.70	9.53	7.05	30.80	32.20	23.00	4.15/3.10	25.0/5620	2.30	A
HB25.4F6SS	25.400	16.00	8.00	6.05	4.20	19.20	20.20	12.00	2.03	6.0/1349	0.90	B
HP35SS	35.000	20.00	16.00	13.35	10.20	30.40	31.60	26.30	2.50	16.4/3687	2.13	A
HP41.75F1SS	41.750	17.10	20.20	11.11	8.20	35.70	39.00	21.65	3.10	13.2/2967	1.60	A
HP41.75F3SS	41.750	17.00	20.50	11.00	8.30	36.00	39.50	21.40	3.00	13.2/2967	1.64	A
DH16500HPSS	50.000	30.00	10.50	11.40	8.20	27.40	28.60	26.00	3.10	29.0/6519	2.24	B
HB50F4SS	50.000	30.00	10.00	11.60	8.20	26.60	28.40	25.40	3.00	36.0/8093	1.47	B
HP50F8SS	50.000	25.00	11.20	8.95	6.30	26.00	26.70	20.20	2.50	19.5/4384	1.79	B
HB50.8SS	50.800	30.00	10.50	11.40	8.20	27.40	28.60	26.00	3.10	35.0/7868	2.60	A
HB50.8F13SS	50.800	30.60	13.25	11.40	8.20	30.50	31.70	25.50	3.10	32.0/7194	1.66	B
HB50.8F42SS	50.800	30.00	10.00	11.60	8.00	26.60	30.00	25.40	3.00	50.0/11240	2.00	B
1650HPF3SS	50.800	30.00	10.50	11.20	8.20	27.40	28.60	26.00	3.10	32.0/7194	1.80	B
HB50.8F21SS	50.800	30.00	10.00	11.60	8.20	26.60	28.40	25.40	3.00	36.0/8093	1.46	B
DH16500HPSS	50.800	30.00	10.50	11.40	8.20	27.40	28.60	26.00	3.10	32.0/7194	1.60	B
HB63F6SS	63.000	30.00	10.00	11.70	8.20	26.70	28.10	26.50	3.10	35.0/7868	2.09	B
HB100F7SS	100.000	30.00	10.00	11.50	8.20	26.50	27.70	25.50	3.00	35.0/7868	1.28	B

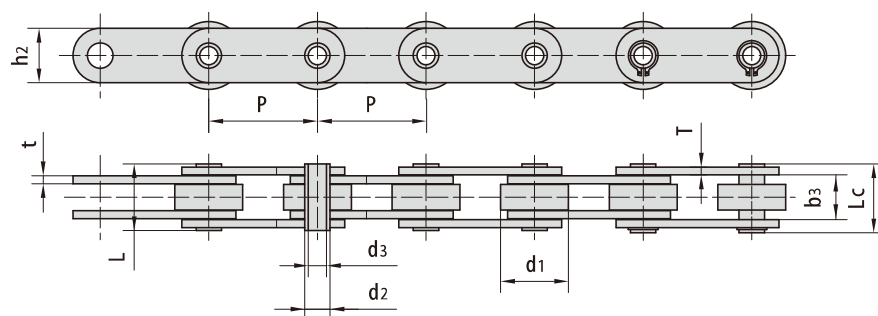
## 不锈钢空心销轴链

### Stainless steel hollow pin chains

A 型  
Type A

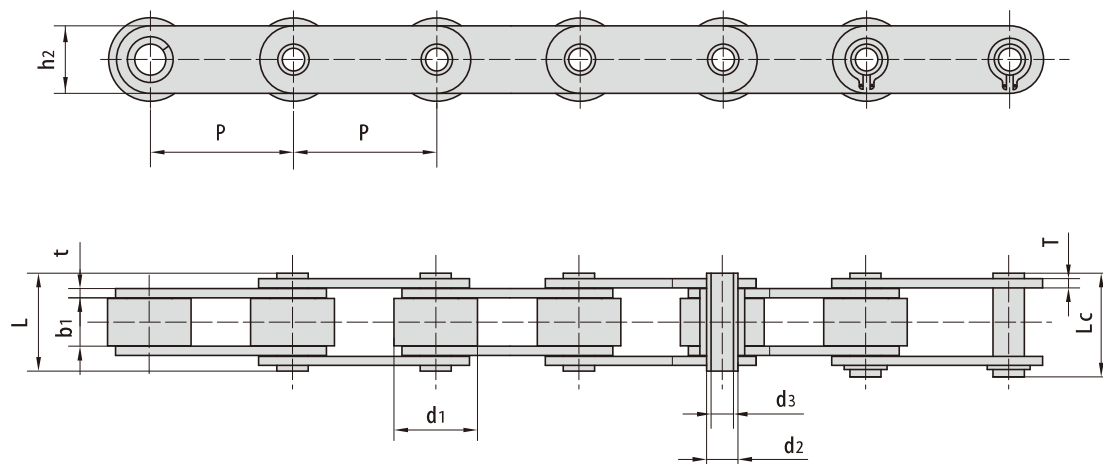


B 型  
Type B



东华链号 Donghua Chain No.	节距 Pitch	滚子直径 Roller diameter	外节内宽 Width between outer plates	销轴直径 Pin diameter		销轴长度 Pin length		内链板高度 Inner plate depth	链板厚度 Plate thickness	破断载荷 Breaking load	每米长重 Weight per meter	型号 Type
	p	d1 max	b1 min	d2 max	d3 min	L max	Lc max	h2 max	t/T max	Q min	q	
	mm	mm	mm	mm	mm	mm	mm	mm	mm	kN/bf	kg/m	
08BHPF2SS	12.700	8.51	13.20	6.65	5.20	18.00	19.20	11.80	1.60	7.0/1591	0.50	A
08BHPF3SS	12.700	8.51	13.40	6.65	4.00	19.00	20.20	11.80	1.70	9.8/2227	0.69	A
10BHPF9SS	15.875	10.16	15.80	7.03	5.10	19.20	20.20	14.00	1.85	11.9/2705	0.87	A
12BHPF1SS	19.050	12.07	15.80	8.03	5.40	22.70	23.90	15.80	1.85	13.0/2955	1.20	A
12BHPF8SS	19.050	12.07	12.70	8.03	5.70	22.40	23.90	15.80	1.85	13.0/2955	1.04	A
60HPPF3SS	19.050	11.91	12.70	8.40	6.10	24.70	26.00	18.00	2.03	12.0/2727	1.54	A
HP20SS	20.000	12.00	28.80	8.40	6.00	38.00	40.00	18.00	3.00	18.0/4091	3.00	A
HB38.1F5SS	38.100	18.00	22.50	14.00	10.20	32.80	34.30	28.00	3.50	40.0/9091	2.80	B

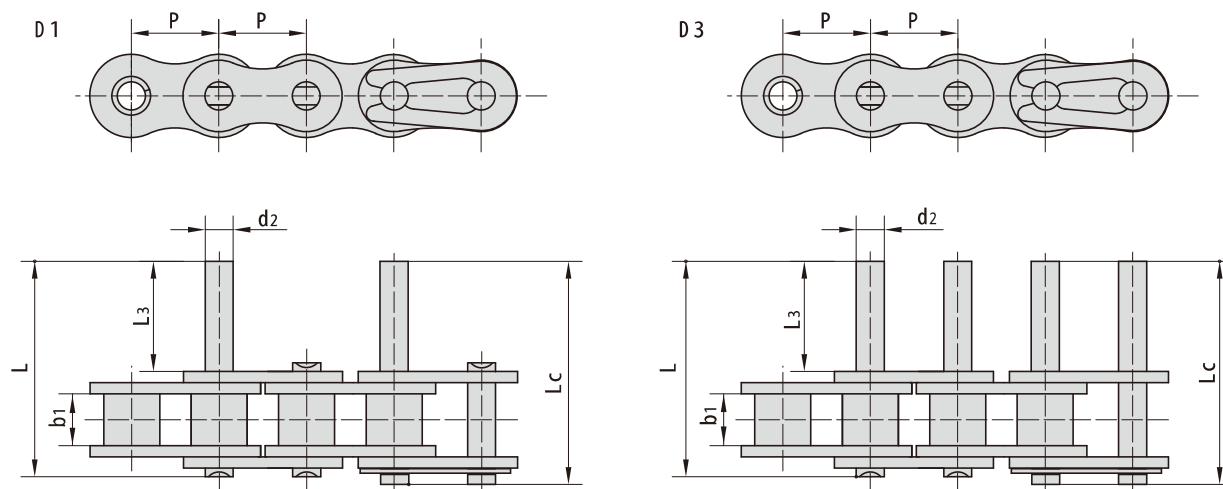
# 不锈钢空心销轴链 Stainless steel hollow pin chains



东华链号 Donghua Chain No.	节距 Pitch	滚子直径 Roller diameter	内节内宽 Width between inner plates	销轴直径 Pin diameter		销轴长度 Pin length		内链板高度 Inner plate depth	链板厚度 Plate thickness	破断载荷 Breaking load	每米长重 Weight per meter
	$P$	$d_1$ max	$b_1$ min	$d_2$ max	$d_3$ min	$L$ max	$L_c$ max	$h_2$ max	$T$ max	$Q$ min	$q$
	mm	mm	mm	mm	mm	mm	mm	mm	mm	kN/bf	kg/m
C 2042HPSS	25.400	15.88	7.85	5.63	4.00	16.50	17.60	12.00	1.50	7.7/1731	0.79
C 2052HPSS	31.750	19.05	9.53	7.22	5.12	20.50	21.80	15.00	2.03	14.3/3215	1.27
C 2062HPSS	38.100	22.23	12.70	8.31	6.00	25.80	26.80	17.00	2.42	16.8/3777	1.74
C 2082HPSS	50.800	28.58	15.75	11.40	8.05	32.40	33.80	24.00	3.25	35.0/7868	2.86
C 2042H-HPSS	25.400	15.88	7.85	5.63	4.00	18.80	19.90	12.00	2.03	7.7/1731	0.96
C 2052H-HPSS	31.750	19.05	9.53	7.22	5.12	22.10	23.40	15.00	2.42	14.3/3215	1.46
C 2062H-HPSS	38.100	22.23	12.70	8.31	6.00	29.20	30.20	17.00	3.25	16.8/3777	2.02
C 2082H-HPSS	50.800	28.58	15.75	11.40	8.05	36.20	37.60	24.00	4.00	35.0/7868	3.30
HB 25.4F2SS	25.400	15.89	17.26	9.00	6.35	31.30	32.50	20.00	2.50	24.0/5395	1.99
HB 30SS	30.000	20.00	14.70	9.00	6.30	29.00	31.00	20.00	2.50	18.0/4046	2.23
HB 45SS	45.000	28.00	17.75	10.00	6.00	34.50	36.60	25.40	3.00	35.0/7868	3.60
HB 50F3SS	50.000	25.00	11.50	9.00	6.00	25.00	26.50	20.00	2.50	21.0/4721	1.24
HB 50F5SS	50.000	28.00	17.75	10.00	6.00	34.50	36.60	25.00	3.00	35.0/7868	3.43
HB 50F6SS	50.000	20.00	17.75	10.00	6.00	34.50	36.60	25.00	3.00	35.0/7868	2.51
C 10HBSS	15.875	10.16	9.65	5.94	4.04	19.30	20.50	14.70	1.70	10.0/2248	0.99
C 60HBF4SS	19.080	11.91	12.70	7.00	4.00	25.50	36.60	18.00	2.42	15.0/3372	1.70
M C 35SS-P-50	50.000	31.00	14.80	14.00	10.20	31.00	33.00	25.00	3.00	21.0/4721	2.90
DH 4203HPSS	76.200	31.75	15.00	14.00	10.10	25.00	39.00	26.00	3.80	29.4/6609	3.05

# 不锈钢短节距加长销输送链

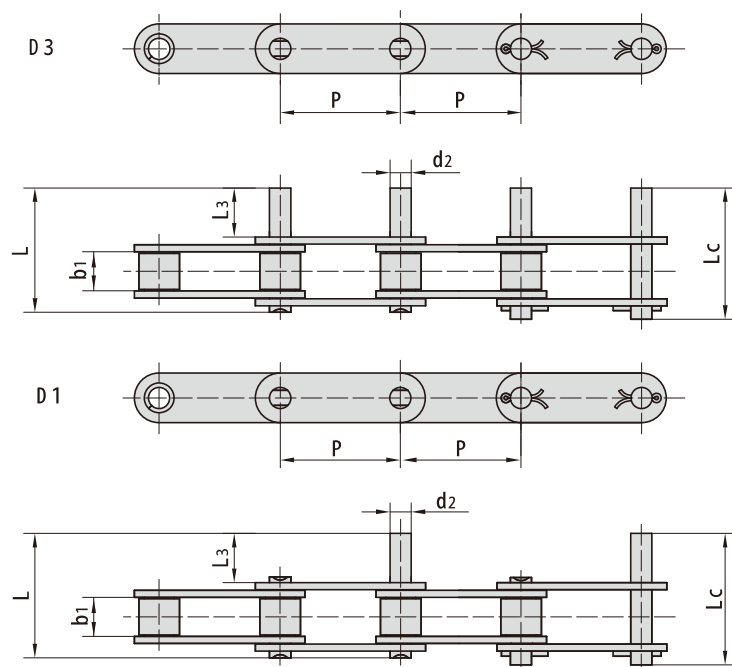
Stainless steel short pitch conveyor chains with extended pins



东华链号 Donghua Chain No.	P	b <sub>1</sub>	d <sub>2</sub>	L <sub>3</sub>	L	L <sub>c</sub>
	mm	mm	mm	mm	mm	mm
06C SS	9.525	4.77	3.58	9.5	20.8	21.6
08A SS	12.700	7.85	3.96	9.5	25.1	26.2
10A SS	15.875	9.40	5.08	11.9	31.3	33.1
12A SS	19.050	12.57	5.94	14.3	38.6	40.6
16A SS	25.400	15.75	7.92	19.1	50.3	53.3
20A SS	31.750	18.90	9.53	23.8	61.8	66.1
24A SS	38.100	25.22	11.10	28.6	76.4	80.4
28A SS	44.450	25.22	12.70	33.3	84.8	89.4
32A SS	50.800	31.55	14.27	38.1	99.6	104.4
08B SS	12.700	7.75	4.45	9.5	25.1	26.6
10B SS	15.875	9.65	5.08	11.9	30.1	31.5
12B SS	19.050	11.68	5.72	14.3	35.4	37.1
16B SS	25.400	17.02	8.28	19.1	53.0	54.3
20B SS	31.750	19.56	10.19	41.0	79.9	83.6
24B SS	38.100	25.40	14.63	50.7	101.4	105.8
28B SS	44.450	30.99	15.90	61.9	124.0	128.4
32B SS	50.800	30.99	17.81	64.8	126.8	131.8

## 不锈钢双节距加长销输送链

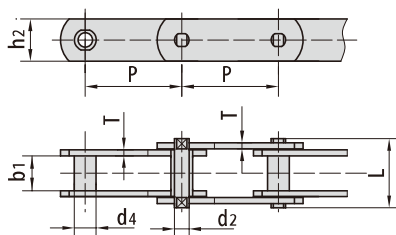
Stainless steel double pitch conveyor chains with extended pins



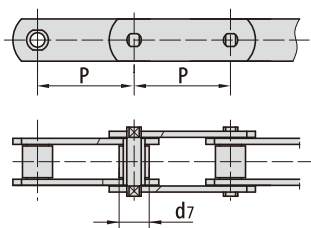
东华链号 Donghua Chain No.	P	b <sub>1</sub>	d <sub>2</sub>	L <sub>3</sub>	L	L <sub>c</sub>
	mm	mm	mm	mm	mm	mm
C 2040SS C 2042SS	25.40	7.85	3.96	9.5	25.1	26.2
C 2050SS C 2052SS	31.75	9.40	5.08	11.9	31.3	33.1
C 2060SS C 2062SS	38.10	12.57	5.94	14.3	38.6	40.6
C 2060HSS C 2062HSS	38.10	12.57	5.94	14.3	42.0	43.8
C 2080SS C 2082SS	50.80	15.75	7.92	19.1	50.3	53.3
C 2080HSS C 2082HSS	50.80	15.75	7.92	19.1	53.5	55.0
C 2100SS C 2102SS	63.50	18.90	9.53	23.8	61.8	66.1
C 2100HSS C 2102HSS	63.50	18.90	9.53	23.8	65.0	68.3
C 2120HSS C 2122HSS	76.20	25.22	11.10	28.6	79.6	83.6
C 2160HSS C 2162HSS	101.60	31.75	14.27	38.1	103.0	107.8

# 不锈钢输送链 (M系列) Stainless steel conveyor chains (M series)

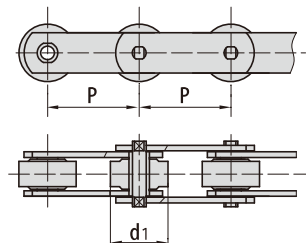
1.无滚子  
1. without rollers



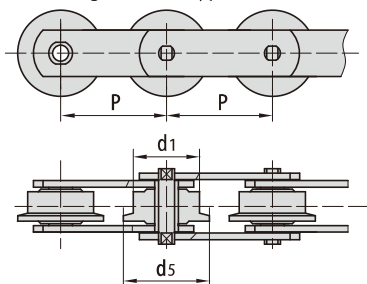
2.带S型小滚子  
2. with S small rollers type



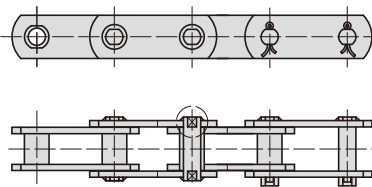
3.带P型大滚子  
3. with P large rollers type



4.带F型带边滚子  
4. with F flanged rollers type



5.销轴铆头后采用焊接加固  
5. Welded pins with plates

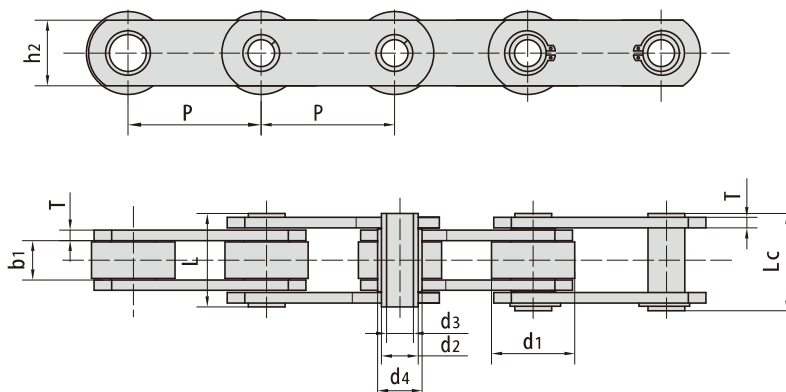


东华链号 Donghua Chain No.	节距 Pitch							滚子直径 Roller diameter			套筒直径 Bush diameter
	P							d1	d7	d5	d4
	mm							max mm	max mm	max mm	max mm
M 20SS	40.0	50.0	63.0	80.0	100.0	125.0	160.0	25.00	12.50	30.00	9.00
M 28SS	50.0	63.0	80.0	100.0	125.0	160.0		30.00	15.00	36.00	10.00
M 40SS	63.0	80.0	100.0	125.0	160.0	-	-	36.00	18.00	42.00	12.50
M 56SS	63.0	80.0	100.0	125.0	160.0	-	-	42.00	21.00	50.00	15.00
M 80SS	80.0	100.0	125.0	160.0	-	-	-	50.00	25.00	60.00	18.00
M 112SS	80.0	100.0	125.0	160.0	-	-	-	60.00	30.00	70.00	21.00
M 160SS	100.0	125.0	160.0	-	-	-	-	70.00	36.00	85.00	25.00

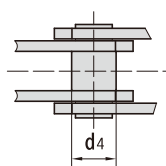
东华链号 Donghua Chain No.	内节内宽 Width between inner plates	销轴直径 Pin diameter	销轴长度 Pin length	链板高度 Plate depth	链板厚度 Plate thickness	抗拉强度 Tensile strength
	b1	d2	L	h2	t/T	Q <sub>t</sub>
	mm	max mm	max mm	max mm	max mm	min kN/bf
M 20SS	16.00	6.00	35.00	18.00	2.50	20.0/4545
M 28SS	18.00	7.00	40.00	20.00	3.00	28.0/6364
M 40SS	20.00	8.50	45.00	25.00	3.50	40.0/9091
M 56SS	24.00	10.00	52.00	30.00	4.00	56.0/12727
M 80SS	28.00	12.00	62.00	35.00	5.00	80.0/18182
M 112SS	32.00	15.00	73.00	40.00	6.00	112.0/25454
M 160SS	37.00	18.00	85.00	50.00	7.00	160.0/36364

# 不锈钢空心销轴输送链（MC系列）

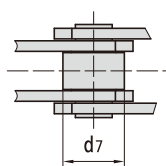
Stainless steel hollow pin conveyor chains ( MC series )



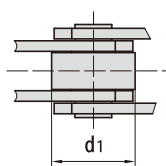
无滚子  
without rollers



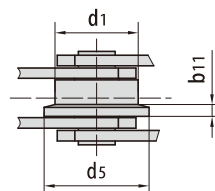
带S型小滚子  
with S small rollers type



带P型大滚子  
with P large rollers type



带F型带肩滚子  
with F flanged rollers type

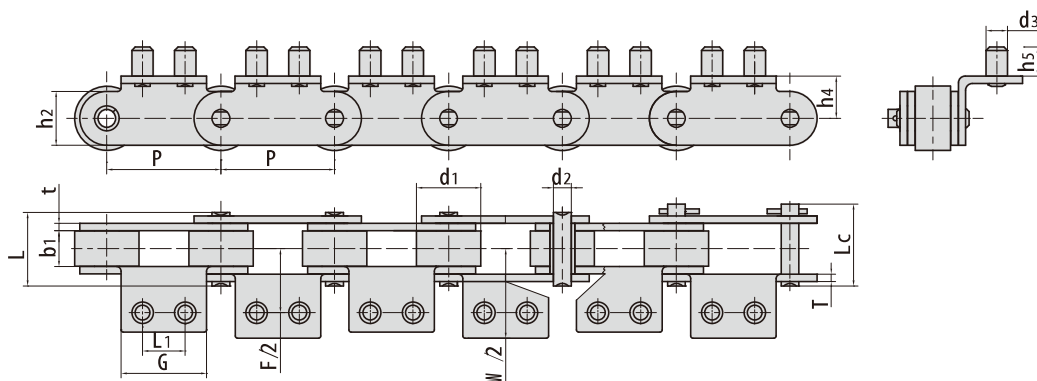


东华链号 Donghua Chain No.	节距 Pitch					滚子尺寸 Roller dimension				套筒直径 Bush diameter	链板高度 Plate depth
	P					d1 max	d7 max	d5 max	b11	d4 max	h2 max
	mm					mm	mm	mm	mm	mm	mm
MC28SS	63.0	80.0	100.0	125.0	160.0	36.0	25.0	45.0	4.5	17.5	2.5
MC56SS	80.0	100.0	125.0	160.0	200.0	50.0	30.0	60.0	5.0	21.0	35.0
MC112SS	100.0	125.0	160.0	200.0	-	70.0	42.0	85.0	7.0	29.0	50.0
MC224SS	160.0	200.0	-	-	-	100.0	60.0	120.0	10.0	41.0	70.0

东华链号 Donghua Chain No.	内节内宽 Width between inner plates	销轴直径 Pin diameter		销轴长度 Pin length		链板厚度 Plate thickness	抗拉强度 Tensile strength
	b1 min	d2 max	d3 min	L max	Lc max	t/T max	Q min
	mm	mm	mm	mm	mm	mm	kN/bf
MC28SS	20.0	13.0	8.2	36.0	38.5	3.5	28.0/6364
MC56SS	24.0	15.5	10.2	45.0	47.5	4.0	56.0/12727
MC112SS	32.0	22.0	14.3	62.5	64.3	6.0	112.0/25454
MC224SS	43.0	31.0	20.3	83.0	85.5	8.0	224.0/50909

## 冷饮加工输送链

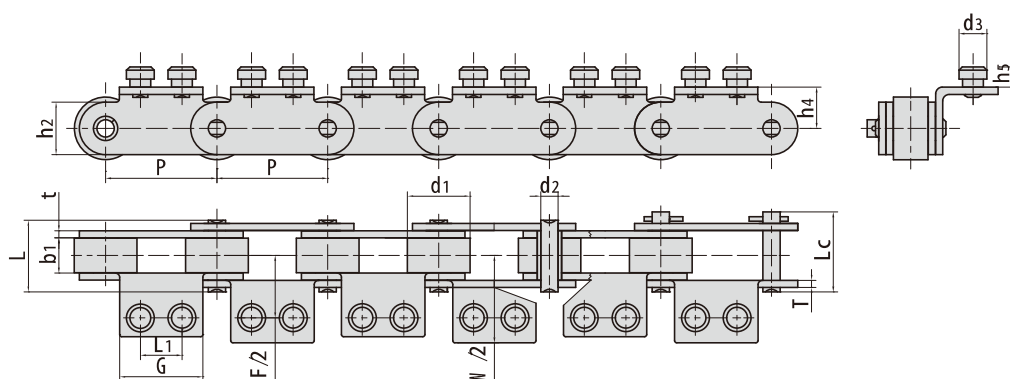
Conveyor chains for cold drink production



东华链号 Donghua Chain No.	节距 Pitch	滚子直径 Roller diameter	内节内宽 Width between inner plates	销轴直径 Pin diameter	销轴长度 Pin length		内链板高度 Inner plate depth	链板厚度 Plate thickness	抗拉强度 Tensile strength	每米长重 Weight per meter
	P	d1 max	b1 min	d2 max	L max	Lc max	h2 max	t/T max	Q min	q
	mm	mm	mm	mm	mm	mm	mm	mm	kN/bf	kg/m
C 2082SSA2F3	50.80	28.58	15.75	7.92	32.70	36.5	22.60	3.25	39/8767	2.8

东华链号 Donghua Chain No.	G	L1	F	W	h4	h5	d3
	mm	mm	mm	mm	mm	mm	mm
C 2082SSA2F3	38.10	19.05	57.16	78.00	18.50	12.70	9.53



东华链号 Donghua Chain No.	节距 Pitch	滚子直径 Roller diameter	内节内宽 Width between inner plates	销轴直径 Pin diameter	销轴长度 Pin length		内链板高度 Inner plate depth	链板厚度 Plate thickness	抗拉强度 Tensile strength	每米长重 Weight per meter
	P	d1 max	b1 min	d2 max	L max	Lc max	h2 max	t/T max	Q min	q
	mm	mm	mm	mm	mm	mm	mm	mm	kN/bf	kg/m
C 2082SSA2F4	50.80	28.58	15.75	7.92	32.70	36.5	22.60	3.25	39/8767	2.8

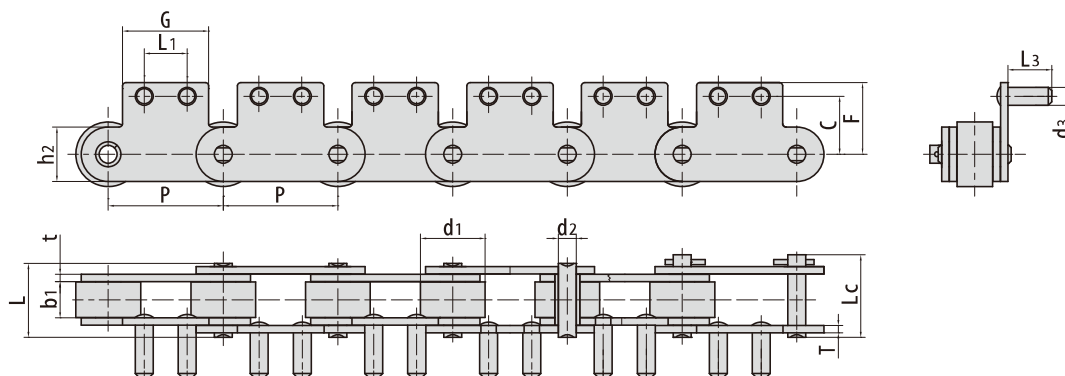
  

东华链号 Donghua Chain No.	G	L1	F	W	h4	h5	d3
	mm	mm	mm	mm	mm	mm	mm
C 2082SSA2F4	38.10	19.05	57.16	78.00	18.70	8.50	12.70



# 冷饮加工输送链

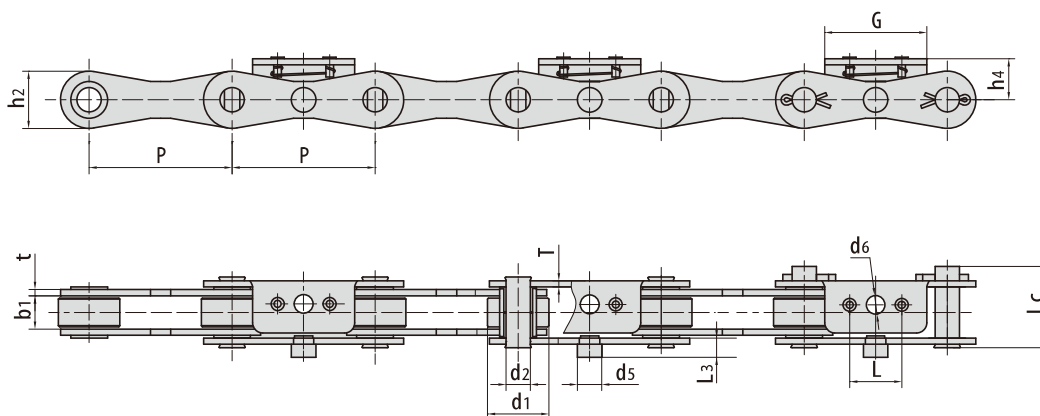
Conveyor chains for cold drink production



东华链号 Donghua Chain No.	节距 Pitch	滚子直径 Roller diameter	内节内宽 Width between inner plates	销轴直径 Pin diameter	销轴长度 Pin length		内链板高度 Inner plate depth	链板厚度 Plate thickness	抗拉强度 Tensile strength	每米长重 Weight per meter
	P	d1 max	b1 min	d2 max	L max	Lc max	h2 max	t/T max	Q min	q
	mm	mm	mm	mm	mm	mm	mm	mm	kN/bf	kg/m
C 2082SSA2F1	50.80	28.58	15.75	7.92	32.70	36.5	22.60	3.25	39/8767	2.66

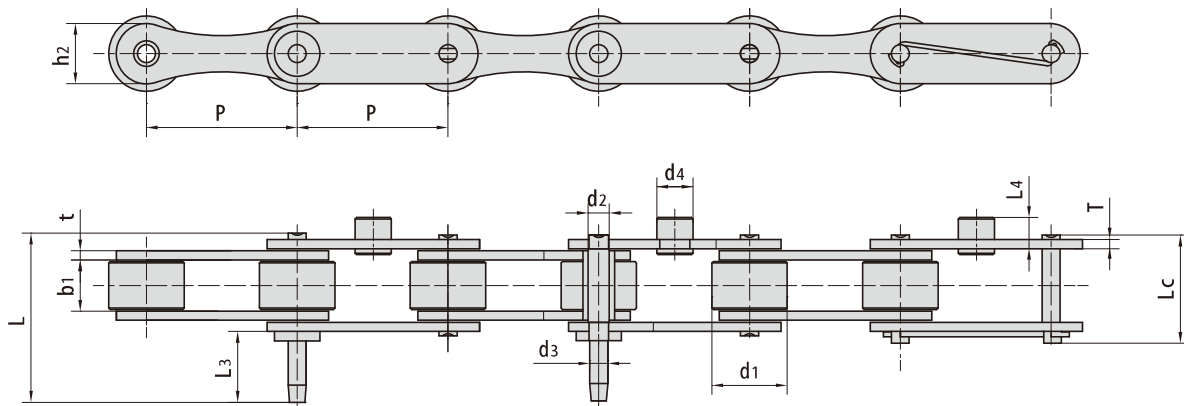
东华链号 Donghua Chain No.	P	G	L1	C	F	L3	d3
	mm	mm	mm	mm	mm	mm	mm
C 2082SSA2F1	50.80	38.10	19.05	25.40	31.80	19.20	7.92



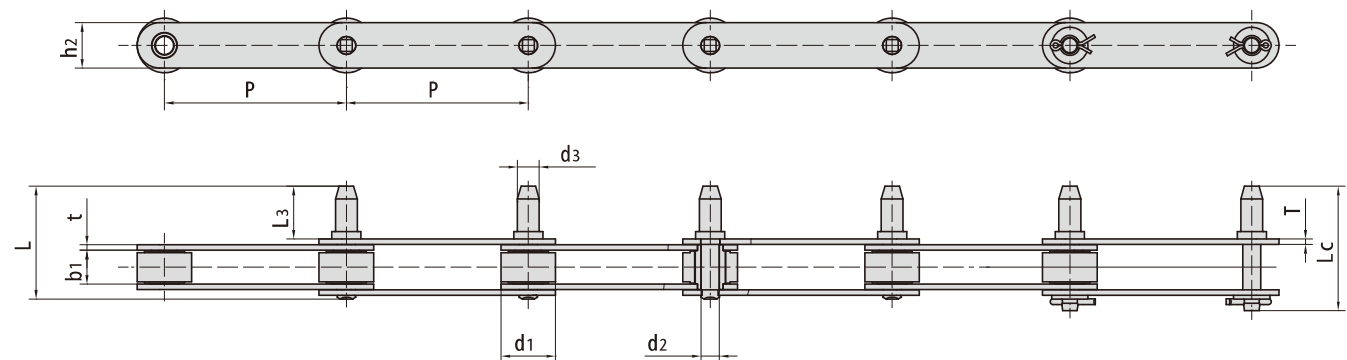
东华链号 Donghua Chain No.	节距 Pitch	滚子直径 Roller diameter	内节内宽 Width between inner plates	销轴直径 Pin diameter	销轴长度 Pin length	链板尺寸 Plate dimension		附件尺寸 Attachment dimension							抗拉强度 Tensile strength
	P	d1 max	b1 min	d2 max	Lc max	h2 max	t/T max	h4	d5	d6	G	L	L3	Q min	
	mm	mm	mm	mm	mm	mm	mm	mm	mm	mm	mm	mm	mm	kN/bf	
P70F2SS	70.00	30.00	15.75	11.98	39.9	28.0	3.1	20.0	12.0	9.2	50.0	25.5	7.0	22.5/5058	

## 冷饮加工输送链

Conveyor chains for cold drink production



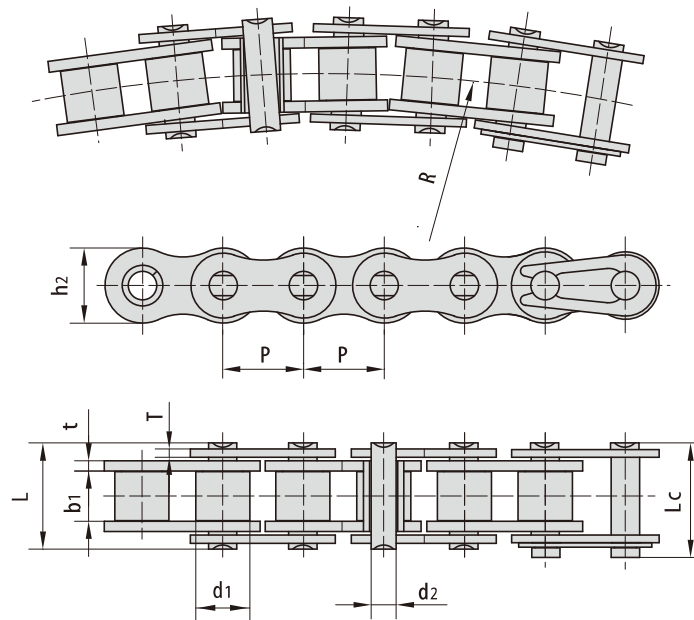
东华链号 Donghua Chain No.	节距 Pitch	滚子直径 Roller diameter	内节内宽 Width between inner plates	销轴直径 Pin diameter	销轴长度 Pin length			链板尺寸 Plate dimension		附件尺寸 Attachment dimension			抗拉强度 Tensile strength
	P	d1 max	b1 min	d2 max	L max	Lc max	L3	h2 max	t/T max	d3	d4	L4 max	Q min
	mm	mm	mm	mm	mm	mm	mm	mm	mm	mm	mm	mm	kN/bf
P 50F10SS	50.00	25.00	18.00	7.00	56.2	35.7	25.5	20.0	3.0	6.00	12.0	10.0	25.0/5620



东华链号 Donghua Chain No.	节距 Pitch	滚子直径 Roller diameter	内节内宽 Width between inner plates	销轴直径 Pin diameter		销轴长度 Pin length			内链板高度 Inner plate depth	链板厚度 Plate thickness	抗拉强度 Tensile strength	每米长重 Weight per meter
	P	d1 max	b1 min	d2 max	d3 max	L max	Lc max	L3	h2 max	t/T max	Q min	q
	mm	mm	mm	mm	mm	mm	mm	mm	mm	mm	kN/bf	kg/m
P 100F135SS-D3	100.00	30.00	18.20	10.00	12.00	61.6	68.0	29.0	25.0	3.0	30/6744	2.8

## 不锈钢侧弯链

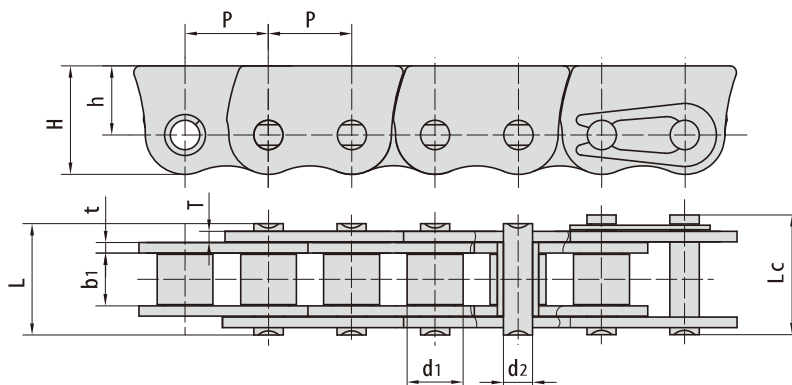
### Stainless steel side bow roller chains



东华链号 Donghua Chain No.	节距 Pitch	滚子直径 Roller diameter	内节内宽 Width between inner plates	销轴直径 Pin diameter	销轴长度 Pin length		内链板高度 Inner plate depth	链板厚度 Plate thickness	侧弯半径 Side bow radius	抗拉强度 Tensile strength	每米长重 Weight per meter
	P	d <sub>1</sub> max	b <sub>1</sub> min	d <sub>2</sub> max	L max	L <sub>c</sub> max	h <sub>2</sub> max	t/T max	R	Q min	q
	mm	mm	mm	mm	mm	mm	mm	mm	mm	kN/bf	kg/m
40SBSS	12.700	7.95	7.85	3.96	16.9	18.1	11.7	1.50	350	7/1574	0.63
43SBSS	12.700	7.95	7.85	3.45	18.5	-	11.7	1.50	305	7/1574	0.65
50SSSB	15.875	10.16	9.40	4.37	20.7	22.7	15.1	2.03	400	12.4/2788	1.10
16BSBSS	25.400	15.88	17.22	7.90	36.5	39.7	21.0	3.70/3.00	500	12.5/2810	2.53

## 不锈钢推窗防弯链

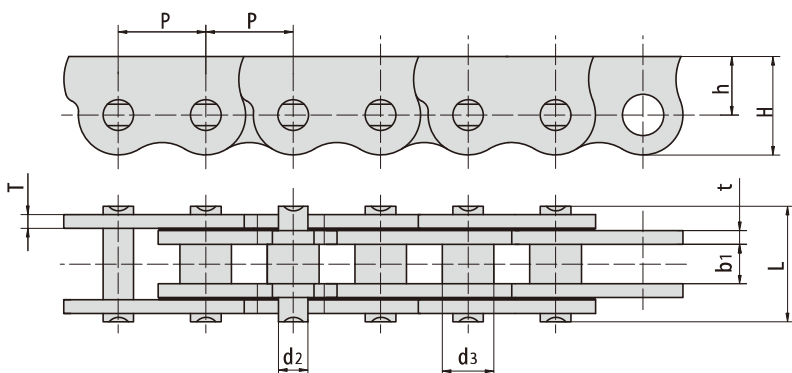
Stainless steel Anti-sidebow chains for pushing window



东华链号 Donghua Chain No.	节距 Pitch	滚子直径 Roller diameter	内节内宽 Width between innerplates	销轴直径 Pin diameter	销轴长度 Pin length	链板尺寸 Plate dimension			抗拉强度 Tensile strength	每米长重 Weight per meter
	P	d1 max	b1 min	d2 max	L max	H max	h	t/T max	Q min	q
	mm	mm	mm	mm	mm	mm	mm	mm	kN/bf	kg/m
06BF33SS	9.525	6.35	5.72	3.28	13.15	12.38	7.88	1.30	6.2/1394	0.63
06BF40SS	9.525	6.35	5.72	3.28	13.15	12.38	7.88	1.30	6.2/1394	0.63
*06CF49SS	9.525	5.08	4.77	3.58	14.80	13.20	8.80	2.03	8.0/1799	0.89
*06CF51SS	9.525	5.08	4.77	3.58	12.80	13.20	8.80	2.03/1.00	7.0/1574	0.69
08BSF20	12.700	8.51	7.75	4.45	16.70	16.50	10.50	1.60	12.0/2698	1.06
08BF66SS	12.700	8.51	7.75	4.45	18.80	14.30	8.50	2.03	12.0/2698	1.07
08BSF74	12.700	8.51	7.75	4.45	18.80	15.50	9.70	2.03/1.85	13.0/2922	1.19

\*套筒链：表中滚子直径d1为套筒直径

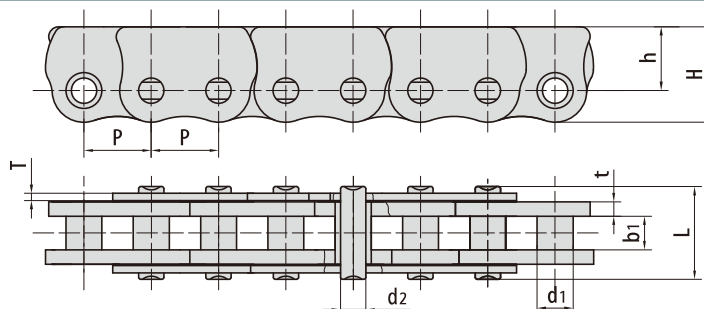
\*Bush chain: d1 in the table indicates the external diameter of the bush.



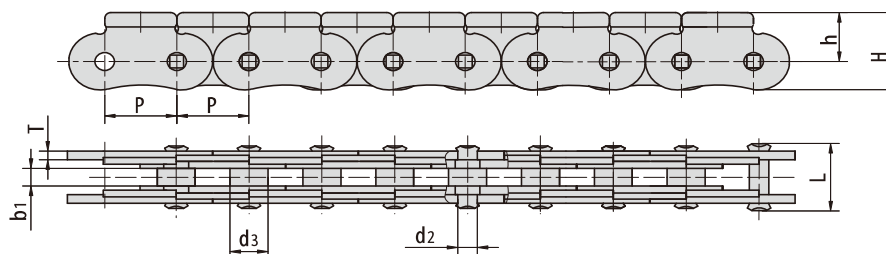
东华链号 Donghua Chain No.	节距 Pitch	内节内宽 Width between innerplates	销轴直径 Pin diameter		销轴长度 Pin length	链板尺寸 Plate dimension			抗拉强度 Tensile strength
	P	b1 min	d2 max	d4 max	L max	H max	h	t/T max	Q min
	mm	mm	mm	mm	mm	mm	mm	mm	kN
06CF31SS	9.525	4.50	3.58	5.08	11.50	12.40	7.90	1.30	5.2/1169
P12.7F3SS	12.700	5.50	4.45	7.50	15.60	14.30	8.90	2.03	12.0/2698

# 不锈钢推窗防弯链

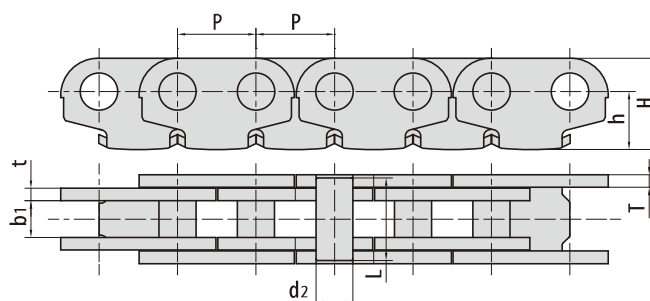
Stainless steel Anti-sidebow chains for pushing window



东华链号 Donghua Chain No.	节距 Pitch	套筒直径 Bush diameter	内节内宽 Width between inner plates	销轴直径 Pin diameter	销轴长度 Pin length	链板尺寸 Plate dimension			抗拉强度 Tensile strength
	P	d1 max	b1 min	d2 max	L max	H max	h	t/T max	Q min
	mm	mm	mm	mm	mm	mm	mm	mm	kN
06CF51SS	9.525	5.08	4.77	3.58	12.80	13.20	8.80	1.00/2.03	7.0/1574

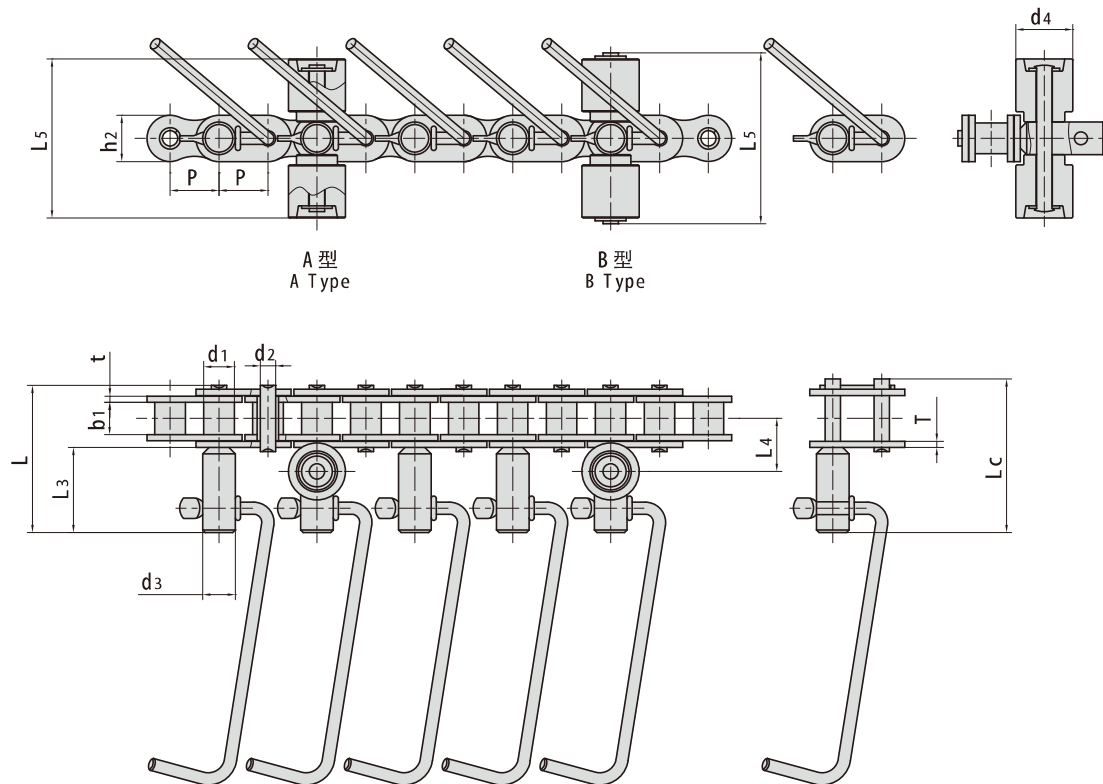


东华链号 Donghua Chain No.	节距 Pitch	内节内宽 Width between inner plates	销轴直径 Pin diameter		销轴长度 Pin length	链板尺寸 Plate dimension			抗拉强度 Tensile strength
	P	b1 min	d2 max	d3 max	L max	H max	h	T max	Q min
	mm	mm	mm	mm	mm	mm	mm	mm	kN
P11.5SS	11.500	3.00	3.00	6.00	108.0	13.50	8.50	1.50	5.5/1236



东华链号 Donghua Chain No.	节距 Pitch	内节内宽 Width between inner plates	销轴直径 Pin diameter	销轴长度 Pin length	链板尺寸 Plate dimension			抗拉强度 Tensile strength	每米长重 Weight per metre
	P	b1 min	d2 max	L max	H max	h	t/T	Q min	q
	mm	mm	mm	mm	mm	mm	mm	kN	kN/m
P12.7F14SBSS	12.70	5.94	6.00	13.40	14.76	9.38	2.03	10.0/2248	0.89

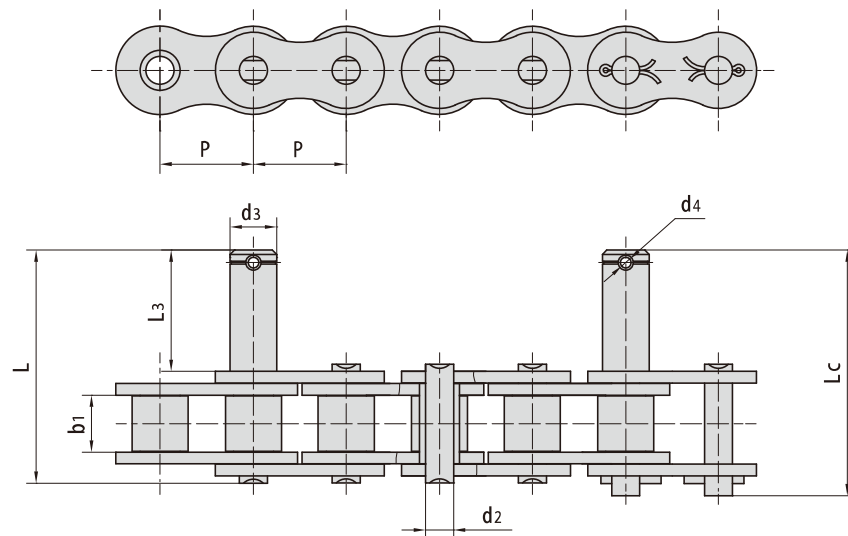
## 香肠生产线输送链 Conveyor chains for sausage production



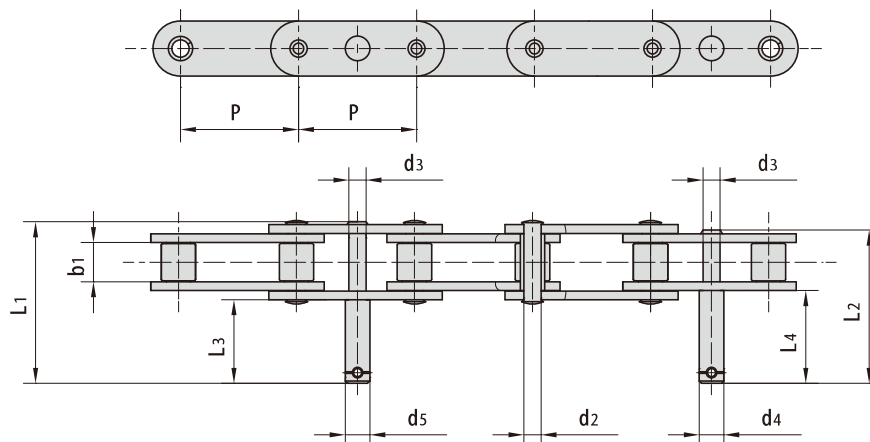
东华链号 Donghua Chain No.	节距 Pitch	滚子直径 Roller diameter	内节内宽 Width between inner plates	销轴直径 Pin diameter	销轴长度 Pin length		链板尺寸 Plate dimension		附件尺寸 Attachment dimension					抗拉强度 Tensile strength	类型 Type
	P	d1 max	b1 min	d2 max	L max	Lc max	h2 max	t/T max	d3	d4	L3	L4	L5	Q min	
	mm	mm	mm	mm	mm	mm	mm	mm	mm	mm	mm	mm	mm	kN/bf	
C 60SBSS316-D 1F73	19.05	11.91	12.57	5.94	57.5	59.9	18.0	2.42	12.7	22.23	33.2	20.65	63.5	18.8/4226	A
C 60SBSS316-D 1F74	19.05	11.91	12.57	5.94	57.5	59.9	18.0	2.42	12.7	22.23	33.2	20.65	68.6	18.8/4226	B

## 香肠生产线输送链

Conveyor chains for sausage production



东华链号 Donghua Chain No.	P	b <sub>1</sub>	d <sub>2</sub>	d <sub>3</sub>	L <sub>3</sub>	L	L <sub>c</sub>	d <sub>4</sub>
	mm	mm	mm	mm	mm	mm	mm	mm
20A55316-D1F9	31.75	27.46	9.53	15.87	41.30	79.40	83.60	3.60

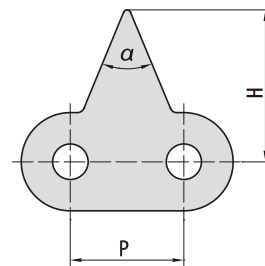


东华链号 Donghua Chain No.	P	b <sub>1</sub>	d <sub>2</sub>	d <sub>3</sub>	d <sub>4</sub>	d <sub>5</sub>	L <sub>1</sub>	L <sub>2</sub>	L <sub>3</sub>	L <sub>4</sub>
	mm	mm	mm	mm	mm	mm	mm	mm	mm	mm
C2120HSSF14G K	76.20	25.22	11.10	11.10	15.88	15.88	106.30	100.40	54.00	60.00

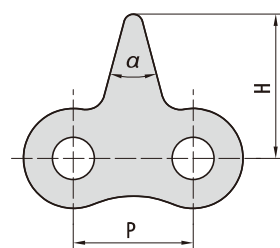
## 不锈钢尖齿链

### Stainless steel sharp top chains

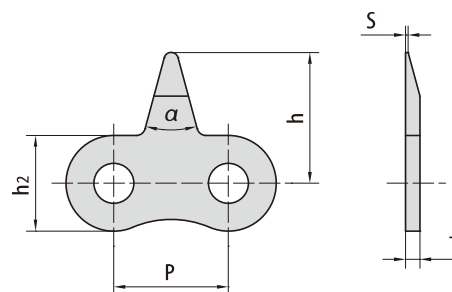
东华链号 Donghua Chain No.	P	H	$\alpha$
08AF9SS	12.70	17.00	45°



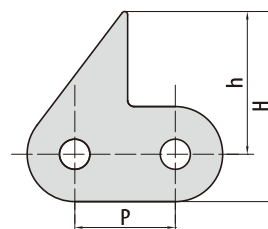
东华链号 Donghua Chain No.	P	H <sub>max</sub>	h
16AF44SS	25.40	30.30	50.00



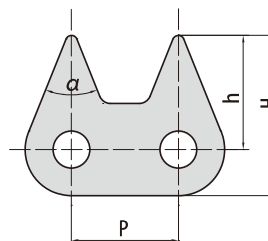
东华链号 Donghua Chain No.	P	h <sub>2max</sub>	h	T	s	$\alpha$
08BF30SS-1STA	12.70	10.60	14.50	1.60	0.30	30°



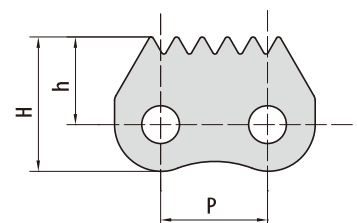
东华链号 Donghua Chain No.	P	H <sub>max</sub>	h
C20ASS-1STCF1	31.75	60.00	45.00



东华链号 Donghua Chain No.	P	H <sub>max</sub>	h	$\alpha$
06BSS-2STC	9.525	14.30	10.20	44°



东华链号 Donghua Chain No.	P	H <sub>max</sub>	h
08BSS-941	12.70	15.80	10.30





## 链条功率选用

### Selection of chain drive power

《滚子链传动选择指导》(GB/T 18150—2006 / ISO 10823:2004)标准已经公布。标准规定考虑链条实际传递功率时,应对主动链轮所传递的功率(即输入功率)进行修正。

实际传递功率(修正功率)=输入功率×工况系数×齿数系数

工况系数见下表所列, 齿数系数= $(19/Z_s)^{1.08}$  ( $Z_s$ —小链轮齿数)

The standard of "Guidelines for the Selection of Roller Chain Drives"(GB/T 18150-2006 / ISO 10823:2004) had been issued. If you try to calculate the actual transmission power of chain, you must consider revising the transmission power of driving sprocket (input power).

Actual power(Corrected power)=input power×service factor×teeth factor  
Service factor is listed in the following table.

Teeth factor =  $(19/Z_s)^{1.08}$  ( $Z_s$ —tooth number of the small sprocket)

#### ■ 工况系数表 Service factor table

从动机械特性 Driven Mechanism Characteristic	主动机械特性 Driving Mechanism Characteristic		
	平稳运转 Smooth Running	轻微振动 Slight Vibration	中等振动 Medium Vibration
平稳运转 Smooth Running	1.0	1.1	1.3
中等振动 Medium Vibration	1.4	1.5	1.7
严重振动 Severe Vibration	1.8	1.9	2.1

世界各国历史悠久的链条工厂都制定有自己的链传动功率曲线和功率图。GB/T 18150—2006 / ISO 10823:2004标准也建立了特定条件下的功率曲线图,选择链条传动功率或由传动功率选择链条,前提是已知小链轮齿数和转速,链条实际传递的功率在功率曲线图的额定功率范围内,所选择的链条才是合适的。

现以某型农机传动部分和旋耕部分的传递功率,验算链条选择是否合理。

The chain factories with long history in the world have their own chain transmission power rating graph and power diagram. We can refer to the GB/T 18150-2006 / ISO 10823:2004 standard selecting the drive power or selecting chain according to the drive power, the condition is that we should know the tooth number of the small sprocket and its speed. Only if the actual power is within the range of rating power of the power rating graph, the selected chain is suitable.

Now we use the transmission part in walking tractor and the transmission power in rotary tillage to proof whether the chain selection is correct.

#### ■ 传动部分

小链轮转速 $n_s = 1351$  r/min

小链轮齿数 $Z_s = 14$

经修正后的实际传递功率 =

10.944马力 = 8.16千瓦

由B系列滚子链功率曲线得知,选择08B-2滚子链是合适的。

#### ■ Chain drive part

Small sprocket speed  $n_s = 1351$  r/min

Tooth number of small sprocket  $Z_s = 14$

Actual power (Corrected power) = 10.944hp = 8.16kW

From B series horsepower rating graph, you will find selected 08B-2 chain is suitable.

#### ■ 旋耕部分

小链轮转速 $n_s = 199$  r/min

小链轮齿数 $Z_s = 13$

经修正后的实际传递功率 =

9.888马力 = 7.37千瓦

由A系列滚子链功率曲线得知,选择12A-2滚子链是不合适的,选型偏小,正确选用应采用16A-1滚子链或60H-2重载型滚子链。

#### ■ Rotary tillage chain part

Small sprocket speed  $n_s = 199$  r/min

Tooth number of small sprocket  $Z_s = 13$

Actual power (Corrected power) = 9.888hp = 7.37kW

From A series horsepower rating graph, you will find selected 12A-2 chain is unsuitable. You should choose 16A-1 or 60H-2 heavy duty roller chain instead of 12A-2.

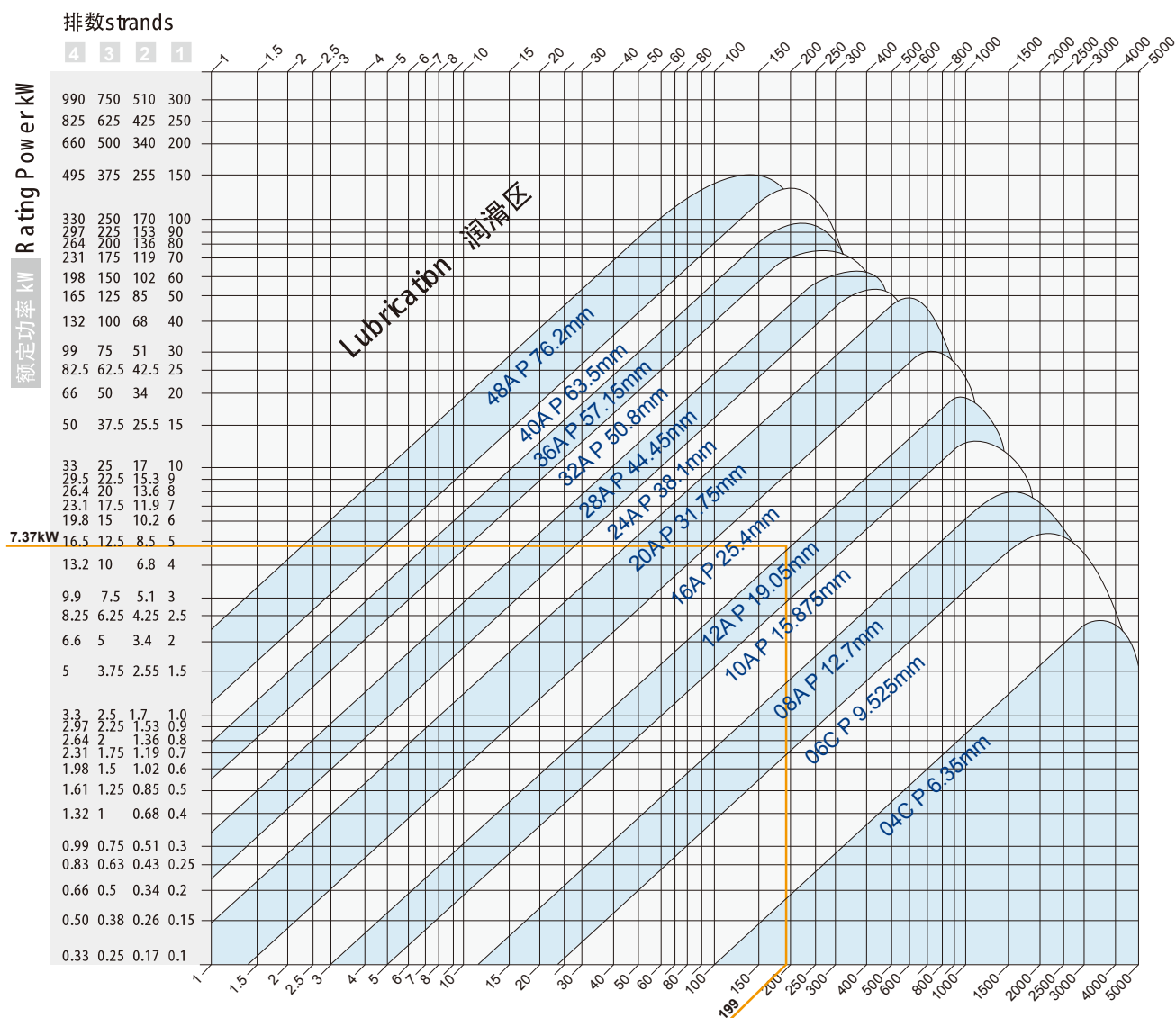
## 功率曲线图 (A系列滚子链) Power rating graph (A series roller chain)

### ■ 本功率曲线图的特定条件主要是:

- △小链轮齿数为19;
- △链条长度为120个节距;
- △传动比从1:3到3:1;
- △链传动的预期使用寿命为15000小时。

### ■ The main characteristics of this power graph are as follows:

- For drive  $Z_s=19$
- Chain length: 120 pitches
- Transmission ratio: 1:3 to 3:1
- Service life of chain: 15000 hours



注: 多排链的额定功率可由单排链的额定功率乘以排数系数得到。

Note: The rating power of multiple strand chain can be obtained by multiplying the strand factor by the rating power of single strand chain.

### ■ 排数系数表 Strand factor table

排数 Number of strand	1	2	3	4	5	6
系数 Factor	1.0	1.7	2.5	3.3	4.1	4.9

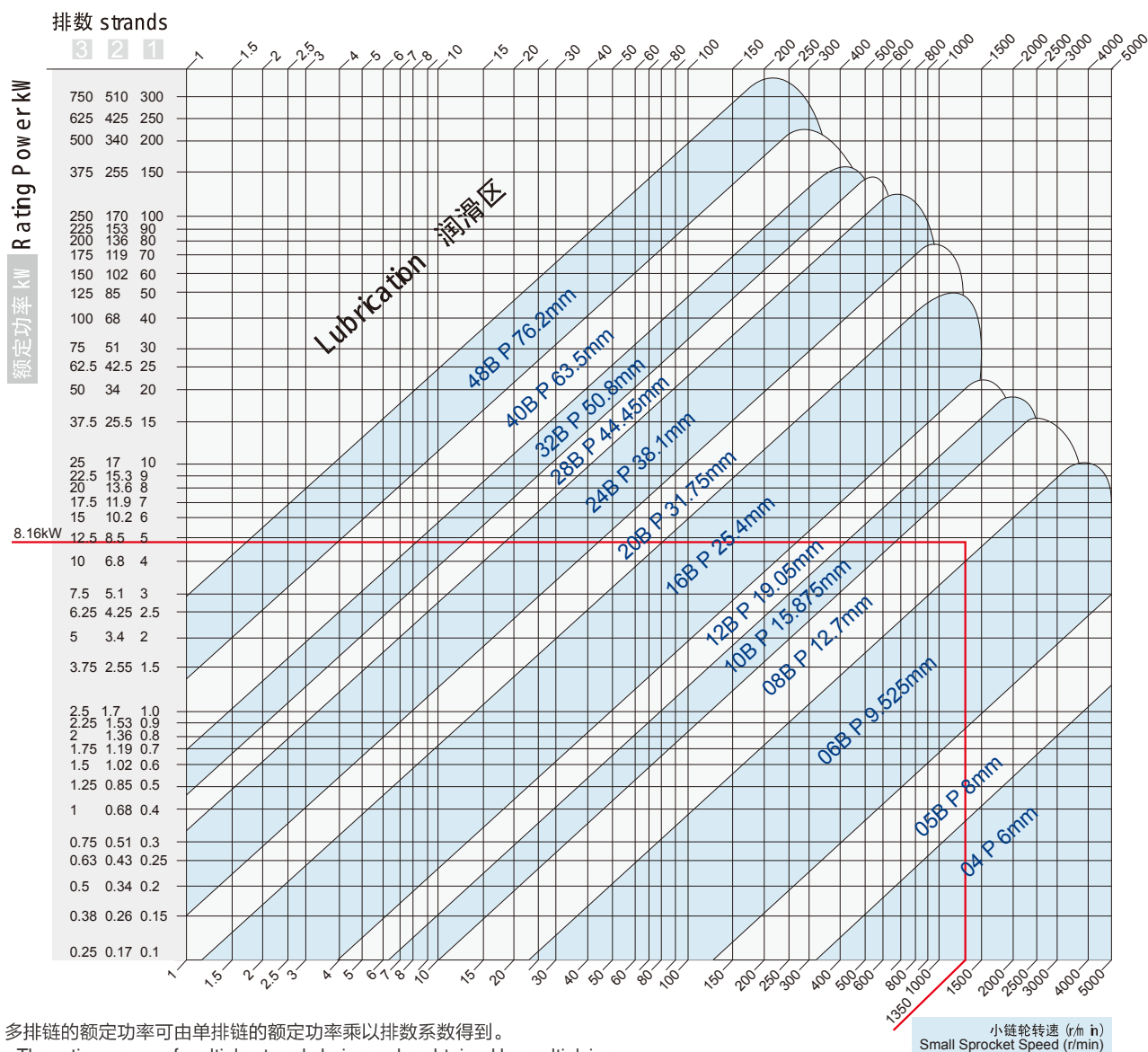
## 功率曲线图 (B系列滚子链) Power rating graph (B series roller chain)

### ■ 本功率曲线图的特定条件主要是:

- △小链轮齿数为19;
- △链条长度为120个节距;
- △传动比从1:3到3:1;
- △链传动的预期使用寿命为15000小时。

### ■ The main characteristics of this power graph are as follows:

- For drive  $Z_s=19$
- Chain length: 120 pitches
- Transmission ratio: 1:3 to 3:1
- Service life of chain: 15000 hours



注: 多排链的额定功率可由单排链的额定功率乘以排数系数得到。

Note: The rating power of multiple strand chain can be obtained by multiplying the strand factor by the rating power of single strand chain.

### ■ 排数系数表 Strand factor table

排数 Number of strand	1	2	3	4	5	6
系数 Factor	1.0	1.7	2.5	3.3	4.1	4.9

## 润滑选择

### Selection of lubrication

#### ■ 链条传动的润滑取决于使用场合、温度、链条线速度等。

#### ■ Lubrication of chain depends on the working environment, temperature, chain speed and so on.

##### 1. 使用场合影响

开式传动如各类联合收割机、割晒机等链条应采用油脂润滑。

闭式传动如手扶拖拉机链条传动箱，应采用机油润滑。

##### 1. Influence of working environment

For open drive such as combine chain, swather chain etc., grease lubrication is recommended.

For closed drive such as walking tractor chain transmission case etc., oil lubrication is recommended.

##### 2. 温度影响

一般推荐在-5℃~+60℃范围内使用润滑。

冬季采用粘度小的机油，夏季采用粘度大的机油。

##### 2. Influence of temperature

Application in the temperature range of -5℃ to +60℃ is recommended.

In winter, lower viscosity oil is recommended; But in summer, higher viscosity oil is recommended.

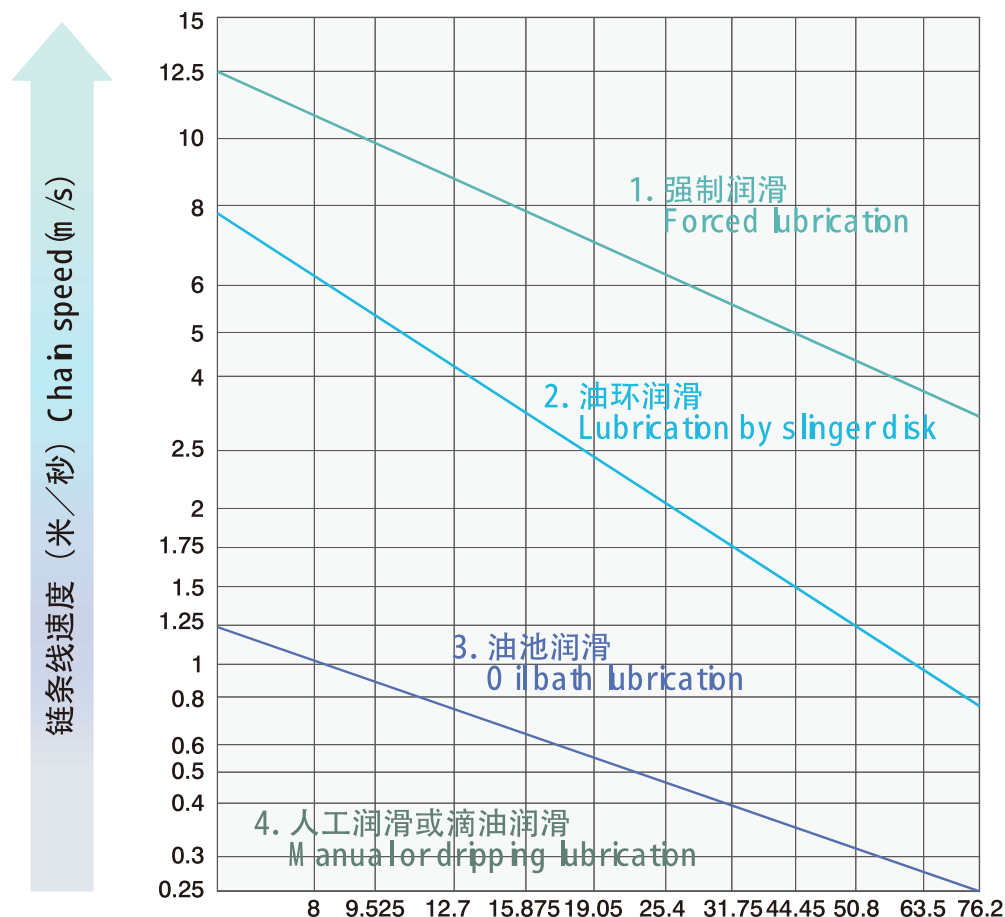
##### 3. 线速度影响

润滑方式直接与链条线速度有关，可参照下图选择润滑方式。

##### 3. Influence of chain speed

The lubrication method is related to chain speed.

Refer to the following chart for details, please.



## 润滑选择

### Selection of lubrication

#### ■ 链传动的润滑

运行在链轮上的链条由于销轴处铰链的相对回转而产生磨损。因此有效的润滑就显得至关重要，其不仅可以有效降低磨损且能降低功率损耗和噪音。

##### 曲线1:

干摩擦；链条由于干摩擦引起严重磨损而致使其短时间内迅速磨损失效

##### 曲线2:

仅有初始润滑；链条因仅有初始润滑，故其磨损在润滑剂用完迅速增加

##### 曲线3:

人工润滑；链条因人工润滑而频繁产生间歇性干摩擦，特别是在人工润滑不能符合润滑周期要求时

##### 曲线4:

不恰当的润滑；链条被使用了不恰当的润滑，比如劣等、脏的、不合适的粘度或不足的润滑剂，而引起的链条不均匀磨损

##### 曲线5:

正确的润滑；可以看出其对链条使用寿命的至关重要性

#### ■ Lubrication

Wear is mainly caused by bearing pressure, angle-sliding movements of the pins and rotation of the rollers etc.. Effective lubrication of the chain hinges is utmost important for reducing wear, power loss and noise etc. effectively.

##### Curve 1:

Without lubrication. Chain would be worn out and destroyed within a very short time.

##### Curve 2:

Optimum initial lubrication only. High wear would occur within a short time after the lubricant has been used up.

##### Curve 3:

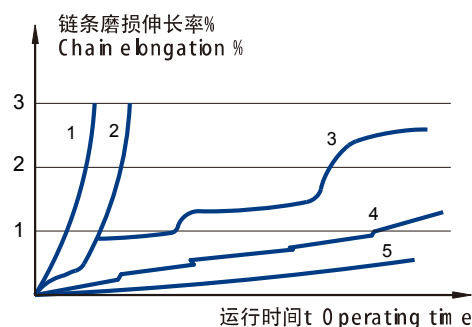
Manual lubrication. Intermittent dry rub frequently occurs, especially when regular periodical relubrication is not well implemented.

##### Curve 4:

Incorrect lubrication. Uneven chain wear results from incorrect lubrication.

##### Curve 5:

Correct lubrication. The right lubrication is the utmost important to obtain a optimum service life.



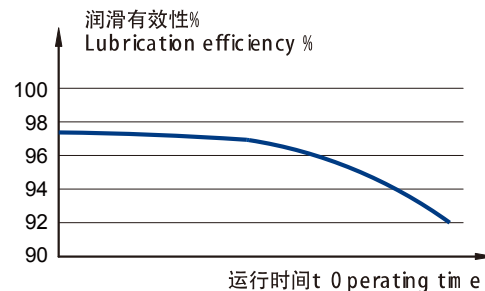
#### ■ 润滑和有效性

当摩擦副表面变色时表明润滑已失效，在此之前应进行再次润滑。

具体的润滑失效间隔时间应依据特定的工况和运行条件进行试验测定。

#### ■ Lubrication and efficiency

Relubrication shall be done before discoloration of the rub surface which indicates the lubrication failure of the former lubrication. The specific lubrication intervals shall be determined by tests based on specific conditions and running conditions.



右图显示了润滑有效性随运行时间的变化

The right graph shows the efficiency of lubrication decrease with operating time.

## 润滑选择

### Selection of lubrication

#### ■ 润滑剂

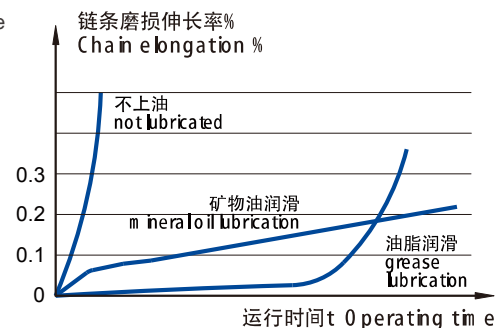
润滑剂的选择首先取决于润滑方式。

如右图所示，低粘度的矿物油特别适合链传动

#### ■ Lubricant

First of all, the selection of an appropriate lubricant depends on the type of lubrication.

Just as the right diagram shows, low viscosity mineral oils are particularly suitable for chain drives.



#### ■ 推荐的不同工作温度下的润滑剂应具备的粘度 Recommended viscosity

环境温度 Ambient temperature °C	润滑剂粘度 Viscosity of lubricant
-5°C ~ +25°C	N 100 (ISO VG 100)
+25°C ~ +45°C	N 150 (ISO VG 150)
+45°C ~ +60°C	N 220 (ISO VG 220)

若使用温度更高（如炉箱链）或使用环境很恶劣、泥浆飞溅等开式或重载低速链传动时，二硫化物（MoS<sub>2</sub>，WS<sub>2</sub>）或硒化物（MoSe<sub>2</sub>，WSe<sub>2</sub>）无论是用作添加剂还是直接喷润都能提高润滑性能。

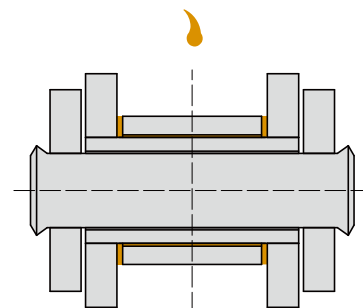
低粘度或滴点在70℃左右的润滑脂同样适用于人工润滑。在某些特殊的场合使用液化的润滑脂进行喷润。不稳定的物质挥发完后即可开始工作。

无论采用何种润滑剂和润滑方式，最重要的问题是使润滑剂能及时充分均匀的分布到构成摩擦副的链节铰链处的间隙中（销轴-套筒之间，套筒-滚子之间）。

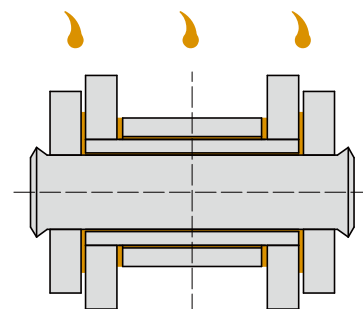
For higher temperatures (e.g. furnace chains) or severe operating conditions, mud spattering open-type etc. or heavy-duty low speed chains, graphite or molybdenum disulfide (MoS<sub>2</sub>) applied either as additive or spray will improve lubrication performance.

Low-viscosity or the grease products with a drop point of 70°C are also suitable for manual lubrication. Liquidized grease may be sprayed on the chains in special conditions and chains can start running immediately after the evaporation of the volatile carrier substance.

No matter which kind of lubricants and lubrication methods choosed, the most important issue is to ensure the lubricant flow into evenly (between pin and bush, between bush and roller).



a) 错误的给油方式  
Incorrect method



b) 正确的给油方式  
Correct method

## 润滑选择

### Selection of lubrication

#### ■ 润滑方式选择

常见的润滑方式大约有以下几种：

##### 1. 人工润滑

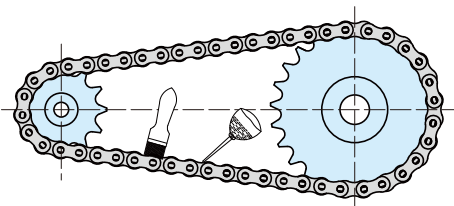
用刷子或油壶定期在链条松边内外链板间隙处加油。这种方式可靠性不高，因此仅适用于非经常工作的链条或低速二级传动中。至少应每天充分润滑一次（若条件允许，应每隔8小时注油一次），应尽可能避免产生润滑剂的变色现象。

#### ■ Selection of lubrication method

Normally, there are five lubrication methods as below:

##### 1. Manual lubrication

This type of lubrication by means of oil can and brush, which adding lubricant into the gap between outer and inner link plate of chain loose side periodically is not very safe and therefore this type lubrication only suitable for those chains with occasional operation or for those secondary drives and low chain speeds. Sufficient lubrication should take place at least once a day (if possible once every 8 running hours). Lubricant colouration should be avoided as far as possible.

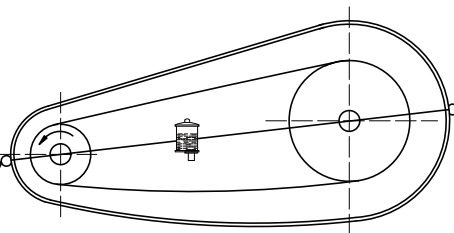


##### 2. 滴油润滑

用油芯加油器，针阀式注油杯或滴油油杯加油，这种方式仅适用于低轴压比的传动，应尽可能避免产生润滑剂的变色现象。

##### 2. Drip lubrication

Drip lubrication by means of wick oilers, needle oilers or drip oilers is only suitable for low bearing pressure drives. Lubricant colouration should be avoided as far as possible.

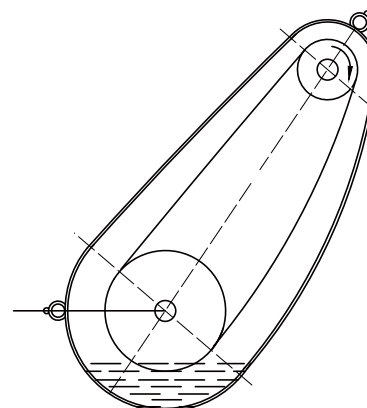


##### 3. 油池润滑（亦称油浴润滑）

在一个大小合适的链箱中（使用过的已磨损伸长的链条不应能撞击到箱边）拥有足够的润滑油以使链板边至滚子或套筒处能浸入，但浸入不宜过浅或过深。浸入过浅则润滑不可靠；浸入过深则油易发热氧化变质且搅油损失大。

##### 3. Oil bath lubrication (submerged lubrication)

There is just enough oil in a proper chain box for preventing the worn and elongated chain knocking against the casing wall to allow the chain plates to submerge into the bath up to the rollers or the bushings respectively. But immersion should not be too deep or too shallow. Too shallow immersion lubrication is not reliable. Too deep immersion may cause the oil to heat up and lead to untimely oxidation of the oil.



## 润滑选择

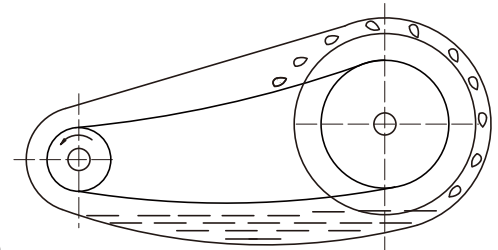
### Selection of lubrication

#### 4. 油环润滑（亦称飞溅润滑）

链条运行在油面上方。一个能浸入到油中约12.7mm~25.4mm的甩油盘利用离心力将油飞溅起来并利用箱体上的集油装置持续不断的导流到链条上。甩油盘的圆周速度应大于3m/s，一般不超过12.5m/s,最大不应超过40m/s。当链条宽度超过127mm时，应在链轮两侧都装甩油盘。

#### 4. Oil-ring lubrication (splash lubrication)

With this type of lubrication, the chain operates above oil level. A disk submerging into the lower oil level, the depth is about 12.7mm-25.4mm, Peripheral velocity between min. 3m/s and max. 40m/s, normally not bigger than 12.5m/s, centrifuges oil against the casing walls from where it continuously runs down onto the chain via drip rails. The disk should be mounted on both sides of sprocket when the chain width above 127mm.

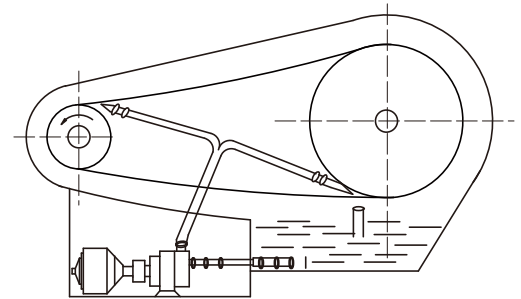


#### 5. 强制润滑（亦称压力润滑）

此润滑方式适用于高速重载型传动。通过油泵和注油管强制供油润滑并起到循环冷却链条的效果。喷油嘴应布置在链条与链轮的啮入处且数目应比链条排数多一个以使其对准每列链板的间隙处。

#### 5. Force feed lubrication (pressure lubrication)

This type of lubrication is suitable for high-speed and heavy-duty type drives. Force feed lubrication is carried out to realize the circulating cooling of chains by means of oil pump and oil feeding pipe. The spray nozzles should be situated near the gearing places of chain and sprocket, and the nozzle number should be one more than the chain strands number to make them aim at the gap of each row link plate.





## 链传动维护保养

### Maintenance for roller chain drive

#### ■ 滚子链传动的维护保养

由于链传动应用的广泛性，阐明其常规的保养与维修方法是有实用意义的，保养与维修做的越好，链传动的故障就越少，实践表明，使用中如能遵守几条相当简单的保养与维护原则，就可以节约费用，延长使用寿命，充分发挥链传动的工作能力：

- 1.传动的各个链轮应当保持良好的共面性，链条通道应保持畅通；
- 2.链条松边垂度应保持适当。对可调中心距的水平 and 倾斜传动，链条垂度应保持为中心距的1%~2%左右，对垂直传动或受振动载荷、反向传动及动力制动时，应使链条垂度更小些。经常检查和调整链条松边垂度是链传动保养工作中的重要项目。
- 3.经常保持良好的润滑，这是保养工作中的重要项目。不管采用哪种润滑方式，最重要的能使润滑油脂很及时很均匀地分布到链条铰链的间隙中去。如非必要，尽量不采用粘度较大的重油或润滑脂，因为它们使用一段时间后易与尘土一起堵塞通往铰链摩擦表面的通路（间隙）。应定期将滚子链进行清洗去污，并经常检查润滑效果，必要时应拆开检查销轴和套筒，如摩擦表面呈棕色或暗褐色时，一般是供油不足，润滑不良。
- 4.链条链轮应保持良好的工作状态。
- 5.经常检查链轮轮齿工作表面，如发现磨损过快，及时调整或更换链轮。

#### 滚子链传动故障维修指导

故障症状	可能的原因	维修措施
噪声过大	<ol style="list-style-type: none"><li>1. 链轮不对正</li><li>2. 松边垂度不合适</li><li>3. 润滑不良</li><li>4. 链箱或支承松动</li><li>5. 链条或链轮磨损严重</li><li>6. 链条选型不当，节距过大</li><li>7. 链轮齿数太少</li></ol>	<ol style="list-style-type: none"><li>1. 重新对正链轮</li><li>2. 适当调整链条松边垂度</li><li>3. 改善润滑条件</li><li>4. 紧固链箱或支承</li><li>5. 更换磨损的链条或链轮</li><li>6. 链条重新选型，采用小节距</li><li>7. 增加链轮齿数，如不能重新设计</li></ol>
链条跳齿	<ol style="list-style-type: none"><li>1. 链条太松，使垂度过大</li><li>2. 链条或链轮磨损严重</li><li>3. 严重超载</li></ol>	<ol style="list-style-type: none"><li>1. 适当张紧</li><li>2. 更换链条或链轮</li><li>3. 选用高强度链条，消除过载原因</li></ol>
链条脱不开链轮	<ol style="list-style-type: none"><li>1. 链轮不对正</li><li>2. 链轮磨损严重</li></ol>	<ol style="list-style-type: none"><li>1. 重新对正链轮</li><li>2. 更换链轮</li></ol>
链条死节	<ol style="list-style-type: none"><li>1. 链轮不对正</li><li>2. 链条铰链中有杂物</li><li>3. 润滑不良</li><li>4. 载荷过大</li><li>5. 链条锈蚀</li><li>6. 链板或附件干涉</li></ol>	<ol style="list-style-type: none"><li>1. 重新对正链轮</li><li>2. 清除铰链处杂物</li><li>3. 改善润滑条件</li><li>4. 减小载荷或改用强度适合的链条</li><li>5. 改用防锈蚀链条</li><li>6. 检查链条是否干涉</li></ol>

## 链传动维护保养

### Maintenance for roller chain drive

故障症状	可能的原因	维修措施
滚子碎裂、 出现裂纹或变形	<ol style="list-style-type: none"> <li>1. 链条节距过大或链轮齿数太小</li> <li>2. 链轮齿沟有杂物</li> <li>3. 链条在链轮齿上爬位过高</li> <li>4. 链条受冲击过大</li> </ol>	<ol style="list-style-type: none"> <li>1. 选用小节距链条或增加链轮齿数</li> <li>2. 清除齿沟杂物或更新链条</li> <li>3. 更换链条，适当张紧</li> <li>4. 减小链条冲击</li> </ol>
销轴旋转或 链板孔被拉长	<ol style="list-style-type: none"> <li>1. 链条过载</li> </ol>	<ol style="list-style-type: none"> <li>1. 消除过载原因，或更换大规格的链条</li> </ol>
销轴断裂或链板沿 链板孔连线方向断裂	<ol style="list-style-type: none"> <li>1. 严重超载</li> </ol>	<ol style="list-style-type: none"> <li>1. 消除过载原因或重新选用大规格或强度更高的链条；如发现链轮有问题的征兆，必须更换链轮</li> </ol>
链板断裂 	<ol style="list-style-type: none"> <li>1. 载荷大于链条动承载能力</li> </ol>	<ol style="list-style-type: none"> <li>1. 选用大节距链条，或减小动态载荷</li> </ol>
链板或链轮齿严重侧磨	<ol style="list-style-type: none"> <li>1. 链轮不共面或链轮端面跳动严重</li> <li>2. 链轮支承刚度差</li> <li>3. 链条扭曲严重</li> </ol>	<ol style="list-style-type: none"> <li>1. 提高加工与安装精度</li> <li>2. 提高支承件刚度</li> <li>3. 更换合适链条</li> </ol>
外链节外侧擦伤	<ol style="list-style-type: none"> <li>1. 链条未张紧，发生跳动，从而与邻近物体碰撞</li> <li>2. 链箱变形或内有杂物</li> </ol>	<ol style="list-style-type: none"> <li>1. 使链条适当张紧</li> <li>2. 消除链箱变形，清除杂物</li> </ol>
销轴磨损或 销轴与套筒胶合	<ol style="list-style-type: none"> <li>1. 润滑不良</li> <li>2. 链条速度过高或载荷过大</li> </ol>	<ol style="list-style-type: none"> <li>1. 提供适当的润滑系统</li> <li>2. 降低速度或载荷</li> </ol>
链轮齿磨损严重	<ol style="list-style-type: none"> <li>1. 润滑不良</li> <li>2. 链轮材质较差，齿面硬度不足</li> </ol>	<ol style="list-style-type: none"> <li>1. 改善润滑条件</li> <li>2. 提高链轮材质和齿面硬度</li> </ol>
卡簧、开口销等链条 止锁元件松脱	<ol style="list-style-type: none"> <li>1. 链条抖动过烈</li> <li>2. 有障碍物磕碰</li> <li>3. 止锁元件安装不当</li> </ol>	<ol style="list-style-type: none"> <li>1. 适当张紧或考虑增设导板托板</li> <li>2. 消除障碍物</li> <li>3. 改善止锁元件安装质量</li> </ol>

## 链传动维护保养

### Maintenance for roller chain drive

#### ■ Maintenance for Roller Chain Drive

It's very practical to illustrate the conventional maintenance of roller chain drive because of its wide application in industry. Better maintenance, less failure. In practice, only following some simple maintenance principals, we can easily save costs and make its service life longer, and then making the operation more efficient.


1. Each sprocket in the driving system should have good coplanarity and the chain path should always be smooth.
2. The sagging of chain loose side should be suitable and for the adjustable center distance level and angle drive, the sagging should be 1%~2% of the center distance. For conditions of vertical drive and under vibration load, reverse drive and dynamic brake, the sagging should be smaller. It's very important to check and adjust the loose side sagging frequently in the chain drive maintenance.
3. Good lubrication is also very important. Whichever lubrication method you choose, the most important thing is to make the lubricating grease distribute evenly in each chain joint clearance. If not necessary, avoid selecting big viscosity heavy oil or lubricating grease since it will jam the clearances gone to joints friction surface with dust after a period of time. Periodically clean the roller chain and check its lubrication condition frequently. Disassembly the pin and bush, if necessary. If the friction surface is brown or dust color, it may be caused by insufficient lubrication.
4. Chains and sprockets should be always in good condition.
5. Frequently check the working surface of sprocket teeth, adjust or replace it when it's excessively worn.

#### Troubleshooting Instructions

Failure Symptom	Possible Causes	Actions
Very noisy	<ol style="list-style-type: none"> <li>1. Unalignment of sprockets</li> <li>2. Unsuitable loose side sagging</li> <li>3. Bad lubrication</li> <li>4. Chain box or bearing loose</li> <li>5. Excessive wear of chain or sprocket</li> <li>6. Wrong selection of chain type and too big pitch</li> <li>7. Too small number of sprocket teeth</li> </ol>	<ol style="list-style-type: none"> <li>1. Realignment of sprockets</li> <li>2. Make suitable adjustment of chain loose side sagging</li> <li>3. Improve lubrication conditions</li> <li>4. Fasten chain box or bearing</li> <li>5. Replace worn chains or sprockets.</li> <li>6. Reselect chain type and adopt smaller pitch</li> <li>7. Add chain teeth number or redesign it</li> </ol>
Chain jumps off from sprocket teeth	<ol style="list-style-type: none"> <li>1. Chain is very loose which makes the sagging too big.</li> <li>2. Excessive wear of chain or sprocket</li> <li>3. Excessive overloading</li> </ol>	<ol style="list-style-type: none"> <li>1. Make suitable tensioning adjustment</li> <li>2. Replace the chain or sprocket</li> <li>3. Select high strength chain to avoid overloading</li> </ol>
The chain can't be taken off from the sprocket.	<ol style="list-style-type: none"> <li>1. Unalignment of sprocket</li> <li>2. Excessive wear of sprocket</li> </ol>	<ol style="list-style-type: none"> <li>1. Realignment of sprocket</li> <li>2. Replace it</li> </ol>
Dead link of chain	<ol style="list-style-type: none"> <li>1. Unalignment of sprocket</li> <li>2. With foreign bodies in chain joints</li> <li>3. Bad lubrication</li> <li>4. Too big load</li> <li>5. The corrosion of chain</li> <li>6. The interferences between plates or attachments</li> </ol>	<ol style="list-style-type: none"> <li>1. Realignment of sprockets</li> <li>2. Remove the foreign bodies of joints</li> <li>3. Improve lubrication conditions</li> <li>4. Reduce the load or adopt suitable chain</li> <li>5. Choose anticorrosion chain</li> <li>6. Check the interferences of chain</li> </ol>

## 链传动维护保养

### Maintenance for roller chain drive

Failure Symptom	Possible Causes	Actions
Roller cracked or deformed	<ol style="list-style-type: none"> <li>1. Too big chain pitch or too small number of sprocket teeth</li> <li>2. Sprocket teeth have foreign bodies.</li> <li>3. The chain climbs onto sprocket teeth too high.</li> <li>4. Excessive chain impact load</li> </ol>	<ol style="list-style-type: none"> <li>1. Select small pitch chain or add sprocket teeth number</li> <li>2. Remove all the foreign bodies or replace chain</li> <li>3. Replace the chain and make appropriate tensioning</li> <li>4. Reduce the impact of chain</li> </ol>
Pin rotates or plate hole drawn long	<ol style="list-style-type: none"> <li>1. Chain overloaded</li> </ol>	<ol style="list-style-type: none"> <li>1. Eliminate the overloading causes or adopt large specification chain</li> </ol>
Pin broken or plate broken along the hole connecting line direction	<ol style="list-style-type: none"> <li>1. Excessive overloading</li> </ol>	<ol style="list-style-type: none"> <li>1. Eliminate the overloading causes or adopt large specification or higher strength chain; if sprocket failure symptom found, replace it</li> </ol>
Plates broken 	<ol style="list-style-type: none"> <li>1. The load above chain dynamic capacity</li> </ol>	<ol style="list-style-type: none"> <li>1. Selecting big pitch chain or reduce dynamic load</li> </ol>
Excessive side-wear of plates or sprocket teeth	<ol style="list-style-type: none"> <li>1. Sprocket not coplanar or ending beat severely</li> <li>2. Bad bearing stiffness of sprocket</li> <li>3. Severe twist of chain</li> </ol>	<ol style="list-style-type: none"> <li>1. Increase machining and installation precision</li> <li>2. Increase bearing parts stiffness</li> <li>3. Replace chain</li> </ol>
Outer link outside rubbed	<ol style="list-style-type: none"> <li>1. Chain not tensioned and jump, then to hit adjacent bodies</li> <li>2. Chain box deformed or with foreign bodies inside</li> </ol>	<ol style="list-style-type: none"> <li>1. Make appropriate chain tensioning</li> <li>2. Eliminate chain box deformation and remove foreign bodies</li> </ol>
Pin worn or bush bonded with pin	<ol style="list-style-type: none"> <li>1. Bad lubrication</li> <li>2. Chain speed too high or chain overloaded</li> </ol>	<ol style="list-style-type: none"> <li>1. Supply suitable lubrication system</li> <li>2. Lower the speed or reduce the load</li> </ol>
Excessive wear of sprocket	<ol style="list-style-type: none"> <li>1. Bad lubrication</li> <li>2. Inferior material of sprocket and insufficient teeth surface hardness</li> </ol>	<ol style="list-style-type: none"> <li>1. Improve lubrication conditions</li> <li>2. Improve sprocket material quality and its teeth surface hardness</li> </ol>
Locking parts such as spring clip and cotter pin etc. become loose.	<ol style="list-style-type: none"> <li>1. Chain wobbling heavily</li> <li>2. Knock with obstructions</li> <li>3. Locking parts wrong installed</li> </ol>	<ol style="list-style-type: none"> <li>1. Make suitable tensioning or consider adding supporting board for guide plate</li> <li>2. Remove all obstructions</li> <li>3. Improve the installation quality of locking parts</li> </ol>



**东华链条 为工业发展传递动力**

OUR MISSION:  
DRIVING THE DEVELOPMENT OF INDUSTRY